



Bedfordshire Stop and Search and Use of Force Scrutiny Panel

December 2024 Bulletin

B



Stop and Search Data



CSP	Previous Period	Current Period	% Change
Bedford Borough	468	232	-50.4% ↓
Central Beds	225	179	-20.4% ↓
Luton Borough	551	449	-18.5% ↓
Bedfordshire Unknown CSP	5		-100.0% ↓
Out of Force	16	10	-37.5% ↓
Total	1265	870	-31.2%

The total number of Stop and Searches in this quarter is 870. That is 31% less than the same period last year.

There was an 50% decrease in stop & search cases in Bedford borough and a 19% decrease in Luton borough.

Also, there was 20% decrease in Central beds.

In summary there is a general decline in S&S cases this quarter compare to same period last year.

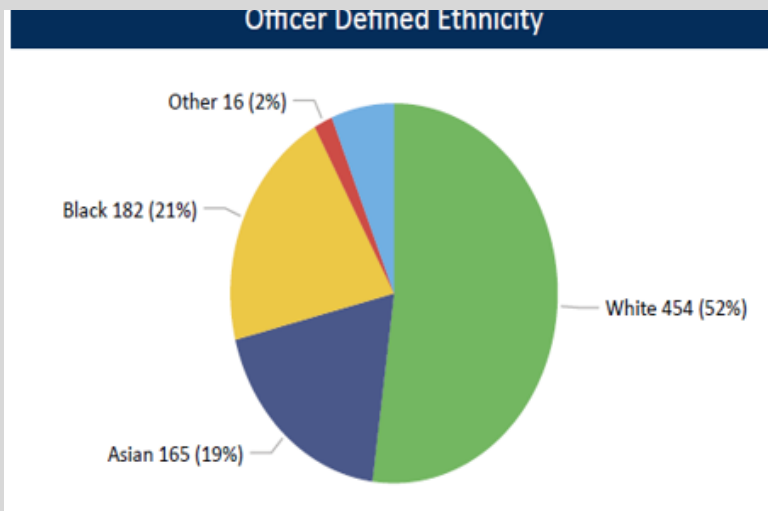
Drugs - Possession (37%) and Drugs - PWITS (27%), and offensive weapon (17%) are the most common reasons for stop searches.

Most stop searches were conducted in the 35-49 age group accounting for (23%).

Reason for Search	Previous Period	Current Period	% Change
Stolen Property	25	24	-4.0% ↓
Drugs	888	564	-36.5% ↓
Firearms	11	11	0.0% →
Offensive Weapons	178	147	-17.4% ↓
Going Equipped	152	105	-30.9% ↓
Criminal Damage	7	18	+157.1% ↑
Other	4		-100.0% ↓
Anticipation of Violence (s.60)			
Terrorism Act 2000 section 47A			
Terrorism Act 2000 section 43A			
Total	1265	869	-31.3%

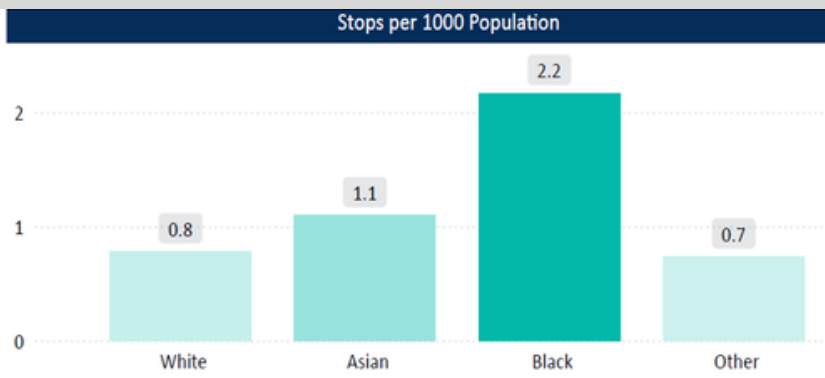


Stop and Search Data



When looking at the Stop and Searches according to officer defined ethnicity, we can see:

- 52% of the total stops were white
- 19% were Asian
- 21% were blacks



•Comparing this with stops per 1000 population, we have white at 0.8 per 1000 population, 1.1 Asian per 1000 population and 2.2 black per 1000 population.

CSP	Stop Searches			Police Action Taken			Police Action Taken Rate		
	Previous Period	Current Period	% Change	Previous Period	Current Period	% Change	Previous Period	Current Period	Change
Bedford Borough	468	232	-50.4% ↓	165	97	-41.2% ↓	35.3%	41.8%	+6.6% ↑
Central Beds	225	179	-20.4% ↓	84	62	-26.2% ↓	37.3%	34.6%	-2.7% ↓
Luton Borough	551	449	-18.5% ↓	161	176	+9.3% ↑	29.2%	39.2%	+10.0% ↑
Bedfordshire Unknown CSP	5		-100.0% ↓	3		-100.0% ↓	60.0%		-60.0% ↓
Out of Force	16	10	-37.5% ↓	6	4	-33.3% ↓	37.5%	40.0%	+2.5% ↑
Total	1265	870	-31.2%	419	339	-19.1%	33.1%	39.0%	+5.8%

19% of total S&S resulted in arrest and no Further Action was taken in 61% of cases.

Use of Force Data

Interesting aspects found from June, July, August

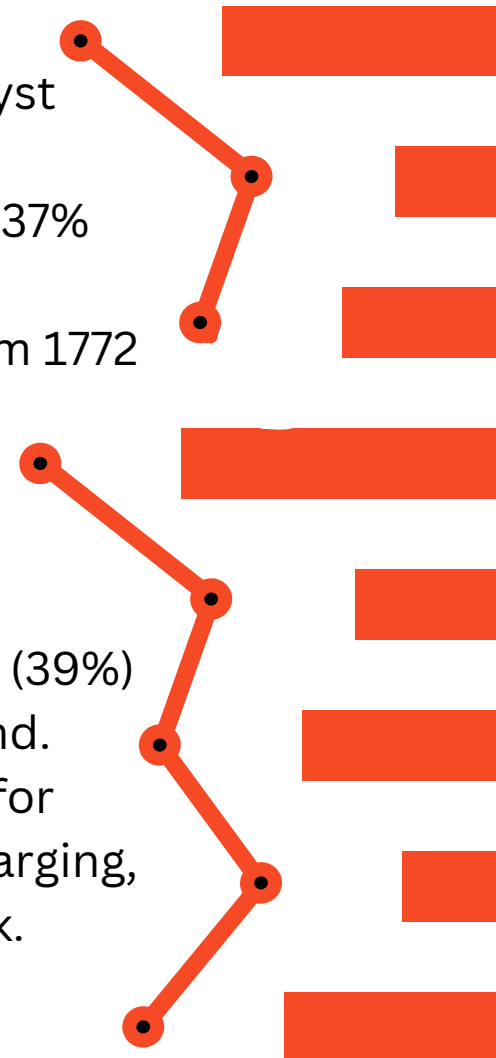
The table shows that compared to 'White', 'Black' are always more likely to have force used against them, and 'Asian' sometimes. This is a recurring pattern.

Perceived Ethnicity	Population	August ratio	July ratio	June ratio	May ratio
White	507517	1.00	1.00	1.00	1.00
Black	39601	3.75	3.24	2.96	5.03
Asian	116909	0.91	0.92	1.20	1.05
Mixed / Other	40709	0.45	0.29	0.18	0.37
Unknown					
	704736				

We found the average age of person against whom force was used is 33 years old.
Total UoF events were 562 in June, 620 in July and 590 in August

When looking at the Use of Force Data, our analyst found the following:

- Most common age category is Male 18-34 at 37%
- All females constituted 18% of all UoF.
- There were 93 injuries as a result of UoF, from 1772 (5%).
- 66% of UoF lead to an arrest
- 65/1772 (3.7%) hospitalised
- 81/1772 (4.6%) mental health act
- Most common UoF is compliant handcuffing (39%) with non-compliant handcuffing being second.
- BWV activated 92%, most common reasons for non-activation: in custody, BWV broken / charging, in hospital, not in uniform, incident too quick.




Use of Force Quarter Focus

- Males aged between 18-34
- Black Males
- Female
- Custody Video
- Handcuffing and non-compliant handcuffing



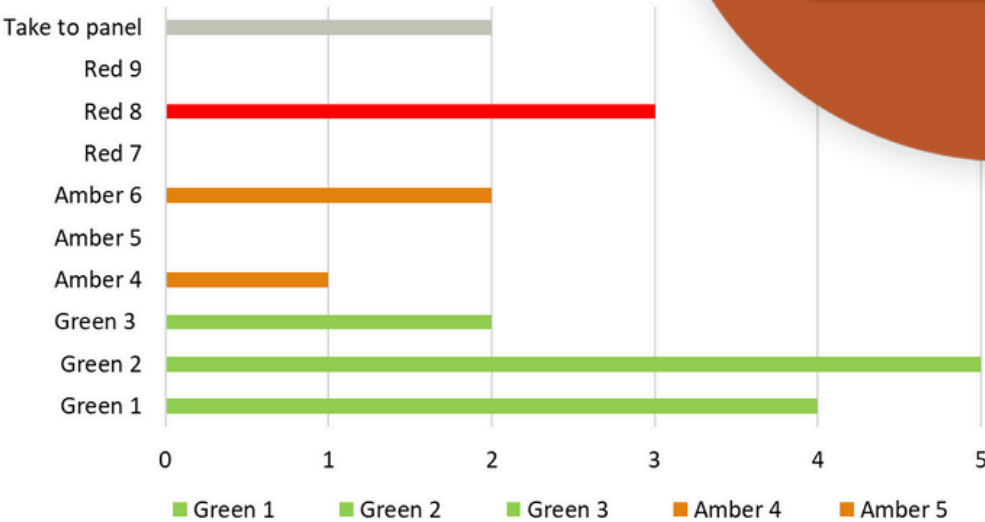
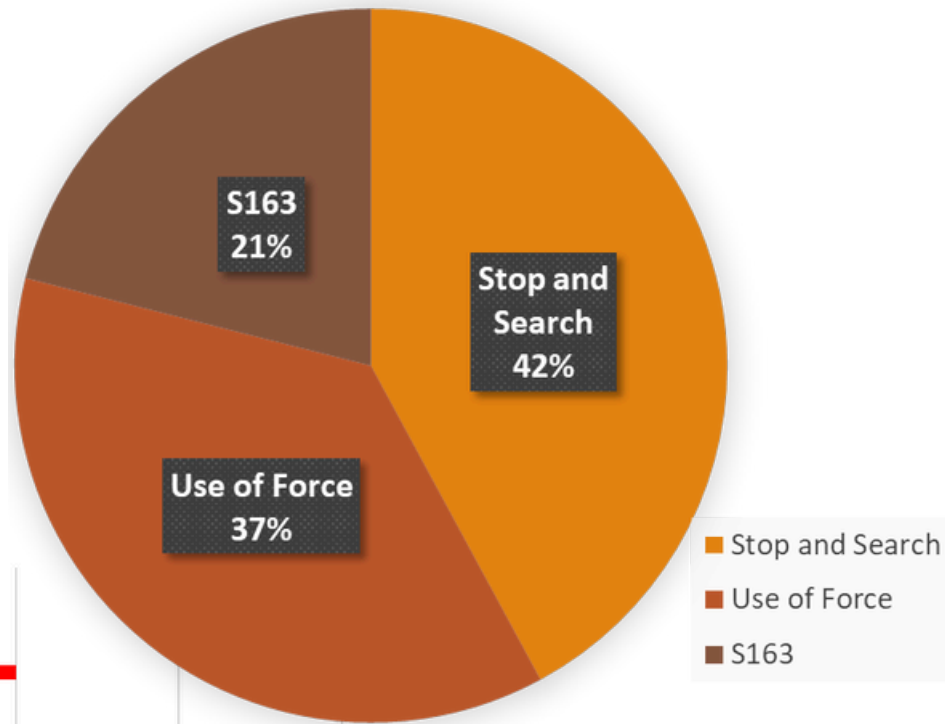
Stop and Search Quarter Focus

- Black communities across the CSP
- The 25-49 age group
- Drug-related cases and Drugs - PWITS



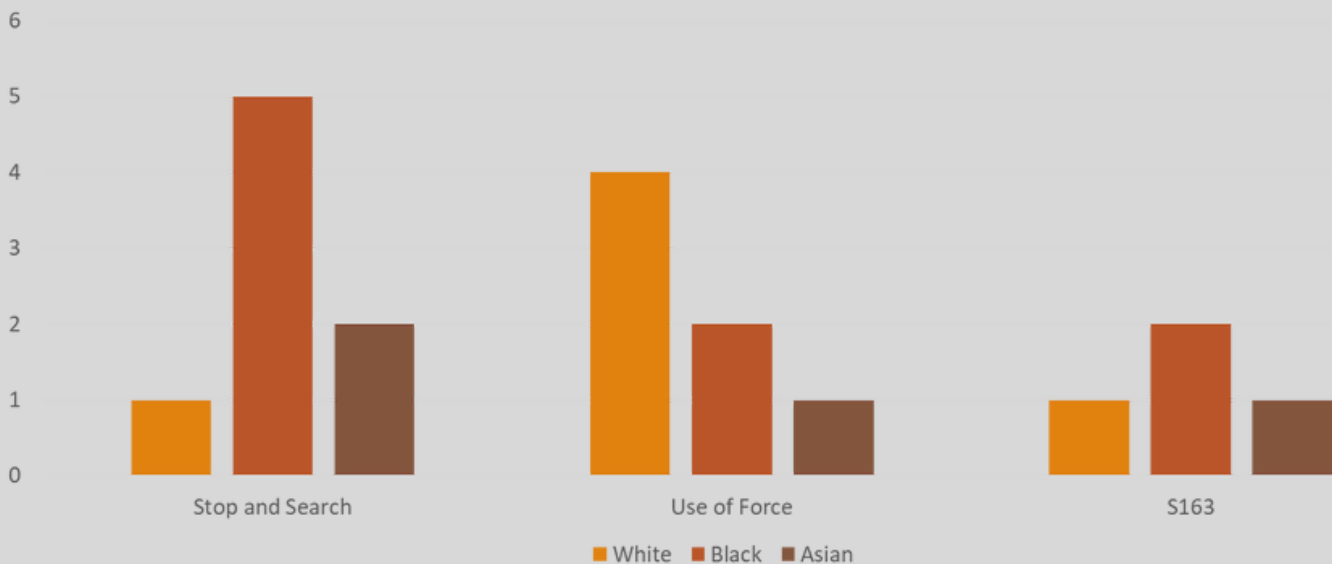
What have we seen this Quarter?

19 Videos seen this quarter
 - 8 Stop and Search Videos
 - 7 Use of Force Videos
 - 4 S163 Videos



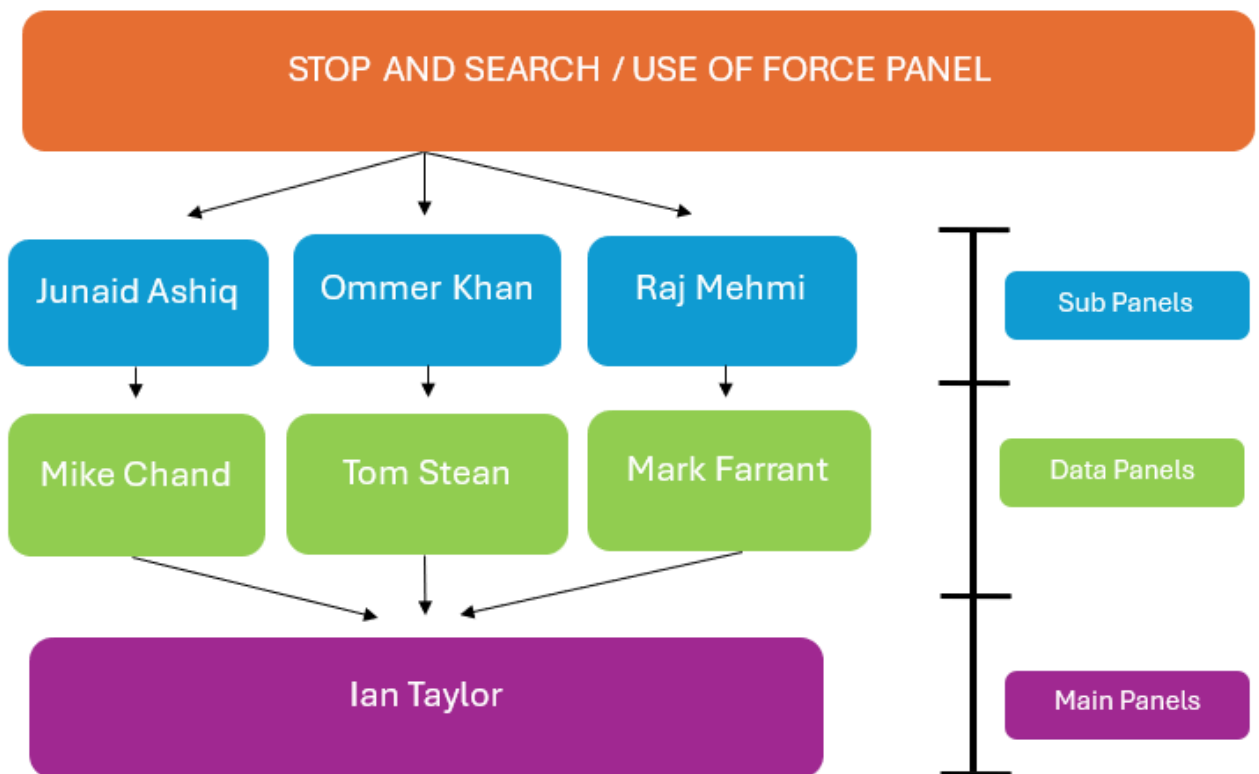
This graph shows overall grading across all stop and search, use of force and S163 for this quarter. 2 videos were taken to panel however not graded.

Videos seen based on ethnicity



Panel Hierarchy

The graph below shows how panel feedback is fed through the force. For the Stop and Search panel, PC Ommar Khan will take the panels feedback and forward it on to Ch. Inspector Tom Stean. For the Use of Force panel, PC Junaid Ashiq will take the panel feedback and forward it on to Ch. Inspector Mike Chand. Lastly for the S163 panel, PC Raj Mehmi will take the panel feedback and forward it on to Ch. Inspector Mark Farrant. Superintendent Ian Taylor oversees all panels and feedback.






Few words from one of our panel members..

My name is Elaine Singaram and I have lived in Bedfordshire for over 30 years. I work in the NHS and am approaching retirement having completed 39 years as a health worker in mental health and adult safeguarding

It has been a wonderful experience working alongside people on panel of all ages backgrounds and life experiences all living within and having an interest in what happens in Bedfordshire. Everyone has been so welcoming. All opinions and feedback is welcomed and at times respectfully challenged. It is good to be a critical friend. I have to say it is a pleasure and privilege to look at what good and best practice in policing and use of Stop Search (SS) and Use of Force (UoF) looks like. Scrutiny panels also on occasion have to address poor practice and make recommendations to take cases/videos forward to the wider panel for second review. Supervising officers provide panel feedback and address with the officers directly. Feedback is based on learning rather than blame but where necessary appropriate action will and has been taken to improve public confidence and trust in police adherence to policy and national guidance. We are also party to local data where themes and trends often emerge and this will influence the body worn camera footage/videos that is chosen to be shown in future panels. Examples being a particular over-represented age range or ethnic group. We explore reasons for any disproportionate stats coming through and are mindful that stats represent people and peoples experience.



“Joining Scrutiny Panels has been one of the best decisions I have made recently, no regrets, and gives me a real sense of being an independent voice seeking to improve people’s experience of SS and UOF”.



Freshers Fair 2024

The OPCC recently attended the Bedfordshire University Fayre in September 2024. It was a great opportunity for the team to be able to reach out to the younger demographic and have discussions around the use of police powers and how they can hold the police force to account through joining the panel. As a result, we gathered a lot of interest and awareness and received several applications.

It was lovely to also have members from both our Stop and Search and Independent Custody Visiting Scheme to come down to help promote our panels. This provided young people with a perspective from a volunteer and a chance to ask any questions they have. So, big thank you to Simon Cacioppo, Gosia Poczatek, Stephen O'Connor and Nick Ward.



Recruitment

As of December 2024, we currently have 23 members.

Since the last quarter, we have recruited 5 new members.


We are constantly recruiting for more Independent Scrutiny Panel Members aged 16 and above, based in Bedfordshire.

Statistics show that within Bedfordshire and across the country, black and minority ethnic people are statistically more likely to be stopped and searched. Therefore, it is essential for stop and search and use of force to be continuously analysed to ensure that these police powers are used in a fair and non-discriminatory manner.

Therefore, it is important for us to have a diverse panel, that is representative of a variety of ethnic minorities and age groups, to ensure police powers such as stop and search and use of force are being used appropriately and effectively.



CALLING ALL VOLUNTEERS!



Bedfordshire Stop and Search and Use of Force Scrutiny Panel

Can you spare some time for your community?



WHO ARE WE?

- We are an independent panel formed to consider the way that Bedfordshire Police use stop and search, to ensure it is being used appropriately.

WHAT IS OUR GOAL?

- We aim to ensure accountability, through openness and transparency with the police service, provide learning and increase public confidence in the police.

WHAT DO WE DO?

- We assess individual cases to identify areas of concern and good practice using a RAG (red, amber, green) traffic light system.

Interested in joining us or would you like to find out more information?

Contact us: PCC@beds.police.uk

