

Report Title	Information for Delivery and Beating Crime Board and OPCC Website
Author	Force Exec and OPCC
Signed off by which OPCC Executive Member	

Specified Information Order

Within the below chart if the frequency has been stated as Quarterly this means that information should be submitted Quarterly and the months for submission are September/December/March/June.

If the frequency states Monthly this means that information should be submitted monthly (3rd week of each month) - in line with Strategic Board papers – 7 days before the Strategic Board.

Information Requested	Owner	Frequency of Data/Information	Original request	Agreed position

<p>Force - Specified Information Order - National Priorities for Policing – A statement on how their force is performing in relation to key national priorities for policing (the new National Police Outcomes Framework) ; These measures fall under the following headings:</p> <ul style="list-style-type: none"> - Reduce murder and other homicides - Reduce serious violence - Disrupt drugs supply and county lines - Reduce neighbourhood crime - Tackle cyber crime - Improve satisfaction among 	<p>Force Exec</p>	<p>Quarterly</p>	<p>Infographic and descriptions and stats including full data and percentages.</p>	<p><i>A written statement</i></p> <p>Reduce murder and other homicides</p> <p>There have been 3x recorded homicide offences in Q2, one of which has subsequently been reclassified. Of the remaining two, one (Op Helianthos) is confirmed as a murder and the suspect has been charged. The other (Op Bassett) is an attempted murder involving a shooting, whereby one suspect has been arrested and charged.</p> <p>There were 2x homicide offences recorded in Q1, a total of 5x to date against just one in the same period last year.</p> <p>Homicide reduction focuses on SV and DA and forms part of existing reduction plans in those respective areas.</p> <p>Reduce serious violence</p> <p>The force has seen further reductions in SV in Q2 compared to Q1 and for the same period last year. These reductions are across both gun crime and knife crime and although ‘other violence’ is up on last year, it is below pre-pandemic levels.</p> <p>The reductions have been seen across both Bedford and Luton, however there has been an increase (most notably) in other violence across Central Beds. The force will be utilising the uplift in ‘Grip’ funding to adopt a similar dedicated ‘Sparkler’ response to Central Beds that has reaped rewards across Bedford and Luton.</p> <p>The force continues with Op Rowan – an academic study based upon hotspot patrols, involving a ‘pulse’ delivery of service.</p> <p>The continued excellent work of the VERU focuses on intervention and diversion, with higher levels of referrals continuing into Q2. A bespoke BAVEX campaign has raised awareness amongst children, parents and those who work with young people and a refreshed schools programme has been delivered to coincide with the return to education in Q2.</p> <p><u>Q2 2021 stats</u></p> <p>117 stop searches with 30 arrests culminating in 30 positive outcomes.</p>
---	-------------------	------------------	--	--

<p>victims – with a particular focus on victims of domestic abuse</p>			<p>In total, there were 559.5 hours of proactive patrols:</p> <p>From that proactivity £11560 in cash seized, 86 wraps of class A and B drugs seized, 4 knives and 2 viable firearms seized.</p> <p>This has generated 113 intelligence reports.</p> <p>Disrupt drugs supply and county lines</p> <p>Bedfordshire currently have 36 live OCG’s and 5 priority individuals (41). Drug supply is the highest primary SOC driver across the organised crime groups mapped with 32 (78%) OCG’s primary criminality being Drug supply.</p> <p>Bedfordshire currently have 28 County Lines mapped all of which are MoRile scored. 23 CL are importing lines with 5 exporting lines.</p> <p>Drug trafficking offences have increased by 20% from Q1 to Q2, but enforcement is strong.</p> <p>The second County Lines intensification week starts on the 11th October with activity planned for every day that week and will be reported in Q3. The force has taken advantage of, applied for and been granted £55K of NCLCC surge funding this year.</p> <p>Op Costello is Bedfordshire’s response to NCA activity against encro-phones. We have identified a number of OCG’s operating within Bedfordshire with primary criminality of Class A supply, further progress from Q1 includes:</p> <p>Op XXXX – 6x warrants executed, 4kg of cocaine seized along with £50k cash and 3x people charged and remanded.</p> <p>Op XXXX – 6kg of cannabis recovered as well as £9k cash.</p> <p>Op XXXX – Shotgun and ammunition recovered with suspect charged and remanded.</p> <p>The recently commissioned Cannabis factory profile linking to street violence has been adopted and is</p>
--	--	--	---

used to help understand this threat across the region.

Reduce neighbourhood crime

Bedfordshire has seen reductions in recorded offences of Burglary (residential) and Personal Robbery in Q2 from Q1, also down on YTD from last year.

There has been a slight increase in TOMV, TFMV and Theft from a Person in Q2 from Q1. These will continue to be monitored and managed through existing force governance structures.

Victim Satisfaction (Domestic Abuse)

Bedfordshire Police is still in a transitional period with regards to capturing extensive VS data and at present the capability is limited. That said, the focus is on DA victims.

In Sept 38x surveys were completed with the headlines being that 80% of victims were satisfied by the service/ felt supported.

In Q2 we have received a total of 73x reports of dissatisfaction, of which 5x related to victims of DA (either closed to their satisfaction or still open, none subject to a subsequent referral to PSD)

Tackle cyber crime

Bedfordshire has a dedicated and well resourced Cyber Hub to tackle Cyber Crime and raise awareness. Further to the comprehensive update in Q1:

Cyber Protect/Prevent	<u>July-Sept 21</u>
<u>Educational Presentations</u>	22
<u>Delegates</u>	582

				<table border="1"> <tr> <td><u>Business Presentations</u></td> <td>14</td> </tr> <tr> <td><u>Delegates</u></td> <td>264</td> </tr> <tr> <td><u>Action Fraud Victims</u></td> <td>989</td> </tr> <tr> <td><u>Email Contact</u></td> <td>916</td> </tr> <tr> <td><u>Telephone Calls</u></td> <td>68</td> </tr> <tr> <td><u>House Visits</u></td> <td>5</td> </tr> </table>	<u>Business Presentations</u>	14	<u>Delegates</u>	264	<u>Action Fraud Victims</u>	989	<u>Email Contact</u>	916	<u>Telephone Calls</u>	68	<u>House Visits</u>	5
<u>Business Presentations</u>	14															
<u>Delegates</u>	264															
<u>Action Fraud Victims</u>	989															
<u>Email Contact</u>	916															
<u>Telephone Calls</u>	68															
<u>House Visits</u>	5															
Force - Specified Information Order – Victim Satisfaction	Steve Ashdown	Monthly	Results per month	<ul style="list-style-type: none"> o 352 victims contacted, only 46 surveys were completed. o 14x DA; 32x non-DA o 88% said call handler listened carefully o 74% informed what next o 76% satisfied with first contact o Time it took attend – 66% appropriate o 85% explained what next o 58% felt safer as a result of practical help offered o 66% provided contact details (8% could not remember) o 81% satisfied with officer attending o 80% happy with agreed method of contact o 55% agreed how often they would o 65% updated o 72% satisfied kept informed 												
Force - Specified Information Order - Police Data Trends and complaints	PSD	Quarterly	Infographic and descriptions and stats including full data and percentages.	Specific PSD paper released and on website - Complaints Handling – Bedfordshire PCC												

Force - Response times - 101 and 999 calls	Hazel Rawdon-Smith	Monthly	Infographic and descriptions and stats including full data and percentages.	No Sept Data Reset model 01/10/2021 – data will be available in November
OPCC - Specified Information Order - Police and Crime Plan	Clare Kelly - CEO OPCC		Full Plan - Launch - to be added to August Strategic Board Agenda for representation.	To view the final Police and Crime Plan – please click on the following link: https://www.bedfordshire.pcc.police.uk/police-crime-plan/
OPCC - Specified Information Order - Milestone Plan	Clare Kelly - CEO OPCC	Quarterly	Milestone Plan report to Panel - ensure this report is published on our website.	September https://www.bedfordshire.pcc.police.uk/milestone-plan/
OPCC - Specified Information Order - Minutes of Meetings	Katie Beaumont - TM	When agreed	Meeting minutes will be published - once they have been agreed at the board. This varies with monthly and quarterly minutes - however the monthly website audit will highlight this.	To view minutes, please click on the following link: https://www.bedfordshire.pcc.police.uk/meetings/

OPCC - Specified Information Order - Expenses	Katie Beaumont - TM	Quarterly	standard template updated on Website	<p>To view expenses, please click on the following link:</p> <p>https://www.bedfordshire.pcc.police.uk/expenses/</p> <p>Festus Akinbusoye – 13 May 2021 – YTD – No expenses claimed.</p> <p>Clare Kelly – 01 April 2021 – YTD – No expenses claimed.</p>
OPCC - Specified Information Order - Team updates	Katie Beaumont - TM	Quarterly	This will be completed when the website audit takes place by Transparency or when there are changes within the structure.	<p>To view the OPCC structure, please click on the following link:</p> <p>https://www.bedfordshire.pcc.police.uk/meet-the-team/</p>
OPCC - Specified Information Order - Finance information	Katie Beaumont - TM	Quarterly	Finance – will forward all published information to OPCC for upload.	<p>To view OPCC Finance information, please click on the following links:</p> <p>https://www.bedfordshire.pcc.police.uk/financial-information/</p> <p>https://www.bedfordshire.pcc.police.uk/annual-accounts/</p>
OPCC - Specified Information Order - Premises or Land owned - leased.	Katie Beaumont - TM	Quarterly	Estates will be contacted on a quarterly basis for review and any updates.	<p>To view the Premises or Land owned list, please click on the following link:</p> <p>https://www.bedfordshire.pcc.police.uk/lists-registers/</p>
OPCC - Specified Information Order - Policies	Katie Beaumont - TM	Annually	Policies on Website.	<p>To view policies, please click on the following link:</p> <p>https://www.bedfordshire.pcc.police.uk/policies-procedures/</p>

OPCC - Specified Information Order - Complaints Data OPCC	Katie Beaumont - TM	Quarterly	Link with IOPC website	https://www.bedfordshire.pcc.police.uk/complaints-handling/
OPCC - Specified Information Order - Decisions	Katie Beaumont - TM	Quarterly	However will try and add as soon as a Decision has been signed off.	To review decisions made by the OPCC, please click on the following link: https://www.bedfordshire.pcc.police.uk/decisions/

*Areas which are grey are for OPCC action and not Force Exec.

Areas the OPCC has requested further to the Specified Information Order

Information Requested							
Force Data - Community Policing Numbers	Strategic Board item 10.1. APPENDIX 1 full details. Current community level 59 out of 67						
Force Data - Clare's Law - number of requests and average length of time to respond to requests	<p><u>Numbers</u></p> <table border="1"> <thead> <tr> <th></th> <th>RTA</th> <th>RTK</th> </tr> </thead> <tbody> <tr> <td>September</td> <td>8</td> <td>4</td> </tr> </tbody> </table> <p>September, of the 12 applications, 3 disclosures completed (all RTA) within 35 days. 6 other applications completed but no disclosure, 3 on time 3 just outside the time scales. There are 3 outstanding.</p>		RTA	RTK	September	8	4
	RTA	RTK					
September	8	4					

[Stop and search | Police.uk \(www.police.uk\)](http://www.police.uk)

Q2 21/2

Stops per 1000 Population - Bedfordshire

Ethnic Group	Stops	Population	per 1000 population	Ratio
Mixed	57	19,943	2.86	3.8
Black	75	32,119	2.34	3.1
Other	11	5,345	2.06	2.7
Asian	152	92,155	1.65	2.2
White	390	515,038	0.76	1.0
Not Stated	159			
Total	844	664,600	1.27	1.7

Force Data - Stop and Search Data and info graphics - including find rates

Officer Defined Ethnicity	Q1 21/22			
	#Stop Search	Population	Per 1,000	Ratio
White	372	516,995	0.72	1
Black	143	31,702	4.51	6.27
Asian	264	90,785	2.91	4.04
Mixed / Other	12	25,120	0.48	0.66
Unknown	39			
	830	664,602	1.25	

Q4 20/21		
#Stop Search	Per 1,000 Population	Ratio
482	0.93	1
139	4.38	4.70
301	3.32	3.56
18	0.72	0.77
52		
992	1.49	

	CSP	Stops
	▲	
		1
	Bedford Borough	316
	Central Beds	132
	Luton Borough	379
	Bedfordshire	8
	Unknown	
	Out of Force	8
	Total	844
Specials Review	<p>2282 hours completed in September</p> <p>128 Special Constable Volunteers in the organisation.</p>	

VERU monthly document

The following is a summary of the current case load (open referrals) the VERU's Youth Intervention Specialist (YIS) team are working with. The referrals include individuals (and parents of individuals) who have been experienced Child Criminal Exploitation (CCE) and Child Sexual Exploitation (CSE) - this can include trafficking & misuse of drugs, county lines, gang association, sexual violence and missing episodes.

Overview

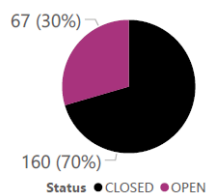
Total no. of referrals

227

No. of open referrals

67

Total referrals by status



Open referrals by exploitation type

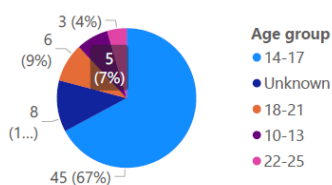


Count of all referrals in recent six months by selected features

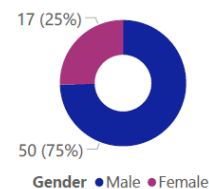
By gender				By local authority of YP						By age group						
Referral Month	Female	Male	Total	Referral Month	Bedford	Central Beds	Luton	Unknown	Total	Referral Month	10-13	14-17	18-21	22-25	Unknown	Total
Sep 2021	2	10	12	Sep 2021	2	5	5		12	Sep 2021	1	6	4		1	12
Aug 2021	4	4	8	Aug 2021		2	6		8	Aug 2021		6		1	1	8
Jul 2021	2	16	18	Jul 2021	3	5	9	1	18	Jul 2021	2	8	2		6	18
Jun 2021	8	13	21	Jun 2021	5	10	6		21	Jun 2021	2	12	3		4	21
May 2021	2	8	10	May 2021		4	6		10	May 2021	2	7			1	10
Apr 2021	1	3	4	Apr 2021	1	1	2		4	Apr 2021		1		2	1	4
Total	19	54	73	Total	11	27	34	1	73	Total	7	40	9	3	14	73

Demographic Characteristics of all Open Referrals

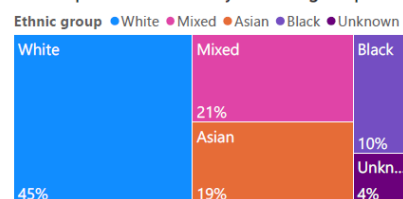
Open referrals by age group



Open referrals by gender



Open referrals by ethnic group

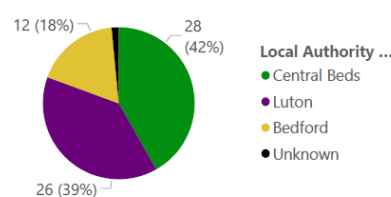


Referral Sources

Referrals have come from various agencies across the county. The pie chart shows a breakdown of open cases by local authority area of the young person or parent. Referrals have come from:

- BOSON/Bedfordshire Police
- MAGPAN (Multi Agency Gang Panel)
- Children Services across all local authorities
- Safeguarding teams across the county
- Serious Youth Violence Panel
- CAMHS (Child and Adolescent Mental Health Services)
- Housing Associations
- Schools
- Early Help

Open referrals by local authority of YP



Schools

40%

Of the open referrals attend a school or college within Bedfordshire

9%

Of the open referrals attend an alternative provision including evolve learning

13%

Of the open referrals are unspecified, unknown or education is not applicable to the referral

19%

Of the open referrals are not in education, employment or training (NEET)

Force - Specified Information Order - VERU information/trends

Appendix



Strategic Board
Community Policing 1