

# Office of the Police and Crime Commissioner Information Document May 2022

Author: Office of the Police and Crime Commissioner  
Sign Off – Force Exec : Rachael Glendenning

## Executive Summary:

PCC Festus Akinbusoye has pledged to make information readily available for the public to review to try and reduce the number of FOIs received by the OPCC and Force. This will go beyond which is required in the Specified Information Order.

The PCC has asked the Force Exec to provide information so that the OPCC can publish this information on the website – this was agreed 01.07.2021 during Delivery and Beating Crime Board that the Force would provide the information required.

The document has been updated to show members of the public, how the information links in with the Police and Crime Plan.

## Specified Information Order

Police and Crime Commissioners (PCCs) are required to publish certain information to allow the public to hold them to account.

Section 11(1) and (2) of The Police Reform and Social Responsibility Act 2011 requires an elected local policing body to publish any information specified by the Secretary of State by order.

The Elected Local Policing Bodies (Specified Information) Order 2011 ('the Order') sets out the information that must be published. Guidance on the order is published on gov.uk - [Guidelines for PCCs on publishing information - GOV.UK \(www.gov.uk\)](#)

Specified  
Information  
Order

<https://www.bedfordshire.pcc.police.uk/specified-information-order/>

## Specified Information Order

The Elected Local Policing Bodies (Specified Information) (Amendment) Order 2021 ('the amending Order), which will come into force on 31 May 2021 provides that information relating to the force's performance against the Government's national priorities for policing.

### National priorities for policing

The national priorities for policing are specified in the Police and Crime Measures:

- reduce murder and other homicide;
- reduce serious violence;
- disrupt drugs supply and county lines;
- reduce neighbourhood crime;
- tackle cyber crime;
- and improve satisfaction among victims with a particular focus on victims of domestic abuse.

# Specified Information Order

National priorities for policing (this will be provided on a Quarterly Basis by the Force:

- **Reduce murder and other homicides**

Homicide levels have remained stable in this last quarter (Q4)– x3 recorded, compared to the previous full quarter (Q3). There has been an increase on this time last year (0).

- **Reduce serious violence**

Serious Violence levels (countywide) have seen a slight increase during Q4 compared with Q3, but this is due to increased levels in March (after decreases in both January and February). Countywide data shows there continues to be reduced levels since GRIP and VERU funding with the exception this time last year when the country/ county was in strict lockdown conditions. In recent months Central Beds is seeing an increase, which is due to the emergence of gangs within the area, but this is being combatted by extra dedicated intervention and diversion work and additional patrols. Of note the increase is in 'other violence' and not gun/knife related crime.

- **Disrupt drugs supply and county lines**

Although Op Costello enforcement as well as disrupting County Lines attracts dedicated responses and has seen some substantive outcomes through the courts, the actual volume/ data is inconsistent. Trafficking of drugs offences have peaked in Q4, with highs in Jan/Feb, although back to normal level for March. However, the solved rate for trafficking has increased in Q4 compared to Q3. That said, overall trafficking of drugs shows Beds below the MSG average on a rolling 12 months. As a smaller force, Beds does suffer disproportionately from County Lines, with 19x groups operating 55x lines and 4x exporting 11x lines.

- **Reduce neighbourhood crime**

Levels of residential burglary have seen a slight increase in Q4, but are still significantly down on previous years. 2021/22 saw 311 fewer victims of residential burglary than the previous year.

Levels of Robbery have increased slightly during Q4 and there were the same number of offences in 2021/22 as the previous year.

Updated Quarterly

# Specified Information Order

National priorities for policing (this will be provided on a Quarterly Basis by the Force:

- **Reduce neighbourhood crime continued..**

There have been fewer vehicle crime offences in Q4 compared with Q3.

Theft from a Person in Q4 has shown a slight increase than in Q3.

## **Victim Satisfaction (Domestic Abuse)**

That said in Q4 the CST attempted to contact 629 victims of crime, of which 25 completed surveys, all of whom were victims of DA, however this does allow a more detailed assessment of their comments in order to improve service, managed through existing DA partnership governance. In addition dedicated IDVA's provide a more bespoke service to victims of DA. There is also a process whereby the force identifies victims of DA, who report dissatisfaction/complaints.

Updated Quarterly

# Specified Information Order

National priorities for policing (this will be provided on a Quarterly Basis by the Force:

## Cyber Crime

DMIT	Jan-Mar 2022
Total devices examined	239
Crime Scenes attended	85
Cyber Dependant Investigations	2

Cyber Protect/Prevent	Jan-Mar 22
-	21
<u>Educational Presentations</u>	32
<u>Delegates</u>	802
-	
<u>Business Presentations</u>	16
<u>Delegates</u>	164
-	
<u>Action Fraud Victims</u>	793
<u>Email Contact</u>	733
<u>Telephone Calls</u>	50
<u>House Visits</u>	3

ICAIT	Jan-March 22
CHILDREN SAFEGUARDED	73
WARRANTS	27
ARRESTS	22
VOLUNTARY ATTENDANCE I/V'S	21
UCOL Referrals	10
OCAG Investigations	9

DFU	Jan-March 22
Digital Forensic Cases Opened.	110
Total Devices Examined	409
Backlog Cases	111
Backlog Devices	400



# Specified Information Order

## HMICFRS reporting

The amending Order requires PCCs to publish the most recent HMICFRS force-level report on the effectiveness, efficiency and legitimacy of the police force.

The Order requires that PCCs publish the PEEL report for their force on their website, within one calendar month of its publication by HMICFRS.

<https://www.bedfordshire.pcc.police.uk/hmic-reports/>

Outstanding	Good	Adequate	Requires improvement	Inadequate
Managing offenders	Preventing crime	Protecting vulnerable people	Investigating crime	
	Treatment of the public		Responding to the public	
	Developing a positive workplace			
	Good use of resources			

# Specified Information Order

## Complaints handling

The Order provides that PCCs must publish the most recent IOPC quarterly complaints data for their force and the IOPC annual statistics report, alongside a narrative setting out how the PCC is holding the chief officer to account, and the PCC's assessment of their own performance in carrying out their other complaints handling functions.

## Holding the chief officer to account

It is recommended that the narrative should include:

- How the force is measuring complainant satisfaction.
- Progress updates on implementing relevant recommendations made by the IOPC and/or HMICFRS in relation to complaints handling, or where recommendations were not accepted an explanation as to why.
- A summary of any mechanisms put in place to identify and act on themes or trends in complaints. • A summary of systems in place to monitor and improve performance in the timeliness of complaints handling.
- The number of written communications issued by the force under regulation 13 of the Police (Complaints and Misconduct) Regulations 2020 where an investigation has not been completed within a “relevant period”.
- Quality Assurance mechanisms in place to monitor and improve the quality of its responses to complaints.
- Details of the administrative arrangements the PCC has put in place to hold the chief constable to account for complaints handling e.g. frequency of meetings and a summary of discussions.

Specified  
Information  
Order

Complaints handling

<https://www.bedfordshire.pcc.police.uk/complaints-handling/>

<https://www.bedfordshire.pcc.police.uk/holding-force-to-account/>

## Priority One

Investment in community-based and community led policing for urban and rural areas.

The PCC has pledged to invest in community-based and community-led policing. The PCC wishes for his office to publish the monthly figures of officers within the community team.

Community Policing Numbers:

	Inspector		Sergeant		Constable		PCSO	
	Budget	Actual	Budget	Actual	Budget	Actual	Budget	Actual
Hubs	6	6	14	13	67	62	47	47
Hate Crime	0	0	1	1	5	4	0	0
Rural	0	0	1	1	4	4	1	1
Community Cohesion	0	0	1	1	2	2	3	3
Community Enforcement Team	0	0	1	1	9	7	0	0
Total	6	6	18	17	87	79	51	51

## Priority One

Investment in community-based and community led policing for urban and rural areas.

The PCC has pledged to invest in community-based and community-led policing. The PCC wishes for his office to publish the monthly figures of officers within the community team.

### Community Hubs

Hub	Sgts	PCs	PCSOs
North Rural	1/1	5/5	7/7
North Urban	2/3	11/13	6/6
Central North	2/2	8/8	8/7
Central South	3/3	17/17	8/7
Luton South, East and T/C	2/3	11/12	11/12
Luton North, West & Central	2/2	10/12	7/8
<b>Total</b>	<b>13/14</b>	<b>62/67</b>	<b>47/47</b>

## Priority One

Investment in  
community-  
based and  
community led  
policing for  
urban and rural  
areas.

The Special Constabulary is a force of warranted, uniformed volunteer police officers. A key strength is that these volunteer officers are warranted constables, with all the powers of a regular police officer. Special constables' integration in the local communities in which they live, work and serve is a further strength, helping to build links between policing and communities.

We currently have established Special Constables in the following areas.

- Community North 7
- Community North Central 10
- Community Luton 3
- Community South Central 11
- CET 7

The Special Constabulary has 108 officers, 1855 hours worked in April.

## Priority Two

# Recruitment and retention of police officers

### Recruitment and Retention Numbers:

Police and Crime Commissioners have statutory responsibilities for delivering an efficient and effective police service. Our efficiency and effectiveness improves when the right level of resources are available and maximised.

The PCC wishes for his office to publish the monthly figures of the recruitment of officers.

BEDFORDSHIRE	CONS	SGT	INSP	C/INSP	SUPT	C/SUPT	ACPO	TOTAL
Home Force	933.4	130.0	48.3	19.0	8.0	4.0	2.0	1144.7
Collaborated Share	119.7	46.0	13.0	0.0	1.0	2.0	1.0	182.7
ERSOU/CTP share	49.8	7.0	6.0	1.0	0.0	0.0	0.0	63.8
<b>TOTAL STRENGTH</b>	<b>1103.0</b>	<b>183.0</b>	<b>67.3</b>	<b>20.0</b>	<b>9.0</b>	<b>6.0</b>	<b>3.0</b>	<b>1391.2</b>
<b>Budgeted Establishment</b>	<b>1048.1</b>	<b>196.6</b>	<b>65.5</b>	<b>22.3</b>	<b>9.9</b>	<b>5.1</b>	<b>3.5</b>	<b>1351.0</b>
<i>Variance to Actual</i>	<i>54.8</i>	<i>-13.6</i>	<i>1.8</i>	<i>-2.3</i>	<i>-0.9</i>	<i>0.9</i>	<i>-0.5</i>	<i>40.2</i>

Career Break	External Secondment	FULL FORCE STRENGTH
4.6	5.0	1400.8

## BEDFORDSHIRE - Police Officers (Home Force, Collaborated Share & Regional Share)

Date: 30/04/2022

Please note: data based on information recorded on i-Manage which may differ to data on Oleeo

Note: based on self definition on the HR system (individuals can change their classification at any time and any number of times)

Protected Characteristic data shown based on the point they started/left the organisation

RECRUITMENT (*New Recruits & Police Now) excludes Transfers In and Re-joiners												
2022 - 2023 YTD												Year
Apr-22	May-22	Jun-22	Jul-22	Aug-22	Sep-22	Oct-22	Nov-22	Dec-22	Jan-23	Feb-23	Mar-23	
New Recruits Only*	14	7										21
BAME	1	2										3
%	7.1%	28.6%										14.3%
Female	5	4										9
%	35.7%	57.1%										42.9%

Comparator	New Recruits*	Force Profile (All Officers)	County Population (Census 2011)**	County Population Profile (ONS 2019)	National Av. (All 43 Forces)	Indicator shows comparison of New Recruits diversity to overall Force, Local Population & All other forces
BAME	14.3%	9.9%	22.5%	30.0%	7.6%	
Female	42.9%	38.0%	50.2%	50.2%	32.3%	

\*\*The Home Office are using the 2011 Census data to measure in their Uplift Performance Reports - the ONS 2019 data shown reflects more updated data.

ALL Leavers (organisational leavers)												
2022 - 2023 YTD												Year
Apr-22	May-22	Jun-22	Jul-22	Aug-22	Sep-22	Oct-22	Nov-22	Dec-22	Jan-23	Feb-23	Mar-23	
Total Leavers	13											13
BAME	0											0
%	0.0%											0.0%
Female	0											0
%	0.0%											0.0%

Comparator	ALL Leavers	Force Profile (All Officers)	County Population (Census 2011)**	County Population Profile (ONS 2019)	National Av. (All 43 Forces)	Indicator shows comparison of New Recruits diversity to overall Force, Local Population & All other forces
BAME	0.0%	9.9%	22.5%	30.0%	7.6%	
Female	0.0%	38.0%	50.2%	50.2%	32.3%	

\*\*The Home Office are using the 2011 Census data to measure in their Uplift Performance Reports - the ONS 2019 data shown reflects more updated data.



## Officers, Staff and PCSOs

Position Category	Leaving Reason	Total Leavers Headcount	Leavers BAME Headcount	Leavers Female Headcount	Leavers Under 24 Headcount	Leavers 45+ Headcount	Leavers Disabled Headcount
Officer	Resignation	9	1 (11.11%)	3 (33.33%)	2 (22.22%)	(%)	1 (11.11%)
	Retirement	7	(%)	2 (28.57%)	(%)	7 (100%)	2 (28.57%)
Staff	End of Contract	1	1 (100%)	1 (100%)	(%)	(%)	(%)
	Redundancy	1	(%)	1 (100%)	(%)	1 (100%)	(%)
	Resignation	10	(%)	5 (50%)	2 (20%)	2 (20%)	2 (20%)
	Retirement	4	(%)	1 (25%)	(%)	4 (100%)	2 (50%)
PCSO	Resignation	1	(%)	1 (100%)	1 (100%)	(%)	(%)
	Sum:	33					

# Priority Two

## Recruitment and retention of police officers

### Recruitment and Retention Numbers:

The PCC has made an Equality Commitment and will work with representing bodies that support diverse groups within the Force to ensure we pick up on the earliest signs of discrimination and exclusionary practices which impact on disproportional outcomes in areas such as recruitment, promotions, career progression, disciplinaries and dismissals. The aim will be to address any identified disproportionality of outcomes for all of our staff.

The PCC wishes for his office to publish the monthly figures of the diversity of officers.

Position Category	Total Headcount	BAME Headcount	Female Headcount	Under 26 Headcount	Over 55 Headcount	Disabled Headcount
Officer	1392	137 (9.84%)	531 (38.15%)	241 (17.31%)	17 (1.22%)	270 (19.4%)
Staff	1131	69 (6.1%)	720 (63.66%)	97 (8.58%)	250 (22.1%)	173 (15.3%)
PCSO	54	11 (20.37%)	27 (50%)	17 (31.48%)	3 (5.56%)	4 (7.41%)
Special	109	15 (13.76%)	26 (23.85%)	19 (17.43%)	9 (8.26%)	6 (5.5%)
Sum:	2686	232 (8.64%)	1,304 (48.55%)	374 (13.92%)	279 (10.39%)	453 (16.87%)

# Priority Three

## Tackling the causes of crime and breaking the cycle of re-offending

The PCC wants young people to have a direct say in how we utilise resources to support them in making safe spaces across Bedfordshire. This work will link with the delivery of the Violence and Exploitation Reduction Unit that the PCC will continue to perform the governance and oversight role for.



### Bedfordshire VERU YIS Referrals Report May 2022 Update

(Based on YIS Referrals Data from February 2020 to April 2022)

Official Sensitive

The following is a summary of the current case load (open referrals) the VERU's Youth Intervention Specialist (YIS) team are working with. The referrals include individuals (and parents of individuals) who have been experienced Child Criminal Exploitation (CCE) and Child Sexual Exploitation (CSE) - this can include trafficking & misuse of drugs, county lines, gang association, sexual violence and missing episodes.

#### Overview

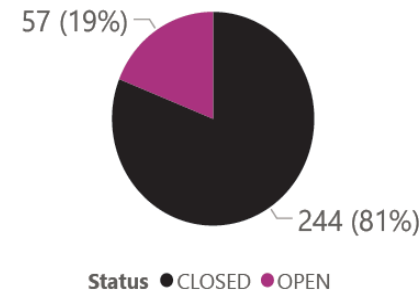
Total no. of referrals

301

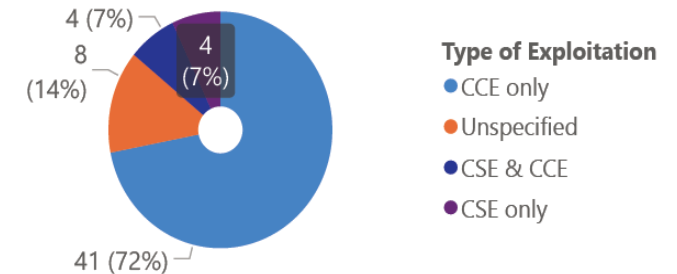
No. of open referrals

57

Total referrals by status



Open referrals by exploitation type



## Count of all referrals in recent six months by selected features

### By gender

Referral Month	F/M	Female	Male	Total
Apr 2022		2	7	9
Mar 2022	1	6	7	14
Feb 2022		3	2	5
Jan 2022		2	8	10
Dec 2021		1	4	5
Nov 2021			13	13
Total	1	14	41	56

### By local authority of YP

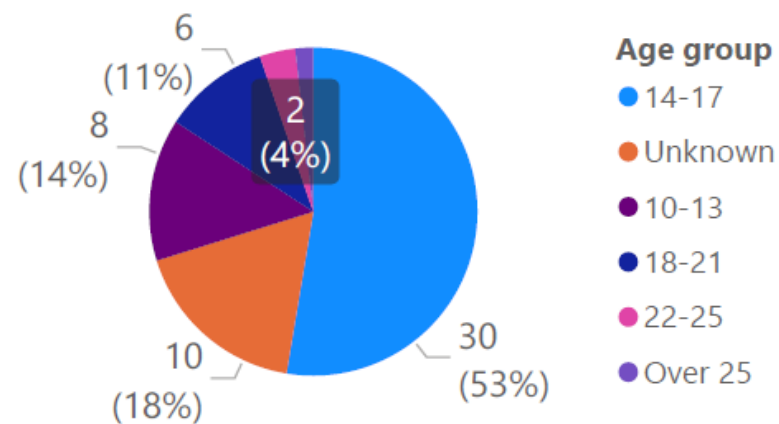
Referral Month	Bedford	Central Beds	Luton	MK	Total
Apr 2022	2	3	4		9
Mar 2022	2	3	8	1	14
Feb 2022		3	2		5
Jan 2022		9	1		10
Dec 2021		1	3	1	5
Nov 2021	2	8	3		13
Total	6	27	21	2	56

### By age group

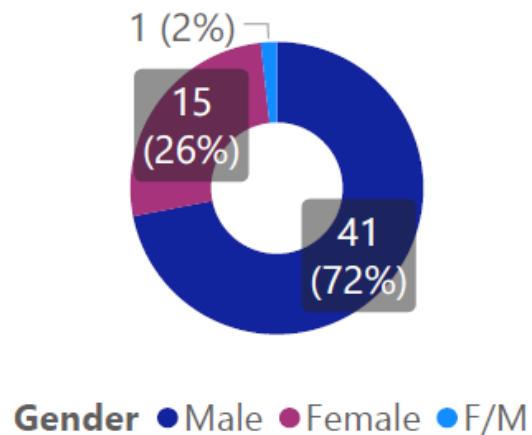
Referral Month	10-13	14-17	18-21	22-25	Over 25	Unkn own	Total
Apr 2022	2	5	1	1			9
Mar 2022	1	3	1			9	14
Feb 2022		4			1		5
Jan 2022	2	6				2	10
Dec 2021	1	1	1			2	5
Nov 2021	3	10					13
Total	9	29	3	1	1	13	56

## Demographic Characteristics of all Open Referrals

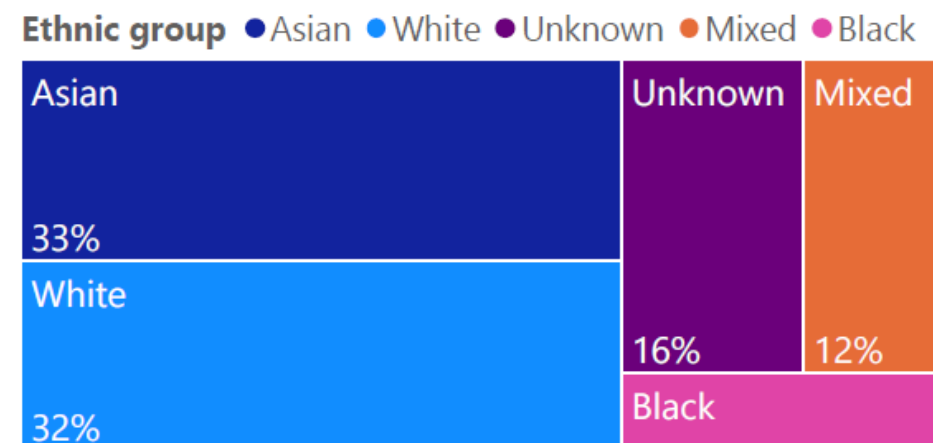
Open referrals by age group



Open referrals by gender



Open referrals by ethnic group



## Referral Sources

Referrals have come from various agencies across the county. The pie chart shows a breakdown of open cases by local authority area of the young person or parent. Referrals have come from:

- BOSON/Bedfordshire Police
- MAGPAN (Multi Agency Gang Panel)
- Children Services across all local authorities
- Safeguarding teams across the county
- Serious Youth Violence Panel
- CAMHS (Child and Adolescent Mental Health Services)
- Housing Associations
- Schools
- Early Help

## Schools

**47%**

Of the open referrals attend a school or college within Bedfordshire

**21%**

Of the open referrals are unspecified, unknown or education is not applicable to the referral

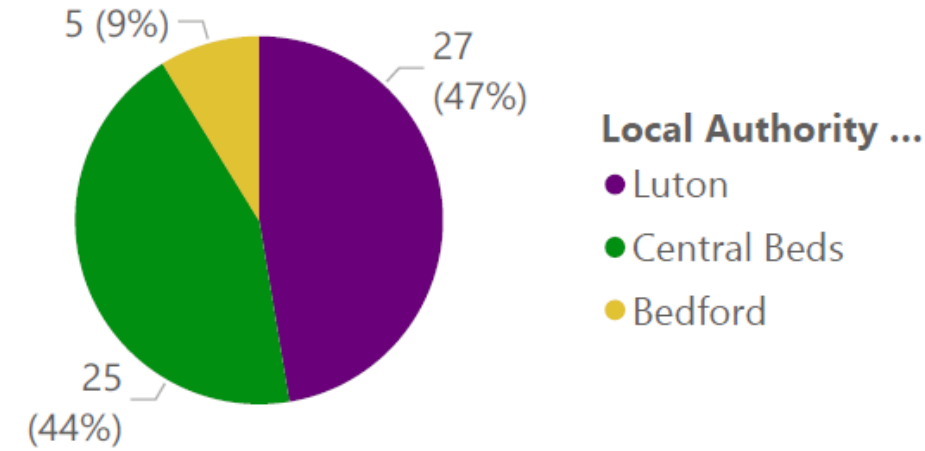
**9%**

Of the open referrals attend an alternative provision including evolve learning

**16%**

Of the open referrals are not in education, employment or training (NEET)

## Open referrals by local authority of YP



## Priority Four

Placing residents and victims at centre of policing priorities.

Bedfordshire Victim Care Services (BVCS) offers free and confidential support to anyone affected by crime whether it has been reported to the police or not.

BVCS has been commissioned and funded by the Police & Crime Commissioner for Bedfordshire, to help and support victims of crime to cope and recover from their experience and ensure they receive their entitlements under the Code of Practice for Victims of Crime. <https://www.bedfordshirevcs.com/>

Referrals	Dec 2021	Jan 2022	Feb 2022	March 2022
Force Referrals	539	546	453	598
BVCS proactive referrals	123	166	670	524
Agency referrals (include details of referring agency) into service	19	38	10	22
Self- Referrals	17	11	19	15
<b>Total Number of Referrals</b>	<b>698</b>	<b>761</b>	<b>1152</b>	<b>1183</b>

Referrals	Apr-22
Force Referrals	554
BVCS proactive referrals (from Athena where consent is yes and Force has not completed referral process correctly)	462
Agency referrals (include details of referring agency) into service	20
Self- Referrals	22
<b>Total Number of Referrals</b>	<b>1058</b>

## Priority Four

Placing  
residents and  
victims at  
centre of  
policing  
priorities.

The PCC has requested information from the Force on a monthly basis surrounding Victim Satisfaction and how the Force deals with this and monitors this.

The force is developing its IT solution to automated victim satisfaction surveys and this is progressing well against the project plan. In the meantime, the force has limited capacity to complete such surveys, however can report:

### Victim Satisfaction

- We are now in the pilot phase of the automated surveys (Burglary Res./ Vehicle Crime)
- 19x surveys completed – 15x satisfied, 4x not satisfied
- 19x DA phone surveys completed – 18x positive experience

### Dissatisfaction

- 38x reports (+5, but average over 12m)
- (23x delivery of duties and service)
  - 21x live
  - 11x referred for further review
  - 6x closed
- Of the 38 – 14x victims of crime ( of the 14 - 4x victims of DA)

## Priority Five

### Multi-agency approach to community safety and crime reduction

Partnership delivery of community engagement and action

The PCC and his office attends many different partnership meetings and events:

<https://www.bedfordshire.pcc.police.uk/events/>



## Priority Six

# Transparency and Open Communication

The PCC has also requested for additional information to aid transparency of the Force and they fall under different headings in line with the pledge of being Transparent.

The PCC has pledged to invest to improve performance and wellbeing of staff in our Force Control Room

### Force - Response times - 101 and 999 calls

The Force has provided the following information:

- Decrease in both 101 and 999 calls
- Improved service level across both
- More 999 calls answered in under 10secs
- Less waiting time for 101 calls
- Increase in webchat
- Slight increase in call time (assessment and dispatch)
- Improvement in Response times
- Average response time best since Oct 2021

## Priority Six

# Transparency and Open Communication

The PCC has also requested for additional information to aid transparency of the Force and they fall under different headings in line with the pledge of being Transparent.

The PCC pledged that he would ensure that appropriate services are in place for victims within the power of the OPCC.

### Clare's Law

The Domestic Violence Disclosure Scheme (DVDS), also known as "Clare's Law" enables the police to disclose information to a victim or potential victim of domestic abuse about their partner's or ex-partner's previous abusive or violent offending.

Clare's Law - number of requests and average length of time to respond to requests:

Right to know – 5

Right to Ask – 20

8 Still under review

16 Non disclosures

1 Disclosure

6 RTA disclosures completed in April (3 outside time scales)

2 RTK disclosures completed (1 outside time scales)

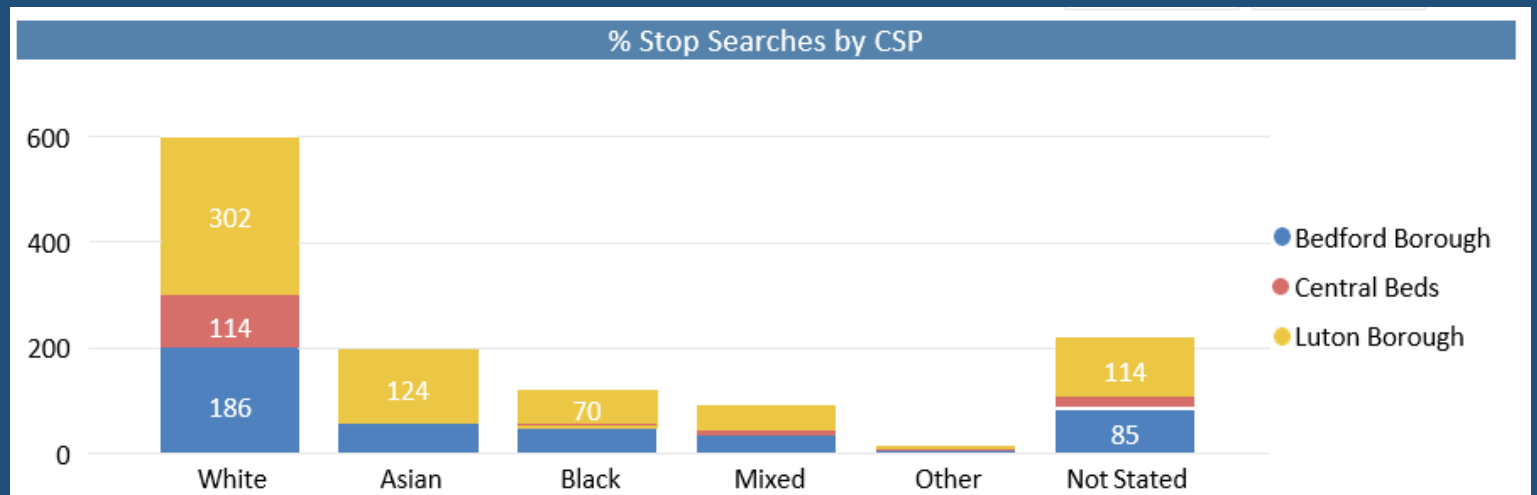
## Priority Six

# Transparency and Open Communication

The PCC has also requested for additional information to aid transparency of the Force and they fall under different headings in line with the pledge of being Transparent.

Stop and Search Data (Q4) - 01.01.2022-31.03.2022

Stop and search | Police.uk ([www.police.uk](http://www.police.uk))

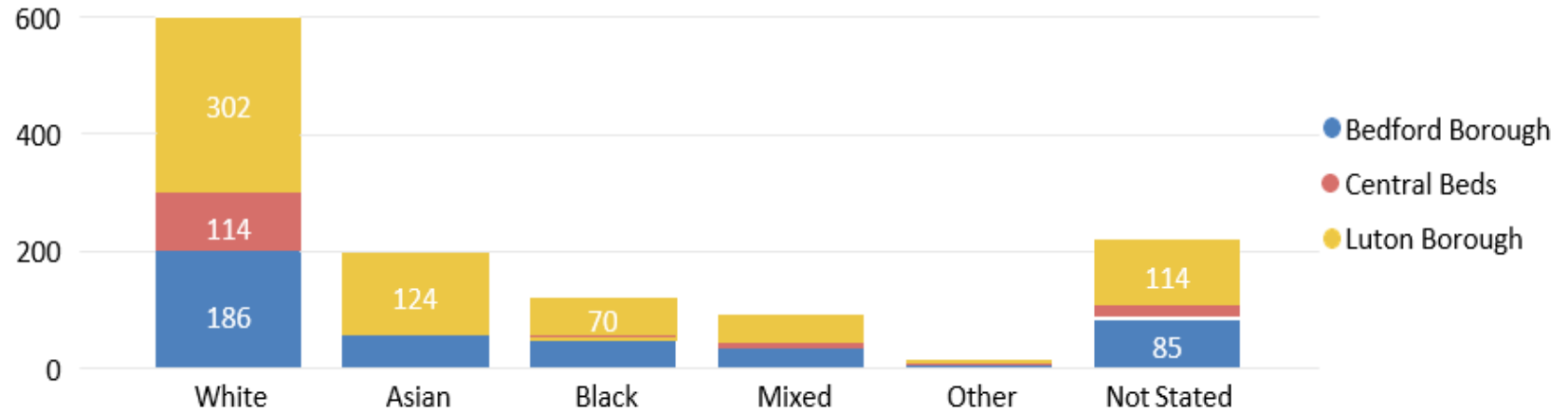


Updated quarterly

### Stops per 1000 Population - Bedfordshire

Ethnic Group	Stops	Population	per 1000 population	Ratio
White	614	516,995	1.19	1.0
Asian	185	90,784	2.04	1.7
Black	120	31,702	3.79	3.2
Mixed	91	19,831	4.59	3.9
Other	14	5,289	2.65	2.2
Not Stated	219			
<b>Total</b>	<b>1243</b>	<b>664,601</b>	<b>1.87</b>	<b>1.6</b>

### % Stop Searches by CSP



### Stops per 1000 Population - Luton

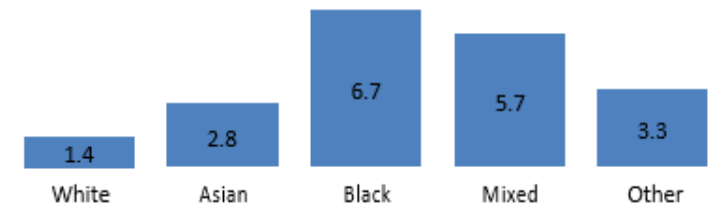
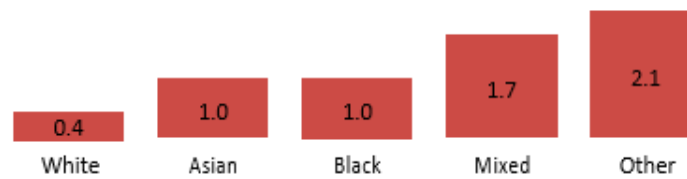
Ethnic Group	Stops	Population	per 1000 population	Ratio
Mixed	47	8,748	5.37	2.1
Black	70	21,032	3.33	1.3
White	302	117,342	2.57	1.0
Other	8	3,148	2.54	1.0
Asian	124	64,389	1.93	0.7
Not Stated	114			
<b>Total</b>	<b>665</b>	<b>214,659</b>	<b>3.10</b>	<b>1.2</b>

### Stops per 1000 Population - Central

Ethnic Group	Stops	Population	per 1000 population	Ratio
White	114	262,792	0.43	1.0
Asian	7	7,048	0.99	2.3
Black	4	3,978	1.01	2.3
Mixed	9	5,272	1.71	3.9
Other	2	940	2.13	4.9
Not Stated	19			
<b>Total</b>	<b>155</b>	<b>280,030</b>	<b>0.55</b>	<b>1.3</b>

### Stops per 1000 Population - Bedford

Ethnic Group	Stops	Population	per 1000 population	Ratio
White	186	136,861	1.36	1.0
Asian	54	19,348	2.79	2.1
Black	45	6,692	6.72	4.9
Mixed	33	5,811	5.68	4.2
Other	4	1,201	3.33	2.5
Not Stated	85			
<b>Total</b>	<b>407</b>	<b>169,913</b>	<b>2.40</b>	<b>1.8</b>

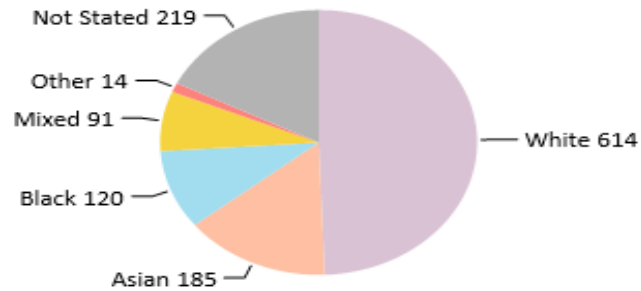


### Stops per 1000 Population - Bedfordshire

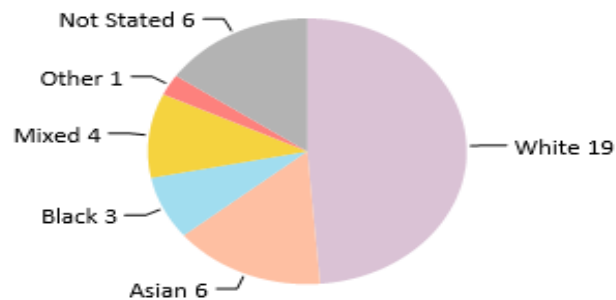
Ethnic Group	Stops	Population	per 1000 population	Ratio
White	614	516,995	1.19	1.0
Not Stated	219			
Asian	185	90,784	2.04	1.7
Black	120	31,702	3.79	3.2
Mixed	91	19,831	4.59	3.9
Other	14	5,289	2.65	2.2
<b>Total</b>	<b>1243</b>	<b>664,601</b>	<b>1.87</b>	<b>1.6</b>

< >

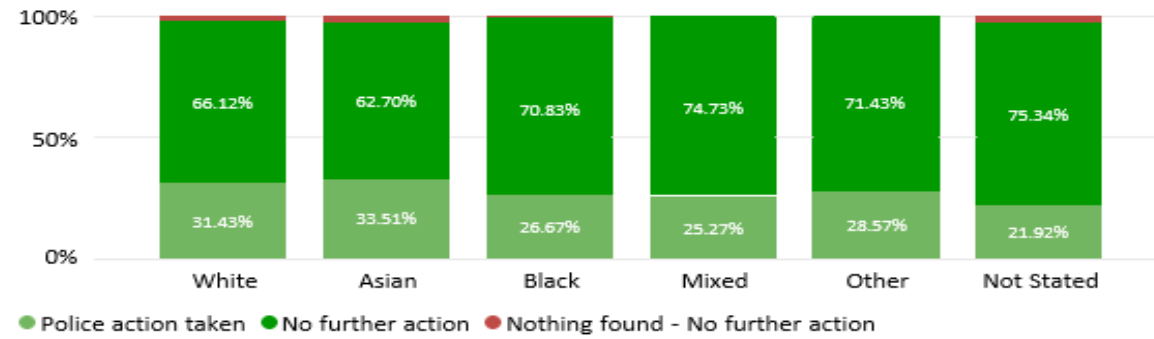
### By Ethnic Group



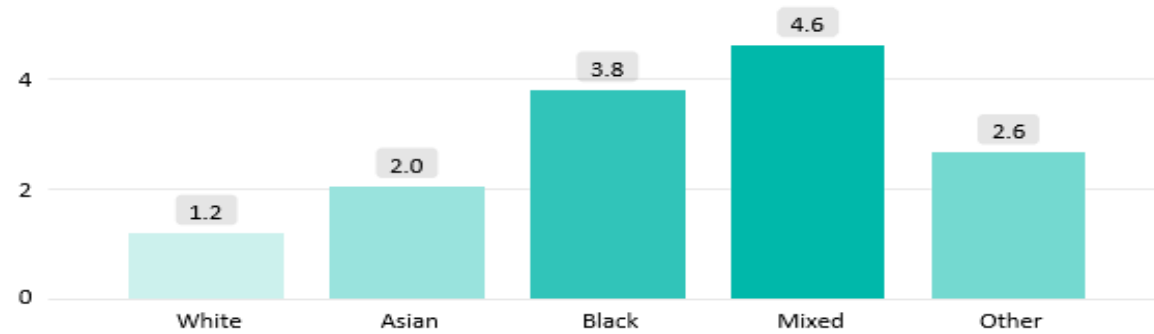
### By Ethnic Group - Weapon Found



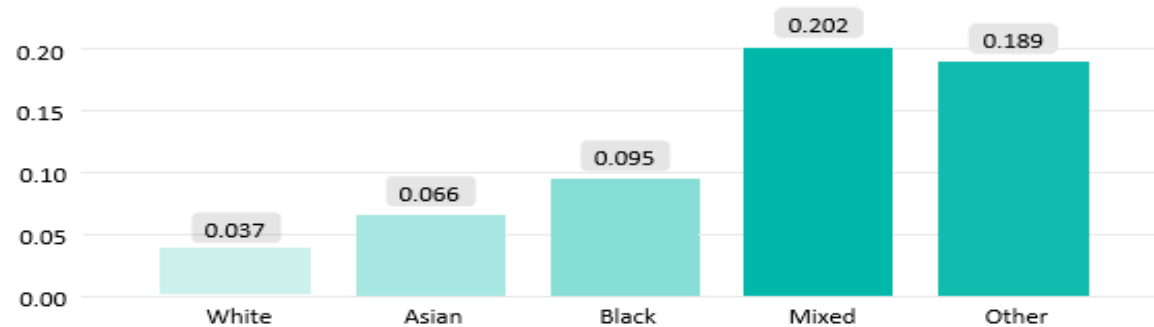
### Outcomes



### Stops per 1000 Population



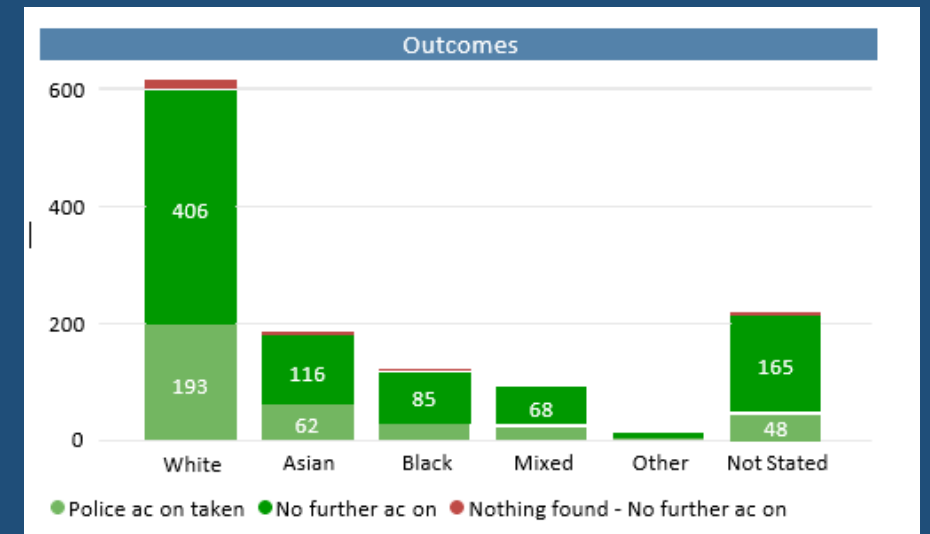
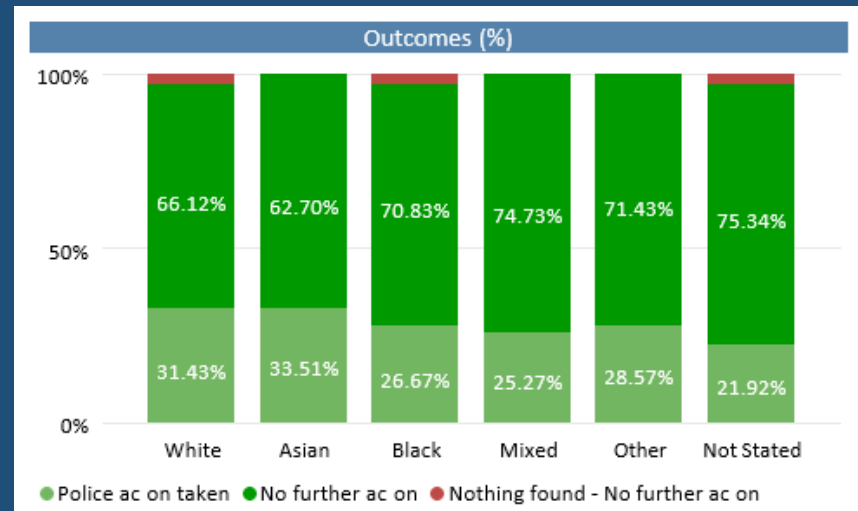
### Stops per 1000 Population - Weapons Found



# Priority Six

## Transparency and Open Communication

### Stop and Search Data (Q4)



Updated quarterly

## Priority Seven

### National Contributions

The PCC is fully engaged with his National Contributions and releases press releases in line with this:

<https://www.bedfordshire.pcc.police.uk/news/>