

Report Title	Information for Strategic Board and website
Author	Force Exec – Reviewed by OPCC and amended
Signed off by which OPCC Executive Member	Chief Executive

Specified Information Order

Within the below chart if the frequency has been stated as Quarterly this means that information should be submitted Quarterly and the months for submission are September/December/March/June.

If the frequency states Monthly this means that information should be submitted monthly (3rd week of each month) - in line with Strategic Board papers – 7 days before the Strategic Board.

Information Requested	Owner	Frequency of Data/Information	Original request	Agreed position
-----------------------	-------	-------------------------------	------------------	-----------------

<p>Force - Specified Information Order - National Priorities for Policing – A statement on how their force is performing in relation to key national priorities for policing (the new National Police Outcomes Framework); These measures fall under the following headings:</p> <ul style="list-style-type: none"> - Reduce murder and other homicides <ul style="list-style-type: none"> - Reduce serious violence - Disrupt drugs supply and county lines <ul style="list-style-type: none"> - Reduce neighbourhood crime - Tackle cyber crime - Improve satisfaction among victims – with a particular focus on victims of domestic abuse 	<p>Force Exec</p>	<p>Quarterly</p>	<p>Infographic and descriptions and stats including full data and percentages.</p>	<p>A written statement</p> <p>Reduce murder and other homicides</p> <p>There were four homicides in Beds in the year April 2020-March 2021 (no change from the year before). Beds also has the lowest rate (per million population) across BC and H.</p> <p>However, 2021/22 data will show 5x recorded Homicide YTD. That said, only 2x are confirmed murders. 2x unexplained deaths and so, recorded as such until determined either way and the other a cold case (1997) now recorded on Athena.</p> <p>Homicide reduction focuses on SV and DA and forms part of existing reduction plans in those respective areas.</p> <p>Reduce serious violence</p> <p>The force has seen month on month (YTD) reductions in SV, with county wide figures below both last year and that before the pandemic. These reductions are across both gun crime and knife crime and although 'other violence' is up on last year, it is below pre-pandemic levels. The reductions have been seen across both Bedford and Luton, however there has been an increase (most</p>
---	-----------------------	------------------	--	---

			<p>notably) in other violence across Central Beds. The force will be utilising the uplift in 'Grip' funding to adopt a similar dedicated 'Sparkler' response to Central Beds that has reaped rewards across Bedford and Luton. The continued excellent work of the VERU focuses on intervention and diversion, with high levels of referrals made during the month of June. A bespoke BAVEX campaign has raised awareness amongst children, parents and those who work with young people.</p> <p>Disrupt drugs supply and county lines</p> <p>Bedfordshire currently have 38 live OCG's and 6 priority individuals (44). Drug supply is the highest primary SOC driver across the organised crime groups mapped with 34 (74%) OCG's primary criminality being Drug supply. Bedfordshire currently have 30 County Lines mapped all of which are MoRile scored. 23 CL are importing lines (managed in CIB) with 7 exporting lines. Since January 2021 dedicated teams have led on 35 CL enforcements, yielding 31 people arrested, 13 persons charged with supply or conspiracy to supply approximately £70K value of class A drugs have been seized. The second County Lines intensification week starts on the 11th October with activity planned for every day that week. The force has taken advantage of, applied for and been granted £55K of NCLCC surge funding this year.</p>
--	--	--	--

			<p>Op Costello is Bedfordshire's response to NCA activity against encro-phones. We have identified a number of OCG's operating within Bedfordshire with primary criminality of Class A supply, the current performance data from that operation is as follows:</p> <p>Total warrants; 105</p> <p>Total arrested; 54</p> <p>Total charged; 29</p> <p>Op Detroit has seen the first full turnaround of activity reach conclusion, whereby 4x members of an OCG have been sentenced to over 50yrs.</p> <p>The disruptions recorded by the Region show Bedfordshire record the broadest spread of disruptions across our OCG's within the 7 forces.</p> <p>The recently commissioned Cannabis factory profile linking to street violence has been adopted and is used to help understand this threat across the region.</p> <p>Reduce neighbourhood crime</p> <p>Bedfordshire has seen month on month and YTD reductions in Burglary (residential), Personal Robbery and Theft from MV.</p>
--	--	--	---

			<p>There has been an increase in Theft of MV and Theft from a Person YTD, these can be expected in line with the change in pandemic conditions. These will continue to be monitored and managed through existing force governance structures.</p> <p>Tackle cyber crime</p> <p>Bedfordshire has a dedicated and well resourced Cyber Hub to tackle Cyber Crime and raise awareness. YTD the key points :</p> <ul style="list-style-type: none"> • Increases in online child sex offences. The NCA reported recently that there was in excess of 300,000 individuals in the U.K that posed a sexual threat to children. To counter this, Bedfordshire Police have doubled the size of the Internet Child Abuse Investigation Team (ICAIT) over the last three years, and embedded them within the Cyber Hub, to ensure efficiency and the maximisation of communication between the investigation team and digital device examiners. • The Digital Forensics Unit (DFU) and Digital Media Investigators (DMI's) based within Cyber Crime have seen significant funding support from the force and Home Office in the last three years, enabling them to design infrastructure and process change, which are innovative and capable to meeting the demands of evolving
--	--	--	---

				<p>technologies. Bedfordshire Police has led the field nationally, introducing a digital crime scene capability, first seen in 2018 with the introduction of the Cyber Triage Van.</p> <ul style="list-style-type: none"> • This is staffed by DMI's and enabling staff to provide fast time digital solutions to the changing landscape of crime scene investigation. The team have also doubled in size in the last four years, and will by the end of 2021 have four Cyber Triage Van's, giving them the capability of deploying simultaneously to four different scenes. • The Cyber Protect & Prevent function is a fairly new introduction to Bedfordshire's Cyber Team. Their mission to work with educational partners providing up to date information about the dangers encountered by children, youth and adults on the clear and deep web. They will work with commercial partners to ensure that we recognise talent and opportunities to divert young people away from offending on the internet. They also provide a vital mechanism to inform and protect vulnerable victim of Cyber Crime.
--	--	--	--	---

Force - Specified Information Order – Victim Satisfaction	Steve Ashdown	Monthly	Results per month	<p>Victim satisfaction have not been completed for July and August from the Force.</p> <p>September</p> <p>26 reports of dissatisfaction in August of 26 – 4 were DA all of which have been reviewed ind. 3 referred to PSD the remaining closed at source or still open subject to officer updates.</p>
Force - Specified Information Order - Police Data Trends and complaints	PSD	Quarterly	Infographic and descriptions and stats including full data and percentages.	<p>September – No information passed to OPCC form Force, PSD are currently working on getting data.</p>
Force - Response times - 101 and 999 calls	Hazel Rawdon-Smith	Monthly	Infographic and descriptions and stats including full data and percentages.	<p>September –</p> <p>Awaiting NPCC guidance before making publicly available, due to the nature of the three month delay in this data.</p>

<p>OPCC - Specified Information Order - Police and Crime Plan</p>	<p>Clare Kelly - CEO OPCC</p>		<p>Full Plan - Launch - to be added to August Strategic Board Agenda for representation.</p>	<p>To view the final Police and Crime Plan – please click on the following link: https://www.bedfordshire.pcc.police.uk/police-crime-plan/</p>
<p>OPCC - Specified Information Order - Milestone Plan</p>	<p>Clare Kelly - CEO OPCC</p>	<p>Quarterly</p>	<p>Milestone Plan report to Panel - ensure this report is published on our website.</p>	<p>September https://www.bedfordshire.pcc.police.uk/milestone-plan/</p>

<p>OPCC - Specified Information Order - Minutes of Meetings</p>	<p>Katie Beaumont - TM</p>	<p>When agreed</p>	<p>Meeting minutes will be published - once they have been agreed at the board. This varies with monthly and quarterly minutes - however the monthly website audit will highlight this.</p>	<p>To view minutes, please click on the following link: https://www.bedfordshire.pcc.police.uk/meetings/</p>
<p>OPCC - Specified Information Order - Expenses</p>	<p>Katie Beaumont - TM</p>	<p>Quarterly</p>	<p>standard template updated on Website</p>	<p>To view expenses, please click on the following link: https://www.bedfordshire.pcc.police.uk/expenses/</p> <p>Festus Akinbusoye – 13 May 2021 – YTD – No expenses claimed.</p> <p>Clare Kelly – 01 April 2021 – YTD – No expenses claimed.</p>

OPCC - Specified Information Order - Team updates	Katie Beaumont - TM	Quarterly	This will be completed when the website audit takes place by Transparency or when there are changes within the structure.	To view the OPCC structure, please click on the following link: https://www.bedfordshire.pcc.police.uk/meet-the-team/
OPCC - Specified Information Order - Finance information	Katie Beaumont - TM	Quarterly	Finance – will forward all published information to OPCC for upload.	To view OPCC Finance information, please click on the following links: https://www.bedfordshire.pcc.police.uk/financial-information/ https://www.bedfordshire.pcc.police.uk/annual-accounts/
OPCC - Specified Information Order - Premises or Land owned - leased.	Katie Beaumont - TM	Quarterly	Estates will be contacted on a quarterly basis for review and any updates.	To view the Premises or Land owned list, please click on the following link: https://www.bedfordshire.pcc.police.uk/lists-registers/
OPCC - Specified Information Order - Policies	Katie Beaumont - TM	Annually	Policies on Website.	To view policies, please click on the following link: https://www.bedfordshire.pcc.police.uk/policies-procedures/

<p>OPCC - Specified Information Order - Complaints Data OPCC</p>	<p>Katie Beaumont - TM</p>	<p>Quarterly</p>	<p>Link with IOPC website</p>	<p>https://www.bedfordshire.pcc.police.uk/complaints-handling/</p>
<p>OPCC - Specified Information Order - Decisions</p>	<p>Katie Beaumont - TM</p>	<p>Quarterly</p>	<p>However will try and add as soon as a Decision has been signed off.</p>	<p>To review decisions made by the OPCC, please click on the following link: https://www.bedfordshire.pcc.police.uk/decisions/</p>

*Areas which are grey are for OPCC action and not Force Exec.

Areas the OPCC has requested further to the Specified Information Order

Discussions were had on the 27th September – Force Exec stated that the quarterly data will not be ready until October due to the quarter ending on 30th September.

Information Requested	Owner	Frequency of Data/Information	What is required			Agreed position
Force Data - Retention Figures - including protected characteristics data	Strategic board item 11.5. Appendix 1					
	<u>Leavers Headcount in August 2021</u>					
	Position Category	Total Leavers Headcount	Leavers BAME Headcount	Leavers Female Headcount	Leavers Under 24 Headcount	Leavers 45+ Headcount
	Officer	15	2 (13.33%)	6 (40%)	1 (6.67%)	9 (60%)
	Staff	10	1 (10%)	6 (60%)	2 (20%)	4 (40%)
	PCSO	1	(%)	(%)	1 (100%)	(%)
	Special	1	(%)	(%)	(%)	1 (100%)
	Sum:	27	3 (11.11%)	12 (44.44%)	4 (14.81%)	14 (51.85%)
	Position Category	Total Leavers Headcount	Leavers BAME Headcount	Leavers Female Headcount	Leavers Under 24 Headcount	Leavers 45+ Headcount
	Officer	15	2 (13.33%)	6 (40%)	1 (6.67%)	9 (60%)
Staff	10	1 (10%)	6 (60%)	2 (20%)	4 (40%)	
PCSO	1	(%)	(%)	1 (100%)	(%)	
Special	1	(%)	(%)	(%)	1 (100%)	
Sum:	27	3 (11.11%)	12 (44.44%)	4 (14.81%)	14 (51.85%)	

<p>Force Data - Retention Figures - including protected characteristics data</p>	<p><u>Officers, Staff and PCSOs</u></p> <table border="1"> <thead> <tr> <th>Leaving Reason</th> <th>Total Leavers Headcount</th> <th>Leavers BAME Headcount</th> <th>Leavers Female Headcount</th> <th>Leavers Under 24 Headcount</th> <th>Leavers 45+ Headcount</th> <th>Leavers Disabled Headcount</th> </tr> </thead> <tbody> <tr> <td>Resignation</td> <td>16</td> <td>2 (12.5%)</td> <td>8 (50%)</td> <td>4 (25%)</td> <td>5 (31.25%)</td> <td>2 (12.5%)</td> </tr> <tr> <td>Retirement</td> <td>7</td> <td>(%)</td> <td>3 (42.86%)</td> <td>(%)</td> <td>7 (100%)</td> <td>2 (28.57%)</td> </tr> <tr> <td>Retirement - Ill Health</td> <td>1</td> <td>(%)</td> <td>(%)</td> <td>(%)</td> <td>1 (100%)</td> <td>(%)</td> </tr> <tr> <td>Transfer - Out of Force</td> <td>2</td> <td>1 (50%)</td> <td>1 (50%)</td> <td>(%)</td> <td>(%)</td> <td>(%)</td> </tr> <tr> <td>Sum:</td> <td>26</td> <td></td> <td></td> <td></td> <td></td> <td></td> </tr> </tbody> </table>	Leaving Reason	Total Leavers Headcount	Leavers BAME Headcount	Leavers Female Headcount	Leavers Under 24 Headcount	Leavers 45+ Headcount	Leavers Disabled Headcount	Resignation	16	2 (12.5%)	8 (50%)	4 (25%)	5 (31.25%)	2 (12.5%)	Retirement	7	(%)	3 (42.86%)	(%)	7 (100%)	2 (28.57%)	Retirement - Ill Health	1	(%)	(%)	(%)	1 (100%)	(%)	Transfer - Out of Force	2	1 (50%)	1 (50%)	(%)	(%)	(%)	Sum:	26					
Leaving Reason	Total Leavers Headcount	Leavers BAME Headcount	Leavers Female Headcount	Leavers Under 24 Headcount	Leavers 45+ Headcount	Leavers Disabled Headcount																																					
Resignation	16	2 (12.5%)	8 (50%)	4 (25%)	5 (31.25%)	2 (12.5%)																																					
Retirement	7	(%)	3 (42.86%)	(%)	7 (100%)	2 (28.57%)																																					
Retirement - Ill Health	1	(%)	(%)	(%)	1 (100%)	(%)																																					
Transfer - Out of Force	2	1 (50%)	1 (50%)	(%)	(%)	(%)																																					
Sum:	26																																										
<p>Force Data - Retention Figures - including protected characteristics data</p>	<p><u>Specials</u></p> <table border="1"> <thead> <tr> <th>Specials - Leaving Reason</th> <th>Total Leavers Headcount</th> <th>Leavers BAME Headcount</th> <th>Leavers Female Headcount</th> <th>Leavers Under 24 Headcount</th> <th>Leavers 45+ Headcount</th> <th>Leavers Disabled Headcount</th> </tr> </thead> <tbody> <tr> <td>Joining the Regulars</td> <td>1</td> <td>(%)</td> <td>(%)</td> <td>(%)</td> <td>1 (100%)</td> <td>(%)</td> </tr> <tr> <td>Sum:</td> <td>1</td> <td></td> <td></td> <td></td> <td></td> <td></td> </tr> </tbody> </table>	Specials - Leaving Reason	Total Leavers Headcount	Leavers BAME Headcount	Leavers Female Headcount	Leavers Under 24 Headcount	Leavers 45+ Headcount	Leavers Disabled Headcount	Joining the Regulars	1	(%)	(%)	(%)	1 (100%)	(%)	Sum:	1																										
Specials - Leaving Reason	Total Leavers Headcount	Leavers BAME Headcount	Leavers Female Headcount	Leavers Under 24 Headcount	Leavers 45+ Headcount	Leavers Disabled Headcount																																					
Joining the Regulars	1	(%)	(%)	(%)	1 (100%)	(%)																																					
Sum:	1																																										
<p>Force Data - Retention Figures - including protected characteristics data</p>	<p><u>Officers, Staff and PCSOs less than 2 years service (not including previous relevant service)</u></p> <table border="1"> <thead> <tr> <th>Leaving Reason</th> <th>Total Leavers Headcount</th> <th>Leavers BAME Headcount</th> <th>Leavers Female Headcount</th> <th>Leavers Under 24 Headcount</th> <th>Leavers 45+ Headcount</th> <th>Leavers Disabled Headcount</th> </tr> </thead> <tbody> <tr> <td>Resignation</td> <td>8</td> <td>2 (25%)</td> <td>4 (50%)</td> <td>4 (50%)</td> <td>2 (25%)</td> <td>1 (12.5%)</td> </tr> <tr> <td>Sum:</td> <td>8</td> <td></td> <td></td> <td></td> <td></td> <td></td> </tr> </tbody> </table>	Leaving Reason	Total Leavers Headcount	Leavers BAME Headcount	Leavers Female Headcount	Leavers Under 24 Headcount	Leavers 45+ Headcount	Leavers Disabled Headcount	Resignation	8	2 (25%)	4 (50%)	4 (50%)	2 (25%)	1 (12.5%)	Sum:	8																										
Leaving Reason	Total Leavers Headcount	Leavers BAME Headcount	Leavers Female Headcount	Leavers Under 24 Headcount	Leavers 45+ Headcount	Leavers Disabled Headcount																																					
Resignation	8	2 (25%)	4 (50%)	4 (50%)	2 (25%)	1 (12.5%)																																					
Sum:	8																																										

<p>Force Data - Demographic of Officers</p>	<p>Strategic board item 11.5. Appendix 1</p> <p>No quarterly data provided by the Force - only August</p> <p>Total Headcount – Officer = 1371 Staff = 1117 PCSO = 50 Special = 132 Total = 2670</p> <p>Black Asian and Minority Ethnic Groups Officer = 128 (9.34%) Staff = 68 (6.09%) PCSO = 9 (18%) Special = 21 (15.91%) Total = 226 (8.46%)</p> <p>Female Headcount Officer = 510 (37.2%) Staff = 709 (63.47%) PCSO = 25 (50%) Special = 30 (22.73%) Total = 1274 (47.71%)</p> <p>Declared Disability Officer = 274 (20.0%) Staff = 170 (15.22%) PCSO = 1 (2%) Special = 7 (5.3%) Total = 452 (16.93%)</p>
---	--

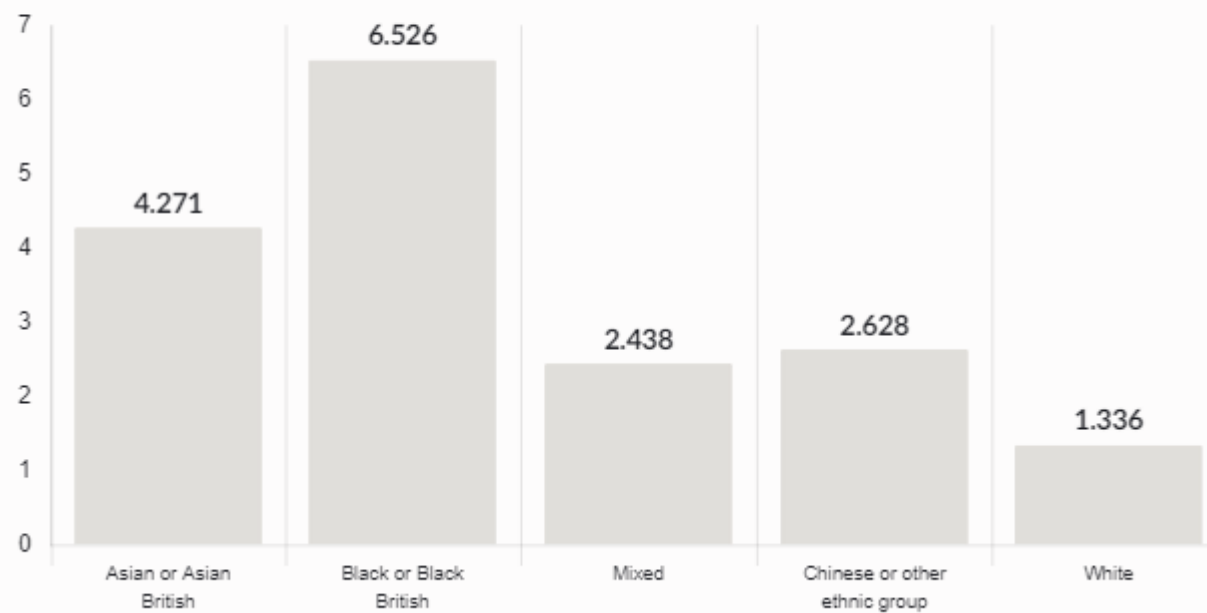
<p>Force Data - Number of officers recruited - including protected characteristics data</p>	<p>Strategic board item 11.5. Appendix 1</p> <p><u>Starters Headcount – August</u></p> <table border="1" data-bbox="439 587 1794 810"> <thead> <tr> <th>Position Category</th> <th>Total Starters Headcount</th> <th>Starters BAME Headcount</th> <th>Starters Female Headcount</th> <th>Starters Under 24 Headcount</th> <th>Starters 45+ Headcount</th> <th>Starters Disabled Headcount</th> </tr> </thead> <tbody> <tr> <td>Officer</td> <td>17</td> <td>1 (5.89%)</td> <td>16 (88.89%)</td> <td>10 (55.56%)</td> <td>1 (5.56%)</td> <td>1 (5.56%)</td> </tr> <tr> <td>Staff</td> <td>22</td> <td>(%)</td> <td>14 (63.64%)</td> <td>(%)</td> <td>3 (13.64%)</td> <td>4 (18.18%)</td> </tr> <tr> <td>Sum:</td> <td>40</td> <td>1 (2.5%)</td> <td>30 (75%)</td> <td>10 (25%)</td> <td>4 (10%)</td> <td>5 (12.5%)</td> </tr> </tbody> </table>	Position Category	Total Starters Headcount	Starters BAME Headcount	Starters Female Headcount	Starters Under 24 Headcount	Starters 45+ Headcount	Starters Disabled Headcount	Officer	17	1 (5.89%)	16 (88.89%)	10 (55.56%)	1 (5.56%)	1 (5.56%)	Staff	22	(%)	14 (63.64%)	(%)	3 (13.64%)	4 (18.18%)	Sum:	40	1 (2.5%)	30 (75%)	10 (25%)	4 (10%)	5 (12.5%)
Position Category	Total Starters Headcount	Starters BAME Headcount	Starters Female Headcount	Starters Under 24 Headcount	Starters 45+ Headcount	Starters Disabled Headcount																							
Officer	17	1 (5.89%)	16 (88.89%)	10 (55.56%)	1 (5.56%)	1 (5.56%)																							
Staff	22	(%)	14 (63.64%)	(%)	3 (13.64%)	4 (18.18%)																							
Sum:	40	1 (2.5%)	30 (75%)	10 (25%)	4 (10%)	5 (12.5%)																							
<p>Force Data - Community Policing Numbers</p>	<p>Strategic Board item 10.1.</p> <p>Current community level 63 out of 67 (OPCC have questioned this number, awaiting Force response)</p>																												

<p>Force Data - Clare's Law - number of requests and average length of time to respond to requests</p>	<p><u>Numbers</u></p> <p>April – 5</p> <p>May – 17</p> <p>June – 28</p> <p>July – 16</p> <p>Aug – 25</p> <p>Of the 91 applications, 17 disclosures were made.</p> <p>Out of the 17 only 4 were made within 35 days. (24% Compliant)</p>
--	---

Force Data - Stop and Search Data and info graphics - including find rates	<p>Stop and search Police.uk (www.police.uk)</p> <p>May 2021:</p> <ul style="list-style-type: none">• 225 Stop and Searches took place out of these:• 173 – No Further Action• 52 – Police took action <p>June 2021:</p> <ul style="list-style-type: none">• 253 Stop and Searches took place out of these:• 193 – No Further Action• 59 – Police took action• 1 - Outcome not collected <p>July 2021:</p> <ul style="list-style-type: none">• 267 Stop and Searches took place out of these:• 193 – No Further Action• 74 – Police took action
--	--

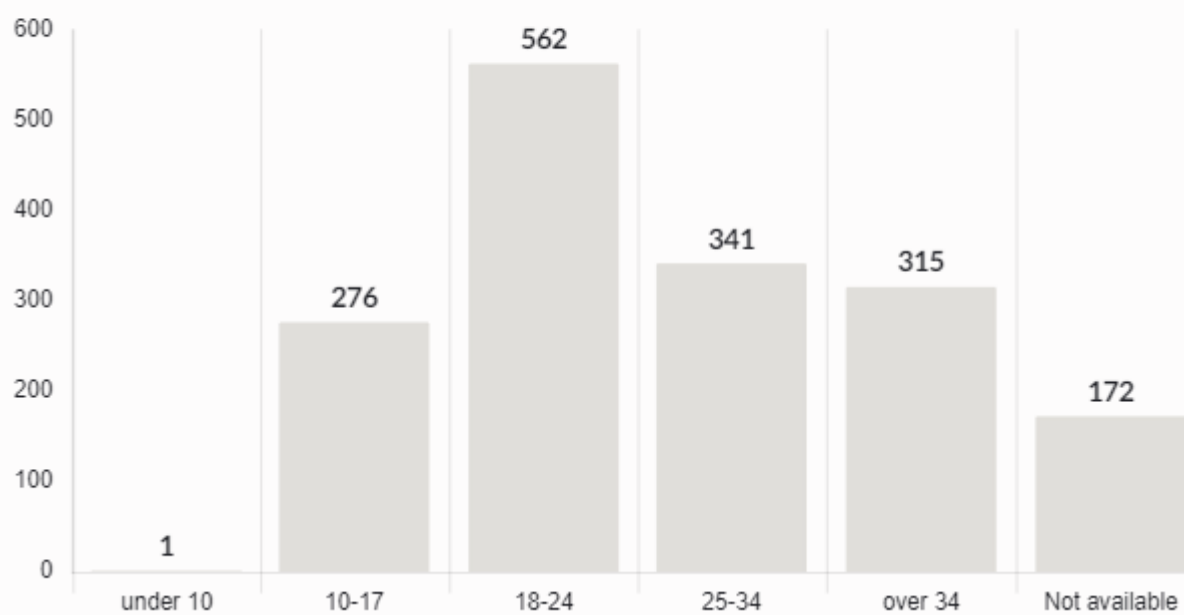
Ethnicity

Number of stop and searches per 1,000 resident population broken down by ethnic group between February 2021 and July 2021.



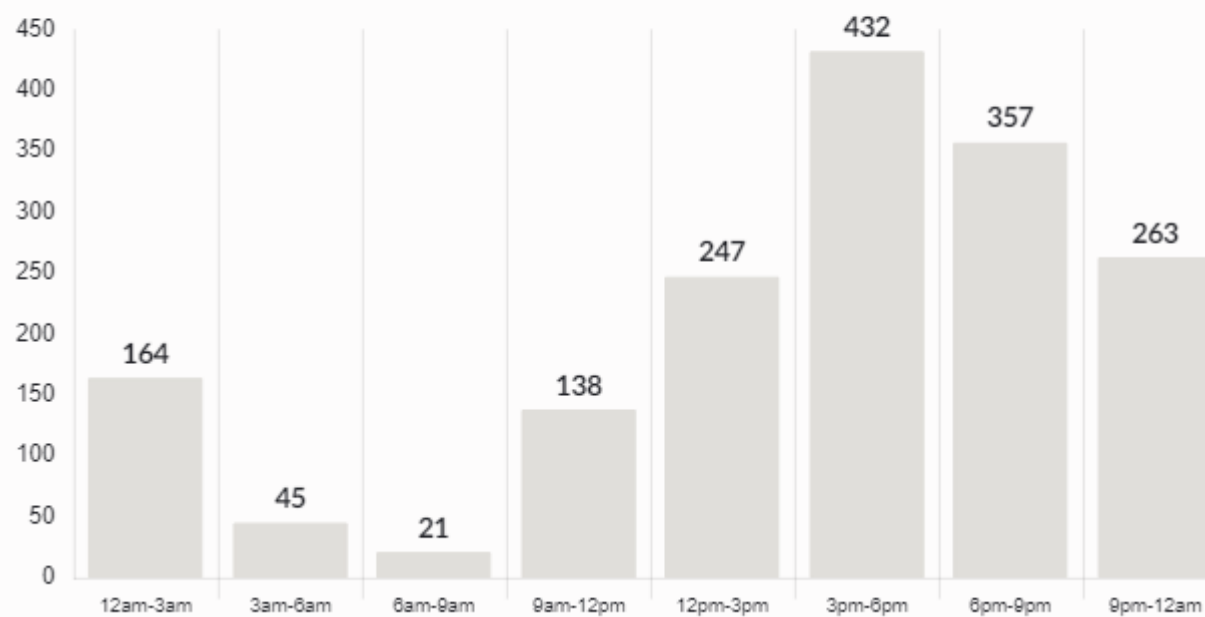
Age

Total number of stop and searches grouped by age range, between February 2021 and July 2021.



Time of day

Total number of stop and searches grouped by the time of day they occurred, between February 2021 and July 2021.



Specials Review	Appendix item 1 Appendix item 2 20479.5 hours have been completed by SPCs since January 2021. Approximately 853 days (24 hours) or 1706 12 hour shifts.
-----------------	---

VERU monthly document



Bedfordshire VERU YIS Referrals Report September 2021 Update

(Based on YIS Referrals Data from February 2020 to August 2021)

The following is a summary of the current case load (open referrals) the VERU's Youth Intervention Specialist (YIS) team are working with. The referrals include individuals (and parents of individuals) who have been experienced Child Criminal Exploitation (CCE) and Child Sexual Exploitation (CSE) - this can include trafficking & misuse of drugs, county lines, gang association, sexual violence and missing episodes.

Force - Specified
Information Order -
VERU
information/trends

Overview

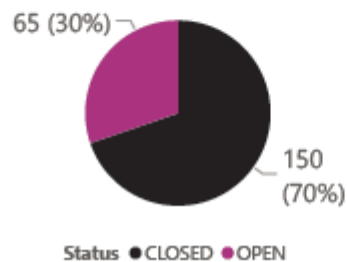
Total no. of referrals

215

No. of open referrals

65

Total referrals by status

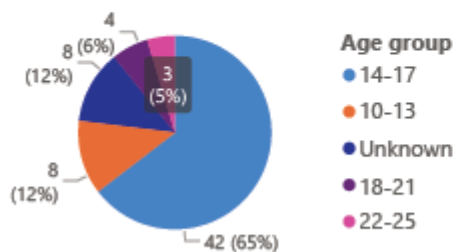


Open referrals by exploitation type

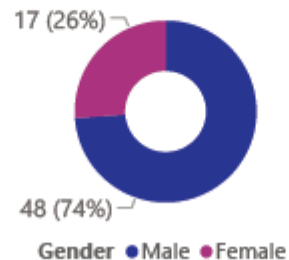


Demographic Characteristics

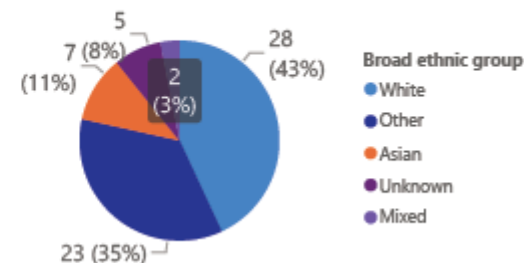
Open referrals by age group



Open referrals by gender



Open referrals by ethnic group

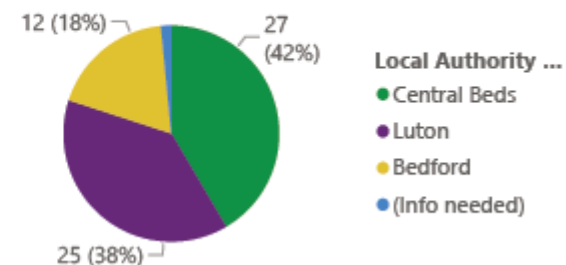


Referral Sources

Referrals have come from various agencies across the county. The pie chart shows a breakdown of open cases by local authority area of the young person or parent. Referrals have come from:

- BOSON/Bedfordshire Police
- MAGPAN (Multi Agency Gang Panel)
- Children Services across all local authorities
- Safeguarding teams across the county
- Serious Youth Violence Panel
- CAMHS (Child and Adolescent Mental Health Services)
- Housing Associations
- Schools
- Early Help

Open referrals by local authority of YP



Referral Sources

Referrals have come from various agencies across the county. The pie chart shows a breakdown of open cases by local authority area of the young person or parent. Referrals have come from:

- BOSON/Bedfordshire Police
- MAGPAN (Multi Agency Gang Panel)
- Children Services across all local authorities
- Safeguarding teams across the county
- Serious Youth Violence Panel
- CAMHS (Child and Adolescent Mental Health Services)
- Housing Associations
- Schools
- Early Help

Schools

46%

Of the open referrals attend a school or college within Bedfordshire

17%

Of the open referrals are unspecified, unknown or education is not applicable to the referral

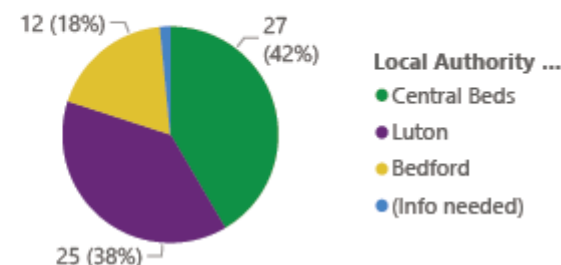
9%

Of the open referrals attend an alternative provision including evolve learning

15%

Of the open referrals are not in education, employment or training (NEET)

Open referrals by local authority of YP



Appendix

1.



August data for BCDB
Sept.ods



stats hours
2021.docx

2.



3. Strategic Board
Community Policing P

