

<b>Report Title</b>	<b>Information for Delivery and Beating Crime Board and OPCC Website</b>
<b>Author</b>	Force Exec and OPCC
<b>Signed off by which OPCC Executive Member</b>	Rachael Glendenning – CC Staff Officer

## Specified Information Order

Within the below chart if the frequency has been stated as Quarterly this means that information should be submitted Quarterly and the months for submission are September/December/March/June.

If the frequency states Monthly this means that information should be submitted monthly (3rd week of each month) - in line with Strategic Board papers – 7 days before the Strategic Board.

Information Requested	Owner	Frequency of Data/Information	Original request	Agreed position

<p>Force - Specified Information Order - National Priorities for Policing – <b>A statement on how their force is performing in relation to key national priorities for policing (the new National Police Outcomes Framework);</b> These measures fall under the following headings:</p> <ul style="list-style-type: none"> <li>- Reduce murder and other homicides</li> <li>- Reduce serious violence</li> <li>- Disrupt drugs supply and county lines</li> <li>- Reduce neighbourhood crime</li> <li>- Tackle cyber crime</li> <li>- Improve satisfaction among victims – with a particular focus on victims of</li> </ul>	<p>Force Exec</p>	<p>Quarterly</p>	<p>Infographic and descriptions and stats including full data and percentages.</p>	<p><b><i>A written statement – meeting is not set however paper will still be published.</i></b></p> <p><b>Reduce murder and other homicides</b> Homicide levels have reduced in this last quarter (Q4) to date (not complete) – x1 recorded, compared to both this quarter last year – x3 and the previous full quarter (Q3) – x3.</p> <p><b>Reduce serious violence</b> Serious Violence levels (countywide) have remained stable during Q4 to date and are at similar levels YTD, however there continues to be reduced levels from the previous 3x years. This is a consistent picture across all 3x CSP's over the last 3x years, with the one exception being Bedford Borough, which is seeing similar levels to 2019/2020.</p> <p><b>Disrupt drugs supply and county lines</b> Although Op Costello enforcement as well as disrupting County Lines attracts dedicated responses and has seen some substantive outcomes through the courts, the actual volume/ data is not so positive. Solved rates for trafficking have decreased in Q4 to date, compared to both this time last year and against Q3. That said, the overall solved rate for the previous 12m (to 30 Sept 21) is still strong and sets Beds ranked at 16<sup>th</sup> against all forces and above average against MSF.</p> <p><b>Reduce neighbourhood crime</b></p> <p>Levels of residential burglary have increased during Q4 to date, but are still down on previous years. YTD there have been 411 fewer victims of residential burglary than last year.</p> <p>Levels of Robbery have reduced slightly during Q4 to date and are down on previous years. YTD there have been 41 fewer victims of robbery than last year.</p>
---	-------------------	------------------	--	---

<p><b>domestic abuse</b></p>			<p>Q4 data to date has seen an increase in TOMV, compared to both Q3 and this time last year. However, TFMV is down on previous years.</p> <p>Theft from a Person in Q4 to date is down against both Q3 and against previous 2x years.</p> <p><b>Victim Satisfaction (Domestic Abuse)</b></p> <p>In the continued absence of an automated victim satisfaction survey (due to go live in 2022) all surveys are completed by the CST, although limited resources and competing demands means there is a small sample size from which no evidence-based conclusions can be reached.</p> <p>That said in Q4 to date the CST attempted to contact 335 victims of crime, of which 71 completed surveys. Of these only 12 were victims of DA, however this does allow a more detailed assessment of their comments in order to improve service, managed through existing DA partnership governance. In addition dedicated IDVA's provide a more bespoke service to victims of DA.</p> <p><b>Cyber Crime</b></p> <table border="1" data-bbox="890 1267 1350 1850"> <thead> <tr> <th>ICAIT</th> <th>Oct – Dec 2021</th> </tr> </thead> <tbody> <tr> <td><b>CHILDREN SAFEGUARDED</b></td> <td>52</td> </tr> <tr> <td><b>WARRANTS</b></td> <td>21</td> </tr> <tr> <td><b>ARRESTS</b></td> <td>24</td> </tr> <tr> <td><b>VOLUNTARY ATTENDANCE I/V'S</b></td> <td>25</td> </tr> <tr> <td><b>UCOL Referrals</b></td> <td>8</td> </tr> <tr> <td><b>OACG Investigations</b></td> <td>1</td> </tr> </tbody> </table>	ICAIT	Oct – Dec 2021	<b>CHILDREN SAFEGUARDED</b>	52	<b>WARRANTS</b>	21	<b>ARRESTS</b>	24	<b>VOLUNTARY ATTENDANCE I/V'S</b>	25	<b>UCOL Referrals</b>	8	<b>OACG Investigations</b>	1
ICAIT	Oct – Dec 2021																
<b>CHILDREN SAFEGUARDED</b>	52																
<b>WARRANTS</b>	21																
<b>ARRESTS</b>	24																
<b>VOLUNTARY ATTENDANCE I/V'S</b>	25																
<b>UCOL Referrals</b>	8																
<b>OACG Investigations</b>	1																

<b>DMIT</b>	Oct-21Dec 21
Total devices examined	136
Crime Scenes attended	72
Cyber Dependant Investigations	2

<b>DFU</b>	Oct-Dec 21.
<b>Digital Forensic Cases Opened.</b>	257
<b>Total Devices Examined</b>	710
<b>Backlog Cases</b>	84
<b>Backlog Devices</b>	125

<b>Cyber Protect/Prevent</b>	<b>Oct-Dec 21</b>
Educational Presentations	18
Delegates	504
Business Presentations	6
Delegates	178
Action Fraud Victims	795
Email Contact	733
Telephone Calls	56

				House Visits	
Force - Specified Information Order – Victim Satisfaction	Force Exec	Monthly	Results per month	No Surveys were completed by Bedfordshire Police in December 2021.	
Force - Specified Information Order - Police Data Trends and complaints	PSD	Quarterly	Infographic and descriptions and stats including full data and percentages.	Specific PSD paper released and on website - <a href="#">Complaints Handling – Bedfordshire PCC</a>	
OPCC - Specified Information Order - Police and Crime Plan	CEO OPCC		Full Plan - Launch - to be added to August Strategic Board Agenda for representation.	To view the final Police and Crime Plan – please click on the following link: <a href="https://www.bedfordshire.pcc.police.uk/police-crime-plan/">https://www.bedfordshire.pcc.police.uk/police-crime-plan/</a>	
OPCC - Specified Information Order - Milestone Plan	CEO OPCC	Quarterly	Milestone Plan report to Panel - ensure this report is published on our website.	September <a href="https://www.bedfordshire.pcc.police.uk/milestone-plan/">https://www.bedfordshire.pcc.police.uk/milestone-plan/</a>	

<p>OPCC - Specified Information Order - Minutes of Meetings</p>	<p>Katie Beaumont - TM</p>	<p><b>When agreed</b></p>	<p>Meeting minutes will be published - once they have been agreed at the board. This varies with monthly and quarterly minutes - however the monthly website audit will highlight this.</p>	<p>To view minutes, please click on the following link: <a href="https://www.bedfordshire.pcc.police.uk/meetings/">https://www.bedfordshire.pcc.police.uk/meetings/</a></p>
<p>OPCC - Specified Information Order - Expenses</p>	<p>Katie Beaumont - TM</p>	<p><b>Quarterly</b></p>	<p>standard template updated on Website</p>	<p>To view expenses, please click on the following link: <a href="https://www.bedfordshire.pcc.police.uk/expenses/">https://www.bedfordshire.pcc.police.uk/expenses/</a></p>
<p>OPCC - Specified Information Order - Team updates</p>	<p>Katie Beaumont - TM</p>	<p><b>Quarterly</b></p>	<p>This will be completed when the website audit takes place by Transparency or when there are changes within the structure.</p>	<p>To view the OPCC structure, please click on the following link: <a href="https://www.bedfordshire.pcc.police.uk/meet-the-team/">https://www.bedfordshire.pcc.police.uk/meet-the-team/</a></p>
<p>OPCC - Specified Information Order - Finance information</p>	<p>Katie Beaumont - TM</p>	<p><b>Quarterly</b></p>	<p>Finance – will forward all published information to OPCC for upload.</p>	<p>To view OPCC Finance information, please click on the following links: <a href="https://www.bedfordshire.pcc.police.uk/financial-information/">https://www.bedfordshire.pcc.police.uk/financial-information/</a> <a href="https://www.bedfordshire.pcc.police.uk/annual-accounts/">https://www.bedfordshire.pcc.police.uk/annual-accounts/</a></p>

OPCC - Specified Information Order - Premises or Land owned - leased.	Katie Beaumont - TM	<b>Quarterly</b>	Estates will be contacted on a quarterly basis for review and any updates.	To view the Premises or Land owned list, please click on the following link: <a href="https://www.bedfordshire.pcc.police.uk/lists-registers/">https://www.bedfordshire.pcc.police.uk/lists-registers/</a>
OPCC - Specified Information Order - Policies	Katie Beaumont - TM	<b>Annually</b>	Policies on Website.	To view policies, please click on the following link: <a href="https://www.bedfordshire.pcc.police.uk/policies-procedures/">https://www.bedfordshire.pcc.police.uk/policies-procedures/</a>
OPCC - Specified Information Order - Complaints Data OPCC	Katie Beaumont - TM	<b>Quarterly</b>	Link with IOPC website	<a href="https://www.bedfordshire.pcc.police.uk/complaints-handling/">https://www.bedfordshire.pcc.police.uk/complaints-handling/</a>
OPCC - Specified Information Order - Decisions	Katie Beaumont - TM	<b>Quarterly</b>	As soon as a Decision has been signed off.	To review decisions made by the OPCC, please click on the following link: <a href="https://www.bedfordshire.pcc.police.uk/decisions/">https://www.bedfordshire.pcc.police.uk/decisions/</a>

\*Areas which are grey are for OPCC action and not Force Exec.

**Areas the OPCC has requested further to the Specified Information Order**

### Summary of Community Policing Model

	Inspector		Sergeant		Constable		PCSO	
	Budget	Actual	Budget	Actual	Budget	Actual	Budget	Actual
Hubs	6	6	14	12	67	65	47	49
Hate Crime	0	0	1	1	5	4	0	0
Rural	0	0	1	1	4	4	1	1
Community Cohesion	0	0	1	1	2	2	3	3
Community Enforcement Team	0	0	1	1	9	3	0	0
<b>Total</b>	<b>6</b>	<b>6</b>	<b>18</b>	<b>15</b>	<b>87</b>	<b>78</b>	<b>51</b>	<b>53</b>

Community Policing Numbers

### Detail of Community Hubs

		Inspector		Sergeant		Constable		PCSO	
		Budget	Actual	Budget	Actual	Budget	Actual	Budget	Actual
<b>Luton</b>									
	Luton South	1	1	3	2	11	11	8	7
	Luton North	1	1	2	2	13	11	12	13
<b>Central Bedfordshire</b>									
	Dunstable	0.5	0.5	2	2	7	8	5	5
	Leighton Buzzard	0.5	0.5	1	1	10	7	3	4
	Biggleswade and Sandy	0.5	0.5	1	1	4	5	3	4
	Amphill Flitwick	0.5	0.5	1	1	4	4	3	4
<b>Bedford</b>									
	North Urban	1	1	3	2	13	13	6	7
	North Rural	1	1	1	1	5	6	7	4
<b>Total</b>		<b>6</b>	<b>6</b>	<b>14</b>	<b>12</b>	<b>67</b>	<b>65</b>	<b>47</b>	<b>49</b>

Community Policing is enhanced by the volunteers of our Special Constabulary. Following a review of the way we utilise Specials within Bedfordshire Police, individuals were able to choose where they wanted to work and which roles- as volunteers their choices are supported to ensure we get the support required for our communities.

We currently have established Special Constables in the following areas.

- Community Bedford – 7



- Community Luton – 15 (includes 7 on CET)
- Community North Central – 13
- Community South Central – 18
- Community Total – 53

Total Community Policing resourcing details are shown above. These numbers do include individuals on maternity leave and in acting roles.

There are currently 2 true vacancies at PC level within the hubs. A vacancy management process is in place to manage and maintain the Sergeants and Constable numbers. Plans are in place for a PCSO intake starting this month, PCSO turnover is very high as this is seen as a pathway to join as a Police Officer and many are doing so once they have seen what the role is and how they can contribute.

There are still currently 6 vacancies within the Community Enforcement Team (CET) When the role of CET was introduced, reaching the established numbers was a long-term plan, the need was and remains filling the hub positions in order to deliver core Community Policing. As Police Officer numbers increase across the organisation then these posts will be filled to enhance our service delivery.

Resource movement of Community Officers is planned and sequenced through a monthly postings process however resignations and critical need in other business areas often affects the sequencing.

## Leavers - YTD

**BEDFORDSHIRE - Police Officers (Home Force, Collaborated Share & Regional Share)**

Date: 31/12/2021

Please note: data based on information recorded on i-Manage which may differ to data on Oleo

### LEAVERS SUMMARY

	2021 - 2022 YTD												Year
	Apr-21	May-21	Jun-21	Jul-21	Aug-21	Sep-21	Oct-21	Nov-21	Dec-21	Jan-22	Feb-22	Mar-22	
ALL Organisational Leavers	6	5	10	7	16	12	10	12	9				87
Student Officers (under 2 years)	5	1	3	3	3	3	5	8	5				36
% of ALL Leavers	83%	20%	30%	43%	19%	25%	50%	67%	56%				41%

### Student Attrition – 2-year Review

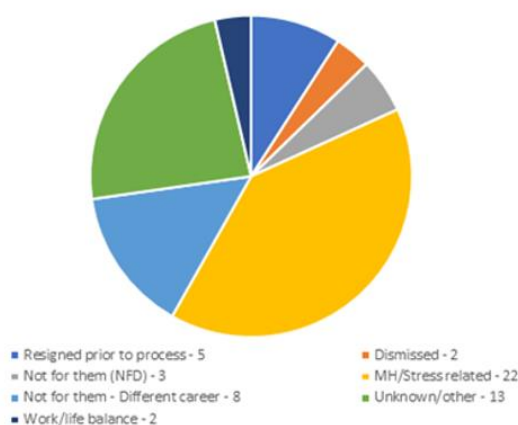
The data collected since January 2020 to the present day indicates the following:

- 345 new recruits,
- 55 total leavers,
- 53 resignations,
- 2 dismissals.

15.4% attrition rate

22 out of the 55 leavers (40%) cited Mental Health/Stress as a factor in their decision, however with the caveat that this is not always the primary reason given.

Key word/phrase Reason for leaving



Force Data -  
Retention Figures  
- including  
protected  
characteristics  
data

Force Data -  
Demographic of  
Officers

## Workforce Representation – New Recruits - Officers

	RECRUITMENT (*New Recruits & Police Now) excludes Transfers In and Re-joiners												
	2021 - 2022 YTD											Year	
	Apr-21	May-21	Jun-21	Jul-21	Aug-21	Sep-21	Oct-21	Nov-21	Dec-21	Jan-22	Feb-22		Mar-22
New Recruits Only*	11	0	19	15	17	16	13	0	20				111
BAME	3	0	4	0	1	3	4	0	3				18
%	27.3%	~	21.1%	0.0%	5.9%	18.8%	30.8%	~	15.0%				16.2%
Female	3	0	9	4	16	4	5	0	7				48
%	27.3%	~	47.4%	26.7%	94.1%	25.0%	38.5%	~	35.0%				43.2%

Comparator	New Recruits*	Force Profile (All Officers)	County Population (Census 2011)**	County Population Profile (ONS 2019)	National Av. (All 43 Forces)	Indicator shows comparison of New Recruits diversity to overall Force, Local Population & All other forces
BAME	16.2%	10.0%	22.5%	30.0%	7.6%	
Female	43.2%	37.9%	50.2%	50.2%	32.3%	

\*\*The Home Office are using the 2011 Census data to measure in their Uplift Performance Reports - the ONS 2019 data shown reflects more updated data.

Force Data -  
Number of  
officers recruited  
- including  
protected  
characteristics  
data

## Workforce Plan 2021/22 - Officers

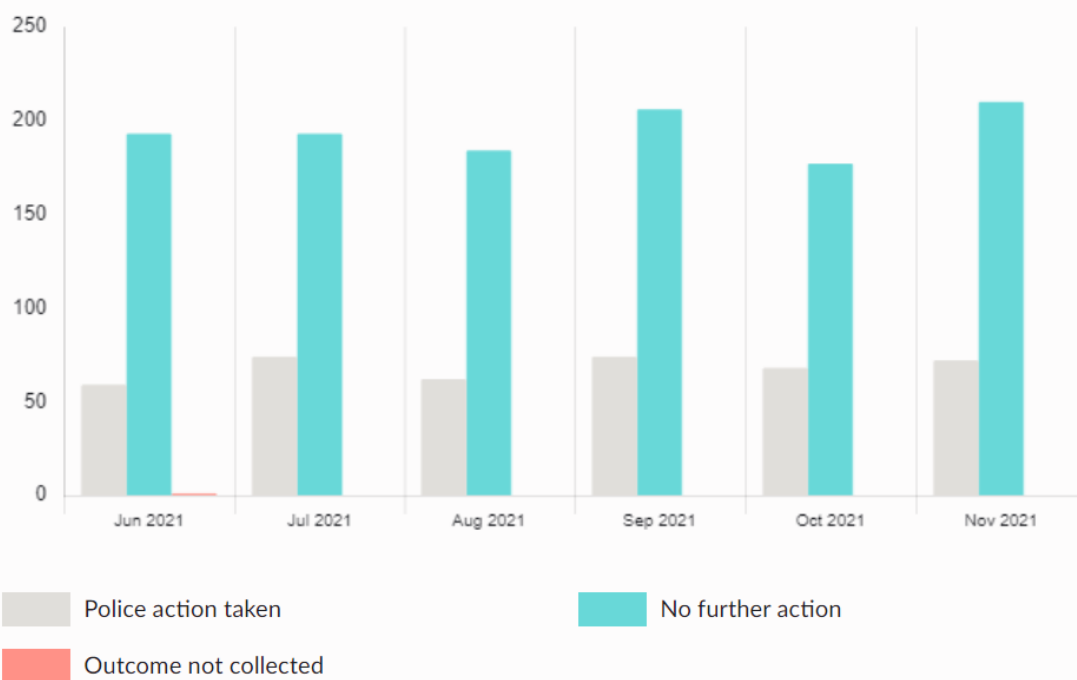
Total Workforce Strength inc. 7 Force, BCH Triforce 7 ERSOU

2021/22		Apr-21	May-21	Jun-21	Jul-21	Aug-21	Sep-21	Oct-21	Nov-21	Dec-21	Jan-22	Feb-22	Mar-22	Year End
Actual Strength	Headcount	1351	1357	1352	1362	1371	1372	1379	1362	1371	1384	1391	1401	1431
	Career Break (included in above strength)	6	5	4	4	4	4	4	4	5	5	5	5	5
HO BASELINE FUNDING TARGET		1384	1384	1384	1384	1384	1384	1384	1384	1384	1384	1384	1384	1384
Variance to Target		-33	-27	-32	-22	-13	-12	-5	-2	-13	0	7	17	47

<p>Force Data - Clare's Law - number of requests and average length of time to respond to requests</p>	Q4 data to date:													
		<table border="1"> <thead> <tr> <th></th> <th>RTA</th> <th>RTK</th> </tr> </thead> <tbody> <tr> <td>October</td> <td>13</td> <td>6</td> </tr> <tr> <td>November</td> <td>17</td> <td>2</td> </tr> <tr> <td>December</td> <td>12</td> <td>4</td> </tr> </tbody> </table>		RTA	RTK	October	13	6	November	17	2	December	12	4
		RTA	RTK											
	October	13	6											
November	17	2												
December	12	4												
<p>The December requests are still live and pending.</p> <p>Of the 38 closed cases, 23x disclosures were made with 16 (70%) made within the recommended time period.</p> <p>Update given in December</p> <p>16 Right To Ask</p> <p>10 Right To Know</p> <p>No disclosures</p> <p>9 live RTK and 9 live RTA- no disclosures have been made thus far</p>														

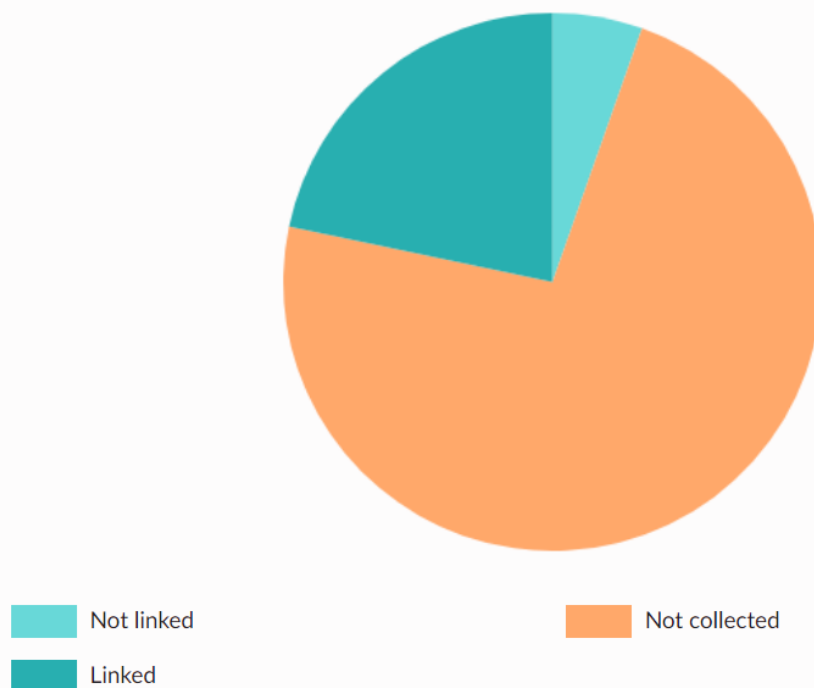
[Stop and search | Police.uk \(www.police.uk\)](http://www.police.uk)

Total number of stop and searches carried out by Bedfordshire Police in the months between June 2021 and November 2021.



Force Data - Stop and Search Data and info graphics - including find rates

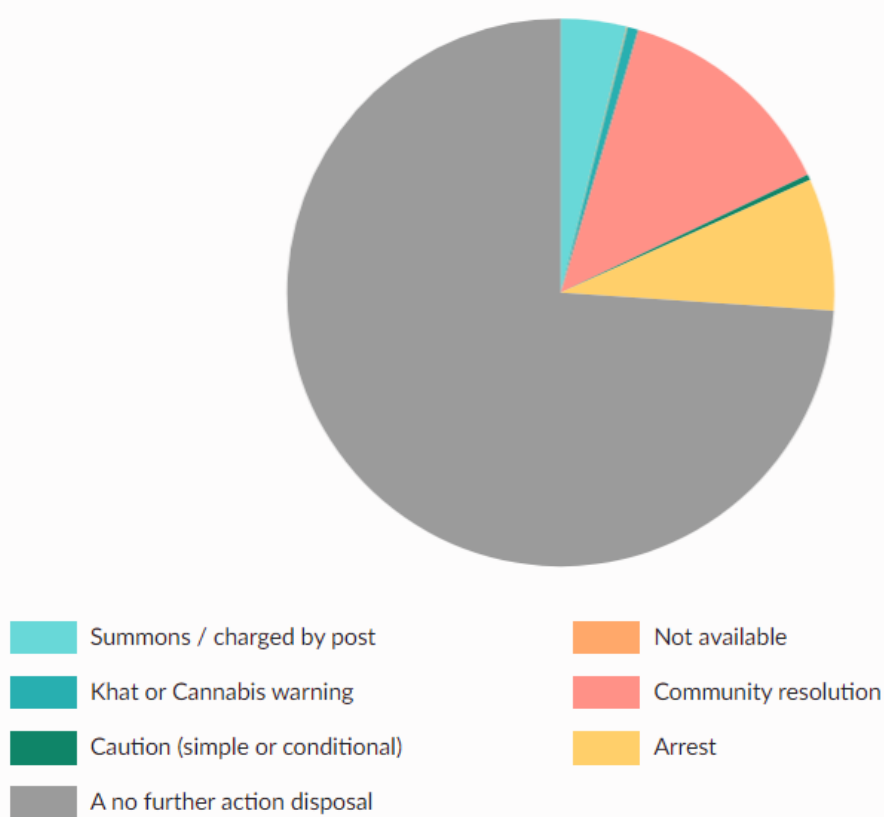
Of the 1,573 stop and searches conducted between June 2021 and November 2021, 409 (26%) had a police outcome, and 1,163 (73.94%) had no further action taken. For 1 (0.06%), the outcome was not collected.



Of the 1,573 stop and searches between June 2021 and November 2021, 341 (21.68%) cases the outcome was linked to the purpose of the search, and in 85 (5.4%) cases it was not linked. For 1,147 (72.92%), this data was not collected.

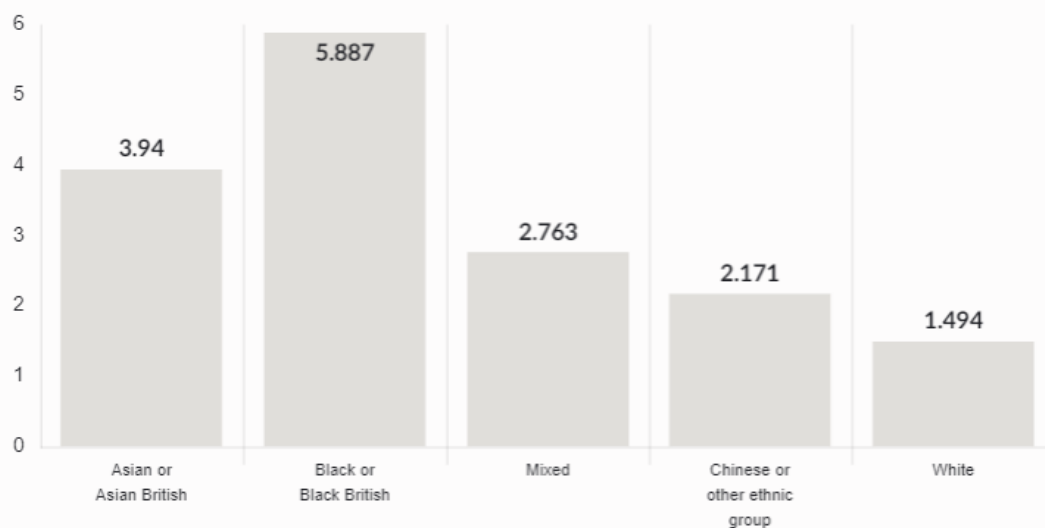
## Outcome

Percentages of stop and searches grouped by police action, between June 2021 and November 2021.



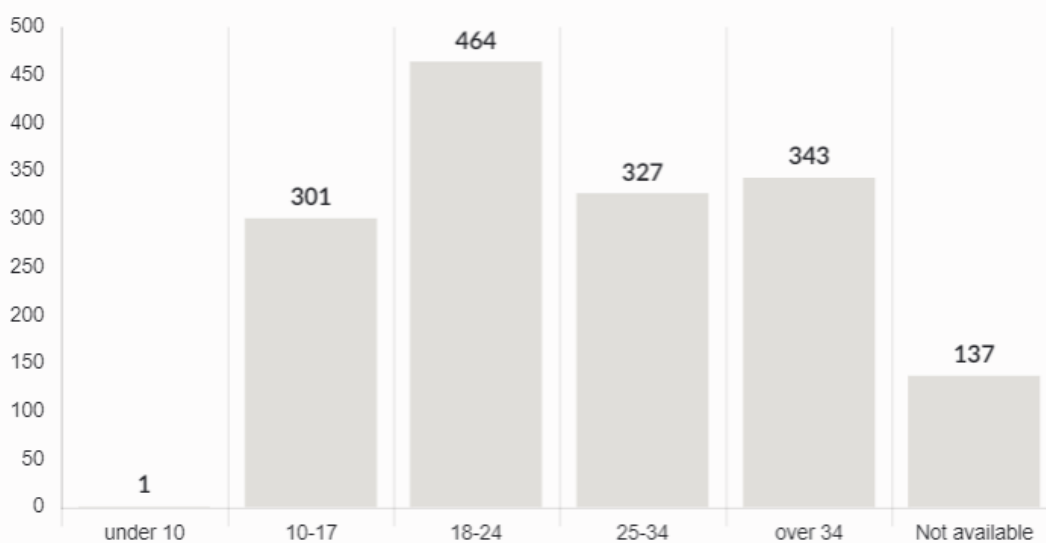
## Ethnicity

Number of stop and searches per 1,000 resident population broken down by ethnic group between June 2021 and November 2021.



## Age

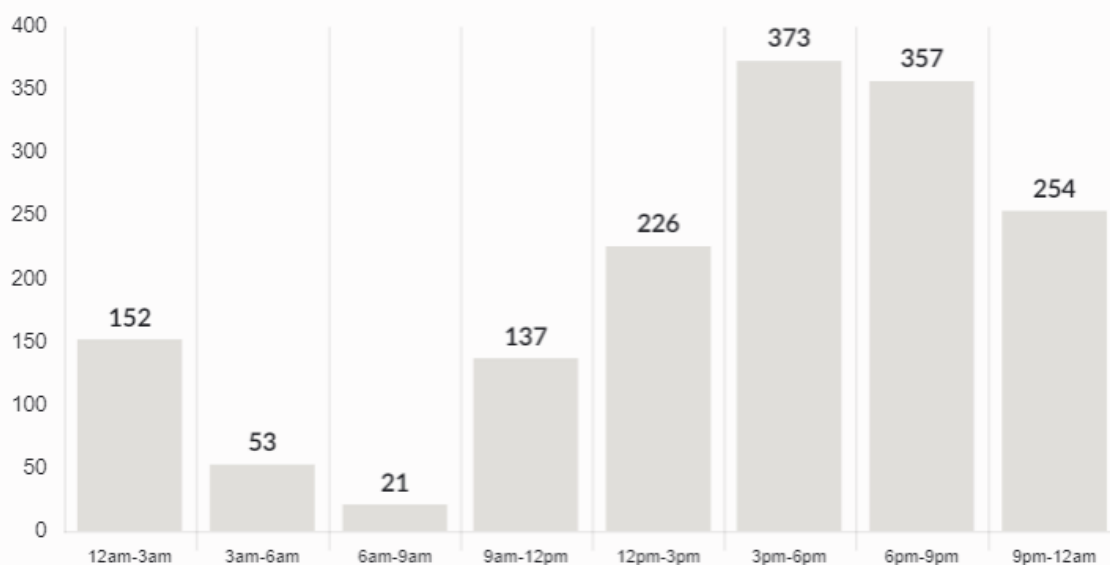
Total number of stop and searches grouped by age range, between June 2021 and November 2021.





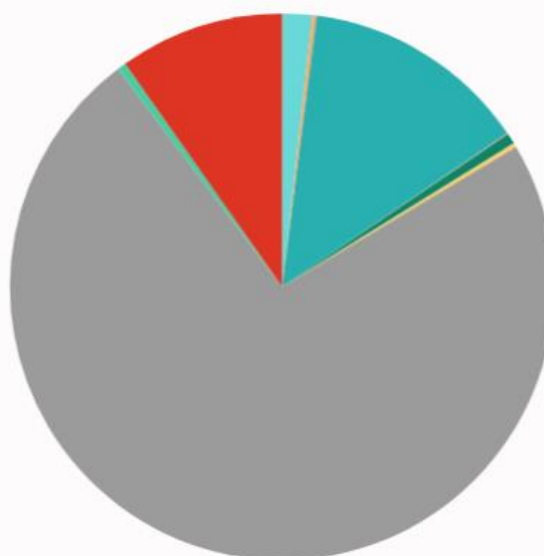
## Time of day

Total number of stop and searches grouped by the time of day they occurred, between June 2021 and November 2021.



## Object

Percentage of stop and searches grouped by the reason for the stop, between June 2021 and November 2021.



Specials Review	Bedfordshire Police currently have 118 Special Constables. (4 resigning in December) The Special Constabulary completed 1732 hours in December.
-----------------	--