

Office of the Police and Crime
Commissioner Information
Document
January 2023

Author: Office of the Police and Crime Commissioner
Sign Off – Force Exec : Rachael Glendenning

Executive Summary:

PCC Festus Akinbusoye has pledged to make information readily available for the public to review to try and reduce the number of FOIs received by the OPCC and Force. This will go beyond which is required in the Specified Information Order.

The PCC has asked the Force Exec to provide information so that the OPCC can publish this information on the website – this was agreed 01.07.2021 during Delivery and Beating Crime Board that the Force would provide the information required.

The document has been updated to show members of the public, how the information links in with the Police and Crime Plan.

Specified Information Order

Police and Crime Commissioners (PCCs) are required to publish certain information to allow the public to hold them to account.

Section 11(1) and (2) of The Police Reform and Social Responsibility Act 2011 requires an elected local policing body to publish any information specified by the Secretary of State by order.

The Elected Local Policing Bodies (Specified Information) Order 2011 ('the Order') sets out the information that must be published. Guidance on the order is published on gov.uk - [Guidelines for PCCs on publishing information - GOV.UK \(www.gov.uk\)](#)

Specified
Information
Order

<https://www.bedfordshire.pcc.police.uk/specified-information-order/>

Specified Information Order

The Elected Local Policing Bodies (Specified Information) (Amendment) Order 2021 ('the amending Order), which will come into force on 31 May 2021 provides that information relating to the force's performance against the Government's national priorities for policing.

National priorities for policing

The national priorities for policing are specified in the Police and Crime Measures:

- reduce murder and other homicide;
- reduce serious violence;
- disrupt drugs supply and county lines;
- reduce neighbourhood crime;
- tackle cyber crime;
- and improve satisfaction among victims with a particular focus on victims of domestic abuse.

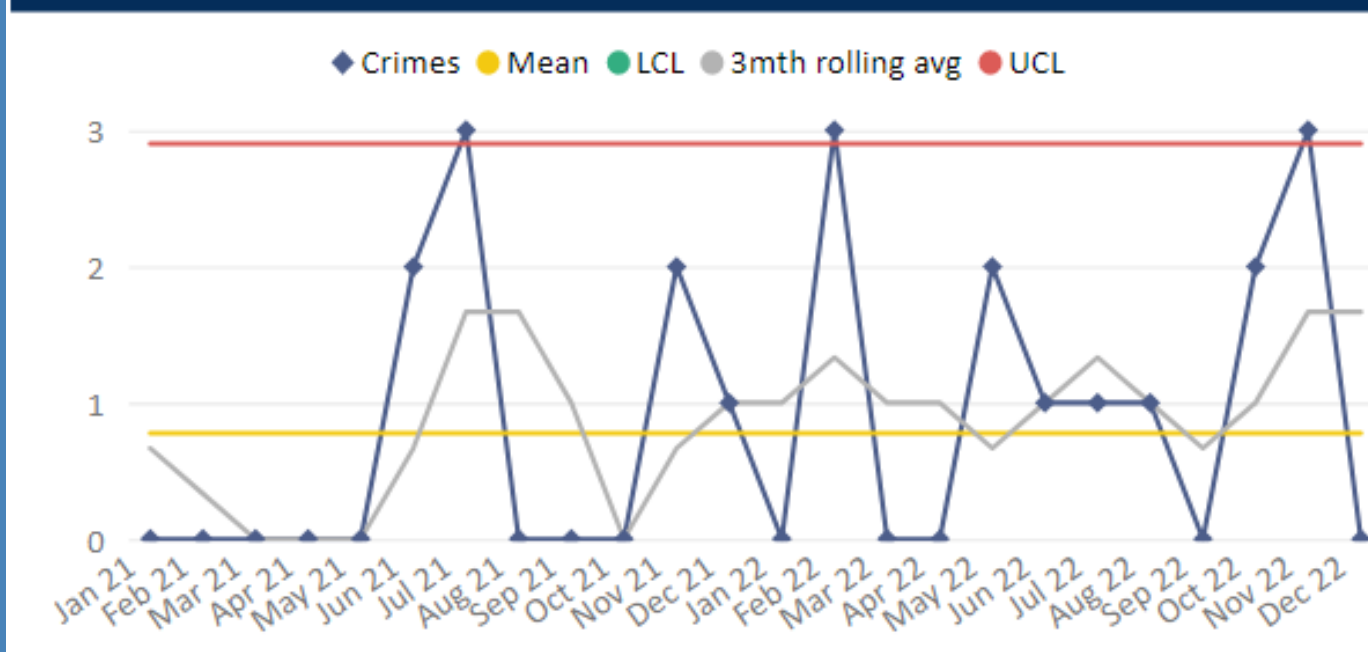
Measure Summary

Local Measures	Trend / Outlook	Benchmark
Police recorded Homicide offences	Deterioration	40 th / 42

Planned Action to Drive Performance

1. National Homicide and Near Miss Homicide Problem Profile, due for completion end of January.
2. Reviewing historic unidentified fingerprints taken from serious violence, murder and serious sexual crime scenes and utilising the enhanced Prum network across Europe to identify outstanding suspects.
3. The Combatting Drugs Partnership are jointly working on a Drugs and Alcohol Needs Assessment to support the “10 Years National Drug Strategy” which aims to break drug supply chains.

Recorded Crime Trend



Comments

1. Homicide levels have increased during Q3, with 5 recorded crimes. Currently averaging 1 crime per month, last quarter averaged just less than 1 per month.
2. In comparison 2 recorded in Q2 22/23 and, same quarter last year (Q3 21/22) 3 were recorded.

Financial Quarter	Crimes
2021/22 - Q3	3
2022/23 - Q2	2
2022/23 - Q3	5
Total	10

Caveat: this data is based on local Bedfordshire force data and may not match nationally published data (police.co.uk or published stats from HO)

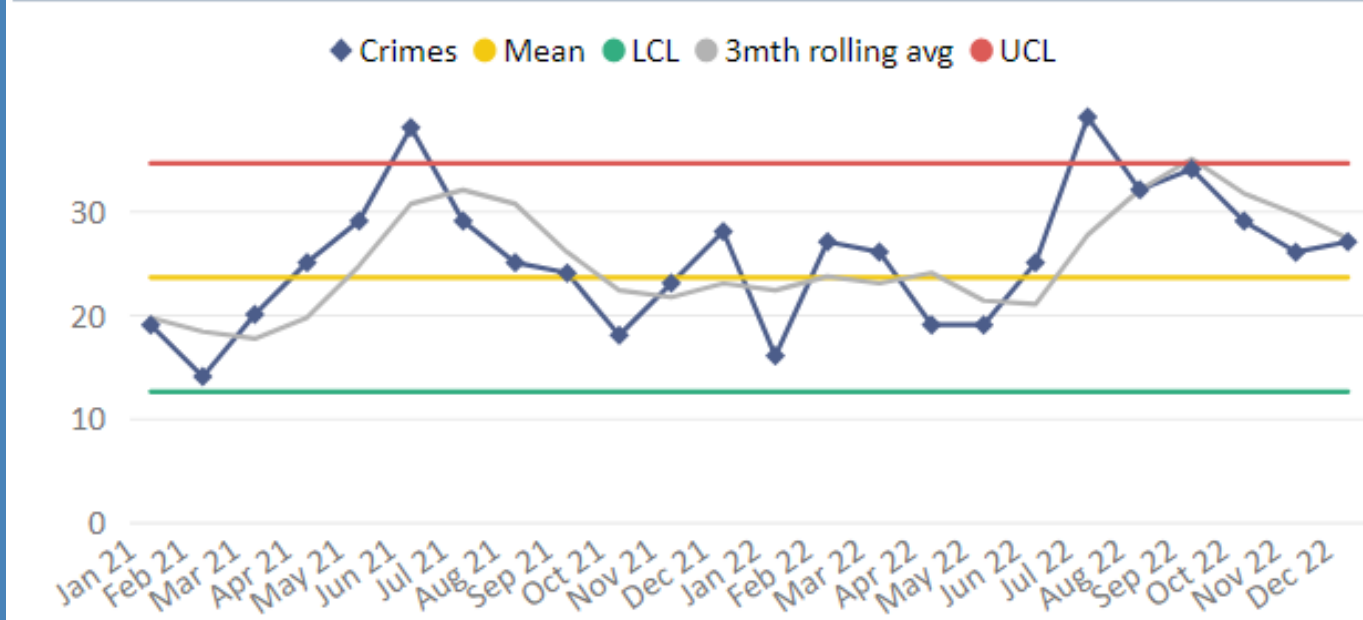
Measure Summary

Local Measures	Trend / Outlook	Benchmark
Police recorded Most Serious Violence offences	Stable / Improving	17 th / 42

Planned Action to Drive Performance

1. Dedicated analytical resources, funded using the HO Grip fund, currently evaluating Op Rowan Q3 to determine impact of the patrol activity.
2. Problem profile around the NTE in Bedfordshire’s key town due for completion end of January.
3. Boson continue to focus on proactive deployment to manage gang issues across the force, with particular focus about Luton with the deployment of Op Sparkler resources.

Recorded Crime Trend



Comments

1. Most Serious Violence levels have reduced during Q3 (22/23) in comparison to Q2. Average 28 crimes per month, this financial year to date.
2. Predicted continued reduction on SV during Q4, based on previous years

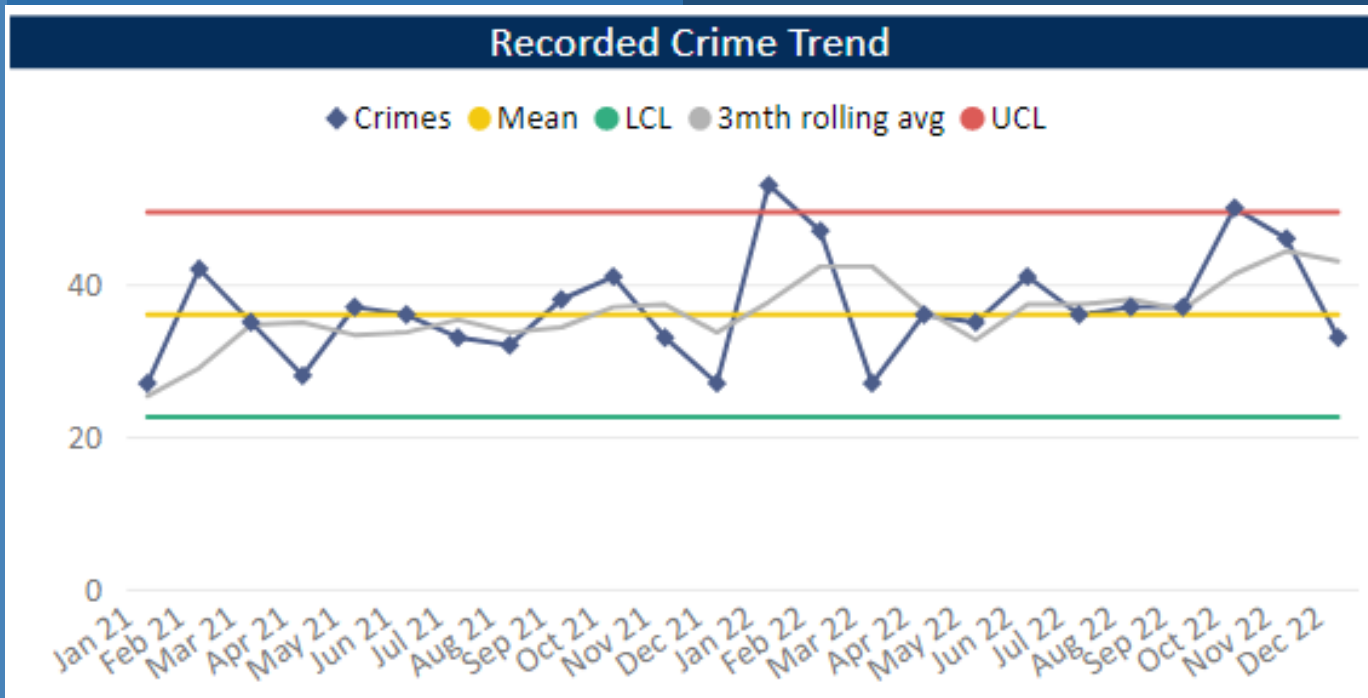
Financial Quarter	Crimes
2021/22 - Q3	69
2022/23 - Q2	105
2022/23 - Q3	82
Total	256

Caveat: this data is based on local Bedfordshire force data and may not match nationally published data (police.co.uk or published stats from HO)

Measure Summary

Local Measures	Trend / Outlook	Benchmark
Number of Drug Trafficking offences	Increasing	30 th / 42

Trafficking of Drugs



Planned Action to Drive Performance

1. A partners lead, force wide Drugs and Alcohol Need Assessment, is being scoped and will represent a significant piece of work to understand this complex issue for Bedfordshire. Anticipated completion in January 2023.
2. Op Costello dedicate team continues to enforce on large scale drug activity, with key focus on the professional enablers.

Comments

1. Quarter 3 recorded 129 Trafficking of Drugs offences, averaging 39 crimes per month. Increase compared to Q2 and up on the same quarter last year.
2. Bedfordshire currently has 26 OCG's, up 2 on last quarter and, 4 Priority Individuals, along with 20 (previously 21) local groups operating 49 County Lines, noting a 14% reduction on Q2 and 10 street gangs (previously 12 in Q2).

Financial Quarter	Crimes
2021/22 - Q3	101
2022/23 - Q2	110
2022/23 - Q3	129
Total	340

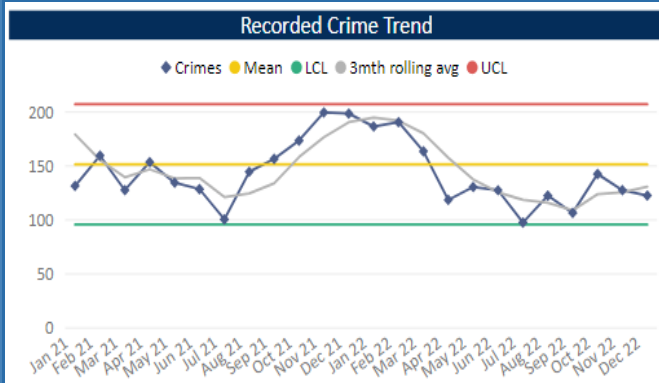
Measure Summary

Local Measures	Trend / Outlook	Benchmark
Police recorded Residential Burglary offences	Improved solved crime	25 th / 42
Police recorded Vehicle Crime offences	Deterioration	37 th / 42
Police recorded Personal Robbery offences	Stable	35 th / 42
Police recorded Theft from Person offences	Slight increase	30 th / 42

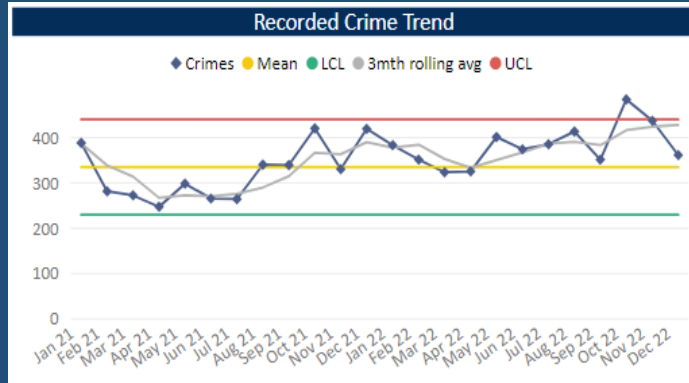
Planned Action to Drive Performance

1. Planned Neighbourhood Week of Action 23rd – 29th January.
2. Operation MOONSHINE tackles crime series involving the theft of Catalytic converter across the force.
3. Linked to a national working group, Op CALIBRE, targets personal robbery.
4. Forensic Innovation working in conjunction with CPS, reviewing cases where named suspects feature more than once and submitting cases as 'spate offending'.

Burglary Residential



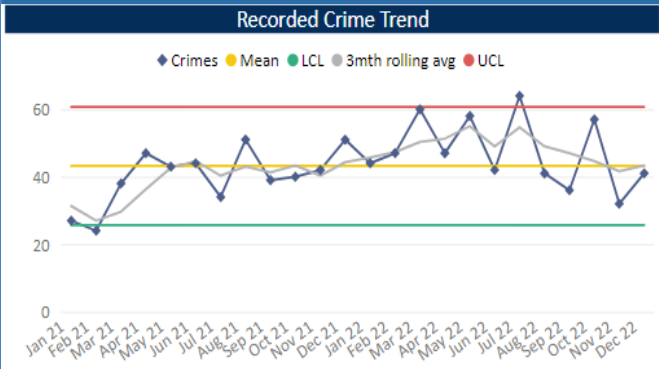
Vehicle Crime



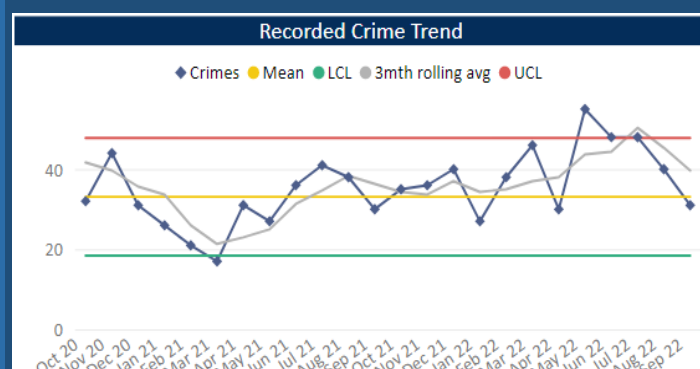
Comments

1. Quarter 3 recorded 391 Residential Burglaries averaging 121 crimes a month. 181 fewer victims compared to same quarter last year. Currently sitting below our MSG average. Currently sitting 1st for solved crime.
2. Increase in Vehicle Crime during Q3, compared to Q2 and same quarter 21/22. Average 391 crimes per month.
3. Slight reduction in Personal Robbery end of Q3 compared to Q2, averaging 46 crimes per month, and 11 fewer victims.
4. Theft from a Person average 40 crimes per month, stable compared to last quarter and same period last year. Below the MSG average

Personal Robbery



Theft from Person

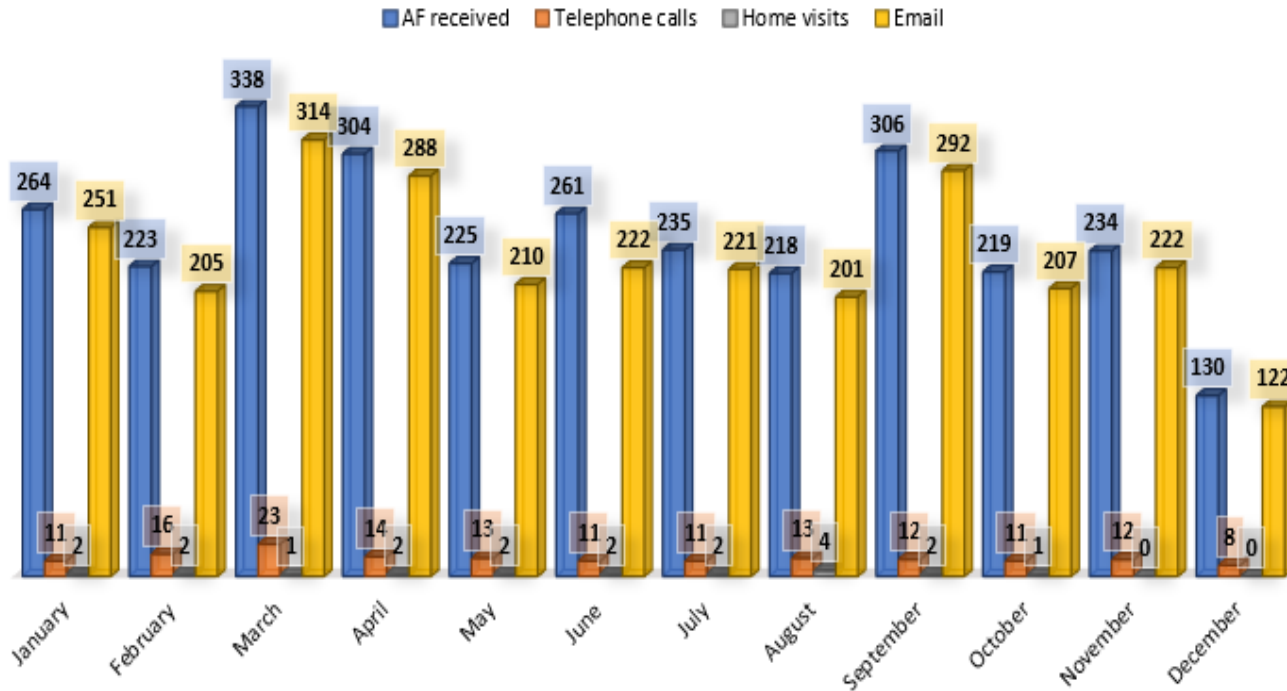


Caveat: this data is based on local Bedfordshire force data and may not match nationally published data (police.co.uk or published stats from HO)

Measure Summary

Local Measures	Trend / Outlook	Benchmark
Investigate 100% of all cyber dependant crime disseminated to forced	Stable [100%]	Not available
Provide 100% of all cyber dependant crime victims with specialist advice	Stable [100%]	Not available
Action Fraud offences	Stable [100%]	Not available

ACTION FRAUD [CYBER ENABLED]



Planned Action to Drive Performance

1. The continuation of Cybercrime prevention advice and specialist support to both the business sector, and individual victims of crime (3 Educational presentations with 482 delegates and 6 Business presentations with 231 delegates)
2. Cyber Protect & Prevent Officers engaging in diversionary activity with Education partners, through the delivery of presentations at schools, colleges, and universities; along with multi agency meetings to discuss individual diversionary activity.
3. City of London Police Fraud Peer Review, due to take place in March 2023 to understand how we can keep improving our standards of investigation in respect to complex Fraud.

Comments

1. ICAIT achieved a 10% increase in the number of children safeguarded from sexual exploitation, 8% increase in warrants executed and 8% increase in number of arrests in Q3.
2. DFU maintained stable volume of work Q3, compared to Q2. The backlog of digital cases has dropped marginally. Staffing in this area has seen a significant challenge in terms of attrition leaving for the private sector.
3. The cost of forensic licenses, accreditation and training in this arena has led to Bedfordshire Police assessing the sustainability of maintaining its digital capability which is currently observed as a "Best Practise" example nationally.
4. DMIT attended 93 crime scenes in Q3, compared to 79 in Q2, equating to an increase in activity of some 15%.

Improve Satisfaction Among Victims with a particular focus on Victims of Domestic Abuse

Measure Summary		
Local Measures	Trend / Outlook	Benchmark
Overall Victim Satisfaction Rate		Not available
Hate Crime Victim Satisfaction Rate		Not available
Violent Crime Victim Satisfaction Rate		Not available
Burglary Victim Satisfaction Rate		Not available

Planned Action to Drive Performance
1. Internal restructure of the crime investigation supervisory regime to ensure we keep improving the standards of investigation in crime, and review our compliance with the Victims Code.
2. VEO embedded within our PPU will undertake weekly DA surveys, going forward.
3
4

Comments
1
2

Specified Information Order

HMICFRS reporting

The amending Order requires PCCs to publish the most recent HMICFRS force-level report on the effectiveness, efficiency and legitimacy of the police force.

The Order requires that PCCs publish the PEEL report for their force on their website, within one calendar month of its publication by HMICFRS.

<https://www.bedfordshire.pcc.police.uk/hmic-reports/>

Outstanding	Good	Adequate	Requires improvement	Inadequate
Managing offenders	Preventing crime	Protecting vulnerable people	Investigating crime	
	Treatment of the public		Responding to the public	
	Developing a positive workplace			
	Good use of resources			

Specified Information Order

Complaints handling

The Order provides that PCCs must publish the most recent IOPC quarterly complaints data for their force and the IOPC annual statistics report, alongside a narrative setting out how the PCC is holding the chief officer to account, and the PCC's assessment of their own performance in carrying out their other complaints handling functions.

Holding the chief officer to account

It is recommended that the narrative should include:

- How the force is measuring complainant satisfaction.
- Progress updates on implementing relevant recommendations made by the IOPC and/or HMICFRS in relation to complaints handling, or where recommendations were not accepted an explanation as to why.
- A summary of any mechanisms put in place to identify and act on themes or trends in complaints.
- A summary of systems in place to monitor and improve performance in the timeliness of complaints handling.
 - The number of written communications issued by the force under regulation 13 of the Police (Complaints and Misconduct) Regulations 2020 where an investigation has not been completed within a “relevant period”.
- Quality Assurance mechanisms in place to monitor and improve the quality of its responses to complaints.
- Details of the administrative arrangements the PCC has put in place to hold the chief constable to account for complaints handling e.g. frequency of meetings and a summary of discussions.

Specified
Information
Order

Complaints handling

<https://www.bedfordshire.pcc.police.uk/complaints-handling/>

<https://www.bedfordshire.pcc.police.uk/holding-force-to-account/>

The PCC has pledged to invest in community-based and community-led policing. The PCC wishes for his office to publish the monthly figures of officers within the community team.

Community Policing Numbers:

Priority One
Investment in
community-
based and
community led
policing for
urban and rural
areas.

	Inspector		Sergeant		Constable		PCSO	
	Budget	Actual	Budget	Actual	Budget	Actual	Budget	Actual
Hubs	7	7	14	11	67	56	47	39
Hate Crime	0	0	1	1	5	2	0	0
Rural	0	0	1	1	9	7	1	0
Community Cohesion	0	0	1	1	2	2	3	2
Community Enforcement Team	0	0	1	1	9	7	0	0
Total	7	7	18	15	92	74	51	41

Priority One

Investment in community-based and community led policing for urban and rural areas.

The PCC has pledged to invest in community-based and community-led policing. The PCC wishes for his office to publish the monthly figures of officers within the community team.

Community Hubs

Hub	Sgts	PCs	PCSOs
North Rural	1/1	4/5	3/7
North Urban	3/3	13/13	6/6
Central North	1/2	7/8	7/7
Central South	2/3	15/17	7/7
Luton South, East and T/C	2/3	9/12	9/12
Luton North, West & Central	2/2	8/12	7/8
Total	11/14	56/67	39/47

Priority One

Investment in community- based and community led policing for urban and rural areas.

The Special Constabulary is a force of warranted, uniformed volunteer police officers. A key strength is that these volunteer officers are warranted constables, with all the powers of a regular police officer. Special constables' integration in the local communities in which they live, work and serve is a further strength, helping to build links between policing and communities.

We currently have established Special Constables in the following areas.

December

86 members of the Special Constabulary

- working across Patrol, Community & Crime

77 Special Constables

4 Sgts

5 Insp's

Priority One
Investment in
community-
based and
community led
policing for
urban and rural
areas.

Special Constabulary

- Community North 12 South 23 (including London Luton Airport)
- Response North 24 South 16
- Crime 2 (1 CMIT, 1 PVP)
- RPU 3 selected (on pathway)
- CiP 1
- In Training 4

Hours completed in December:

1375

Priority Two

Recruitment and retention of police officers

Recruitment and Retention Numbers:

Police and Crime Commissioners have statutory responsibilities for delivering an efficient and effective police service. Our efficiency and effectiveness improves when the right level of resources are available and maximised.

The PCC wishes for his office to publish the monthly figures of the recruitment of officers.

BCH POLICE OFFICER ACTUAL STRENGTH (FTE) vs BUDGETED ESTABLISHMENT (FTE) by RANK - FULL FORCE
31/01/2023

Includes Op Kenova Officers - as per HO counting rules

BEDFORDSHIRE	CONS	SGT	INSP	C/INSP	SUPT	C/SUPT	ACPO	TOTAL
Home Force	930.1	129.3	55.0	11.0	9.0	4.0	2.0	1140.4
Collaborated Share	121.5	50.8	10.0	0.0	1.0	2.0	0.0	185.3
ERSOU/CTP share	41.8	8.0	4.0	0.0	0.0	1.0	0.0	54.8
TOTAL STRENGTH	1093.4	188.1	69.0	11.0	10.0	7.0	2.0	1380.5
Budgeted Establishment	1110.0	197.0	73.0	25.0	9.0	5.0	4.0	1423.0
Variance to Actual	-16.6	-8.9	-4.0	-14.0	1.0	2.0	-2.0	-42.5

Career Break	External Secondment	FULL FORCE STRENGTH
6.6	6.0	1393.0

Note: Home Office/Uplift counting includes CB (i.e. Strength 1387.0)

Priority Two

Recruitment and retention of police officers

Recruitment and Retention Numbers:

The PCC has made an Equality Commitment and will work with representing bodies that support diverse groups within the Force to ensure we pick up on the earliest signs of discrimination and exclusionary practices which impact on disproportional outcomes in areas such as recruitment, promotions, career progression, disciplinaries and dismissals. The aim will be to address any identified disproportionality of outcomes for all of our staff.

The PCC wishes for his office to publish the monthly figures of the diversity of officers.

Priority Two

Recruitment and retention of police officers

Recruitment and Retention Numbers:

Position Category	Total Starters Headcount January	Starters (people from ethnic minority backgrounds) Headcount January	%	Starters Female Headcount January	%	Starters Under 24 Headcount January	%	Starters 45+ Headcount January	%	Starters (Declared Disability) Headcount January	%
Officer	13	3	23.08%	0	0.00%	9	69.23%	0	0.00%	2	15.38%
Staff	20	3	15.00%	10	50.00%	3	15.00%	4	20.00%	2	10.00%
Special	4	0	0.00%	2	50.00%	0	0.00%	1	25.00%	0	0.00%
SUM:	37	6	16.22%	12	32.43%	12	32.43%	5	13.51%	4	10.81%

Position Category	Total Leavers Headcount January	Leavers (people from ethnic minority backgrounds) Headcount January	%	Leavers Female Headcount January	%	Leavers Under 24 Headcount January	%	Leavers 45+ Headcount January	%	Leavers (Declared Disability) Headcount January	%
Officer	12	0	0.00%	5	41.67%	2	16.67%	4	33.33%	1	8.33%
Staff	10	2	20.00%	7	70.00%	0	0.00%	2	20.00%	0	0.00%
Special	1	0	0.00%	0	0.00%	0	0.00%	0	0.00%	0	0.00%
SUM:	23	2	8.70%	12	52.17%	2	8.70%	6	26.09%	1	4.35%

Priority Two

Recruitment and retention of police officers

Recruitment and Retention Numbers:

The PCC has made an Equality Commitment and will work with representing bodies that support diverse groups within the Force to ensure we pick up on the earliest signs of discrimination and exclusionary practices which impact on disproportional outcomes in areas such as recruitment, promotions, career progression, disciplinaries and dismissals. The aim will be to address any identified disproportionality of outcomes for all of our staff.

The PCC wishes for his office to publish the monthly figures of the diversity of officers.

The PCC wants young people to have a direct say in how we utilise resources to support them in making safe spaces across Bedfordshire. This work will link with the delivery of the Violence and Exploitation Reduction Unit (VERU) that the PCC will continue to perform the governance and oversight role for.

Priority Three

Tackling the causes of crime and breaking the cycle of re-offending

Overview

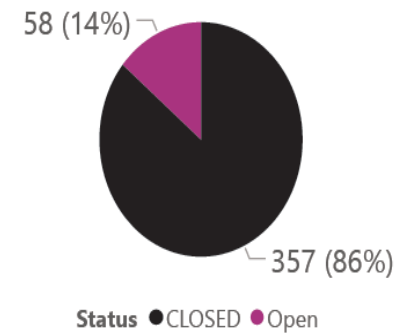
Total no. of referrals

415

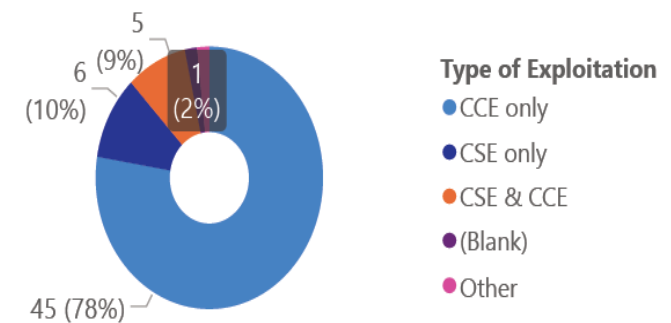
No. of open referrals

58

Total referrals by status

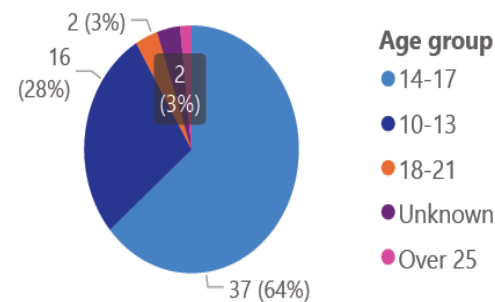


Open referrals by exploitation type

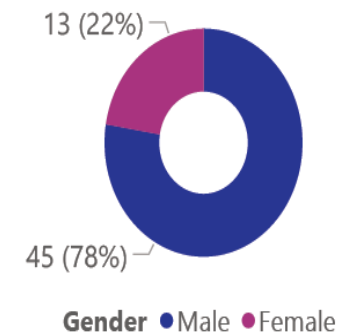


Demographic Characteristics

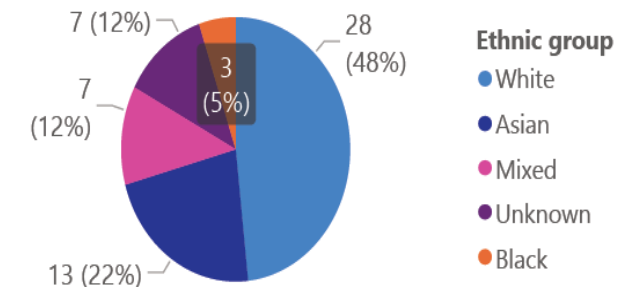
Open referrals by age group



Open referrals by gender



Open referrals by ethnic group

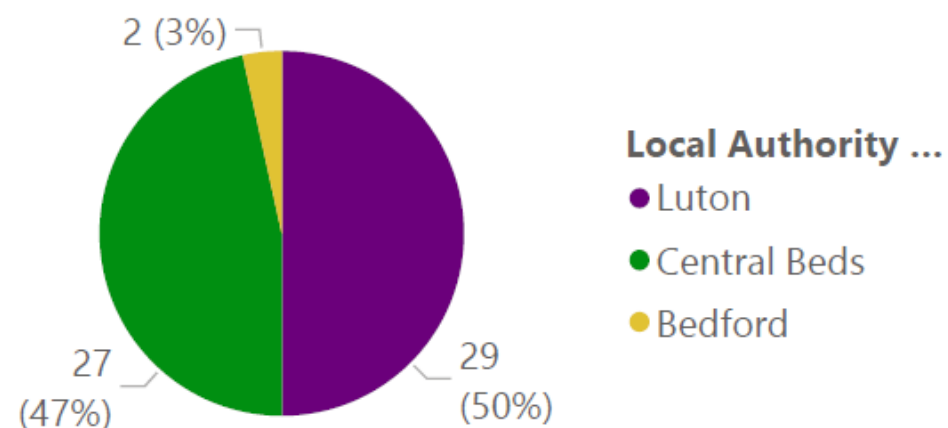


Referral Sources

Referrals have come from various agencies across the county. The pie chart shows a breakdown of open cases by local authority area of the young person or parent. Referrals have come from:

- BOSON/Bedfordshire Police
- MAGPAN (Multi Agency Gang Panel)
- Children Services across all local authorities
- Safeguarding teams across the county
- Serious Youth Violence Panel
- CAMHS (Child and Adolescent Mental Health Services)
- Housing Associations
- Schools
- Early Help

Open referrals by local authority of YP



Schools

3%

Of the open referrals attend a school or college within Bedfordshire

2%

Of the open referrals attend an alternative provision including evolve learning

9%

Of the open referrals are unspecified, unknown or education is not applicable to the referral

9%

Of the open referrals are not in education, employment or training (NEET)

Priority Four

Placing residents and victims at centre of policing priorities.

Bedfordshire Victim Care Services (BVCS) offers free and confidential support to anyone affected by crime whether it has been reported to the police or not.

BVCS has been commissioned and funded by the Police & Crime Commissioner for Bedfordshire, to help and support victims of crime to cope and recover from their experience and ensure they receive their entitlements under the Code of Practice for Victims of Crime. <https://www.bedfordshirevcs.com/>

	Jul-22	Aug-22	Sep-22	Oct-22	Nov-22	Dec-22
Referrals received						
Force referrals	678	767	623	723	605	449
BVCS proactive referrals	212	12	0	0	0	0
Action Fraud referrals	2	1	0	1	0	0
BTP referrals	11	17	14	13	11	14
Other Agency referrals into service	6	4	10	18	9	5
Self referrals	19	14	9	13	15	11
Total number of referrals	928	815	656	768	640	479

Priority Four

Placing residents and victims at centre of policing priorities.

The PCC has requested information from the Force on a monthly basis surrounding Victim Satisfaction and how the Force deals with this and monitors this.

The force is developing its IT solution to automated victim satisfaction surveys and this is progressing well against the project plan. In the meantime, the force has limited capacity to complete such surveys, however can report:

Victim Satisfaction

35 surveys completed via Gov Metric in December, of which a 69% were happy faces. Overall 336 surveys have been completed since April.





DA surveys are now being completed by the VEO within the PPU, 14 surveys per week. There were 28 in December recorded, where an answer has been provided (9 cases) 88.9% were satisfied with first contact. Where answered, most were satisfied with the service from officers who first attended (6 of 9) and time it took (6 of 7). There are 6 responses regarding being kept up to date with half satisfied and half dissatisfied. Overall satisfaction with Beds Police - 6 responses and 5 were satisfied.

The team responsible for monitoring and driving improvements is subject to review with the aspiration to increase the focus on surveys and the number of responses.

Priority Four

Placing residents and victims at centre of policing priorities.

Victim Satisfaction

Channel		Total				
Number of respondents	April	19	13	2	3	1
Percentage of respondents			68.43%	10.53%	15.79%	5.26%
Number of respondents	May	31	14	6	5	6
Percentage of respondents			45.16%	19.35%	16.13%	19.35%
Number of respondents	June	34	12	9	6	7
Percentage of respondents			35.29%	26.40%	17.65%	20.59%
Number of respondents	July	32	11	8	4	9
Percentage of respondents			34.38%	25.00%	12.50%	28.13%
Number of respondents	Aug	48	16	8	9	15
Percentage of respondents			33.33%	16.67%	18.75%	31.25%
Number of respondents	Sept	35	13	5	4	13
Percentage of respondents			37.14%	14.29%	11.43%	37.14%
Number of respondents	Oct	46	19	9	6	12
Percentage of respondents			41.30%	19.57%	13.04%	26.09%
Number of respondents	Nov	56	19	10	9	18
Percentage of respondents			33.93%	17.86%	16.07%	32.14%
Number of respondents	Dec	35	14	10	3	8
Percentage of respondents			40.00%	28.57%	8.57%	22.86%

Priority Four

Placing residents and victims at centre of policing priorities.

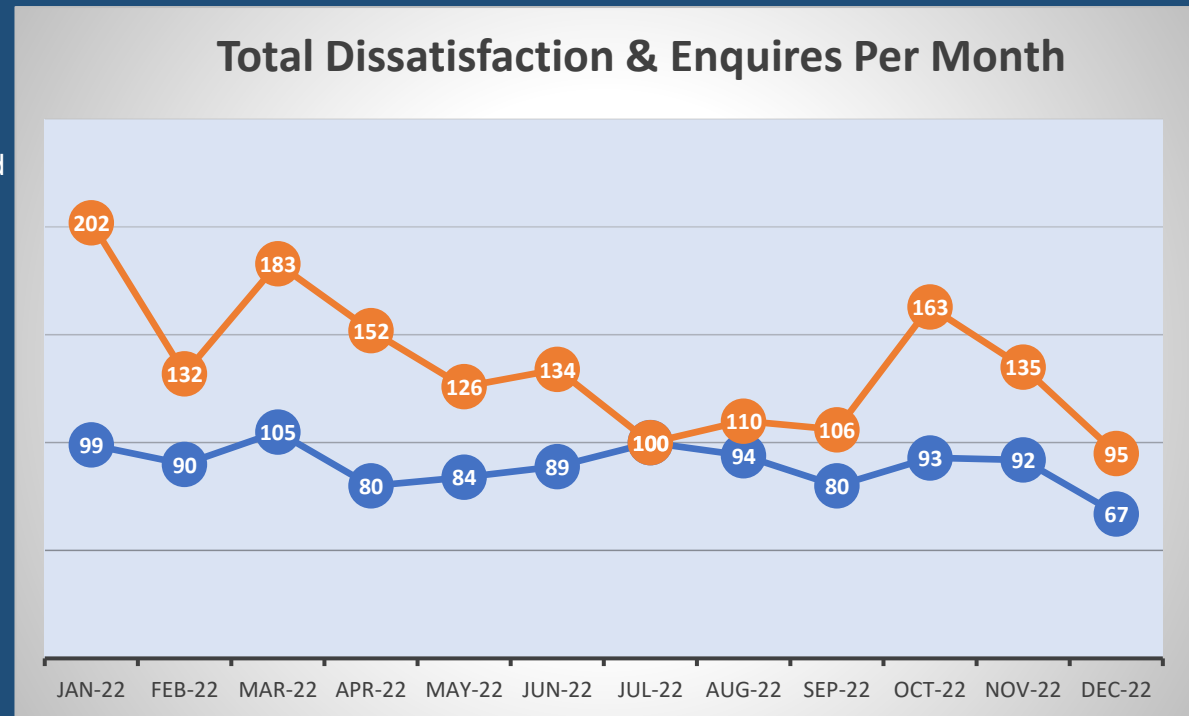
The PCC has requested information from the Force on a monthly basis surrounding Victim Satisfaction and how the Force deals with this and monitors this.

The force is developing its IT solution to automated victim satisfaction surveys and this is progressing well against the project plan. In the meantime, the force has limited capacity to complete such surveys, however can report:

Victim Dissatisfaction December 2022

Orange – Enquiries Recorded

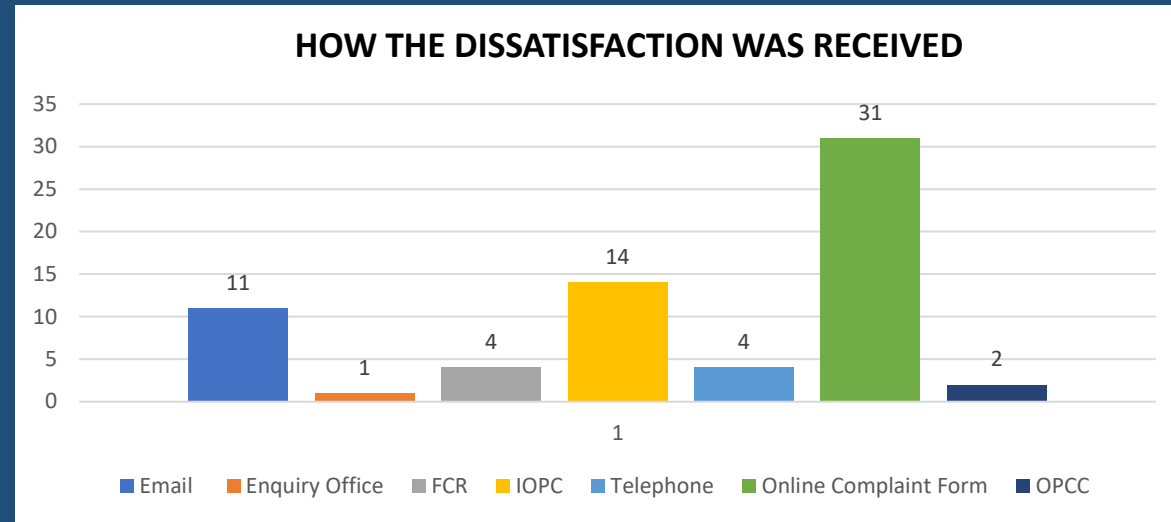
Blue - Dissatisfaction Recorded



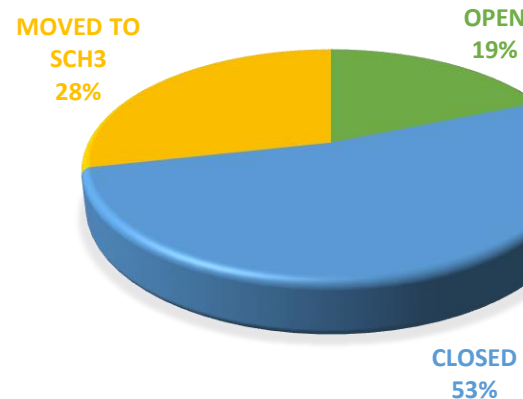
Priority Four

Placing residents and victims at centre of policing priorities.

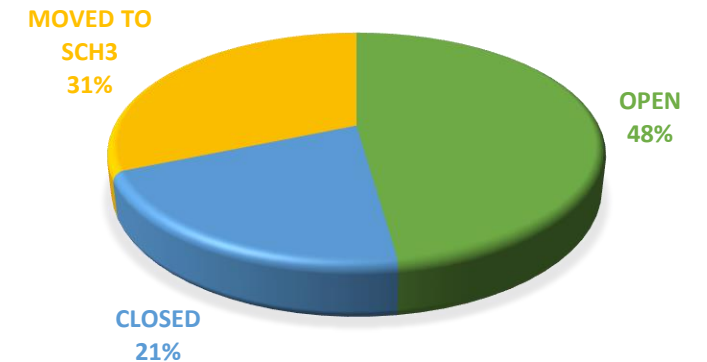
Victim Dissatisfaction December 2022



DISSATISFACTION STATUS JAN - DEC 2022



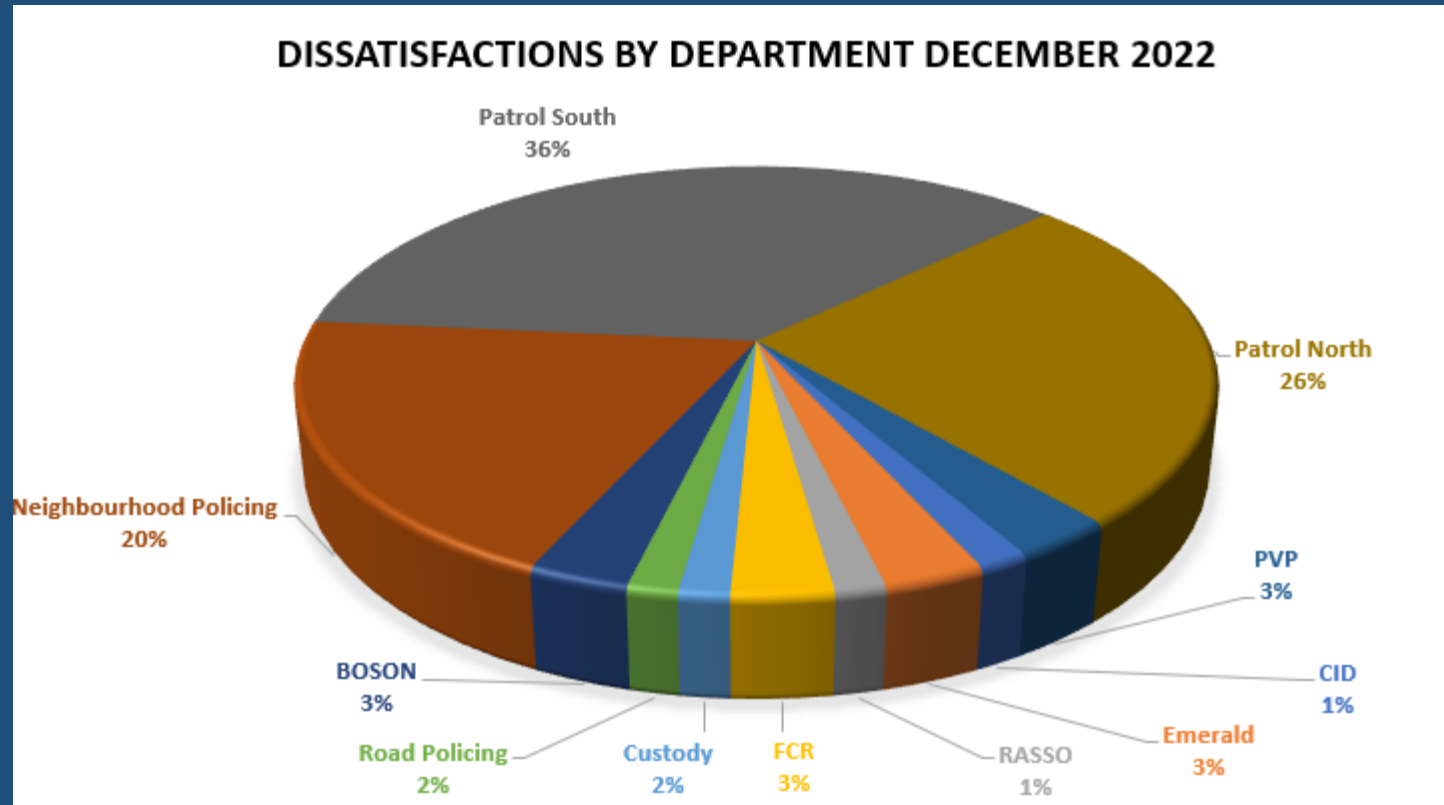
DISSATISFACTION STATUS FOR DECEMBER 2022



Victim Dissatisfaction December 2022

Priority Four

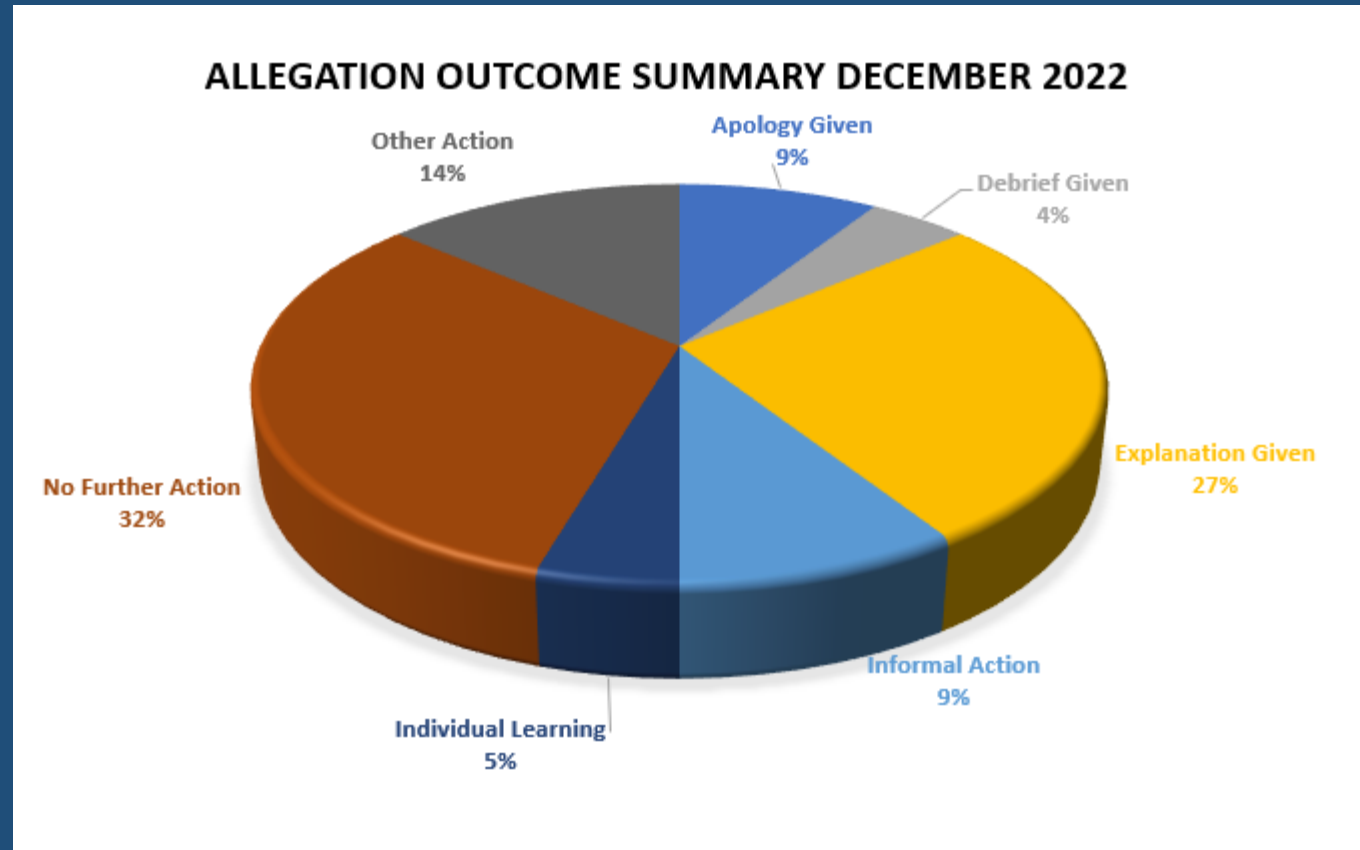
Placing residents and victims at centre of policing priorities.



Victim Dissatisfaction December 2022

Priority Four

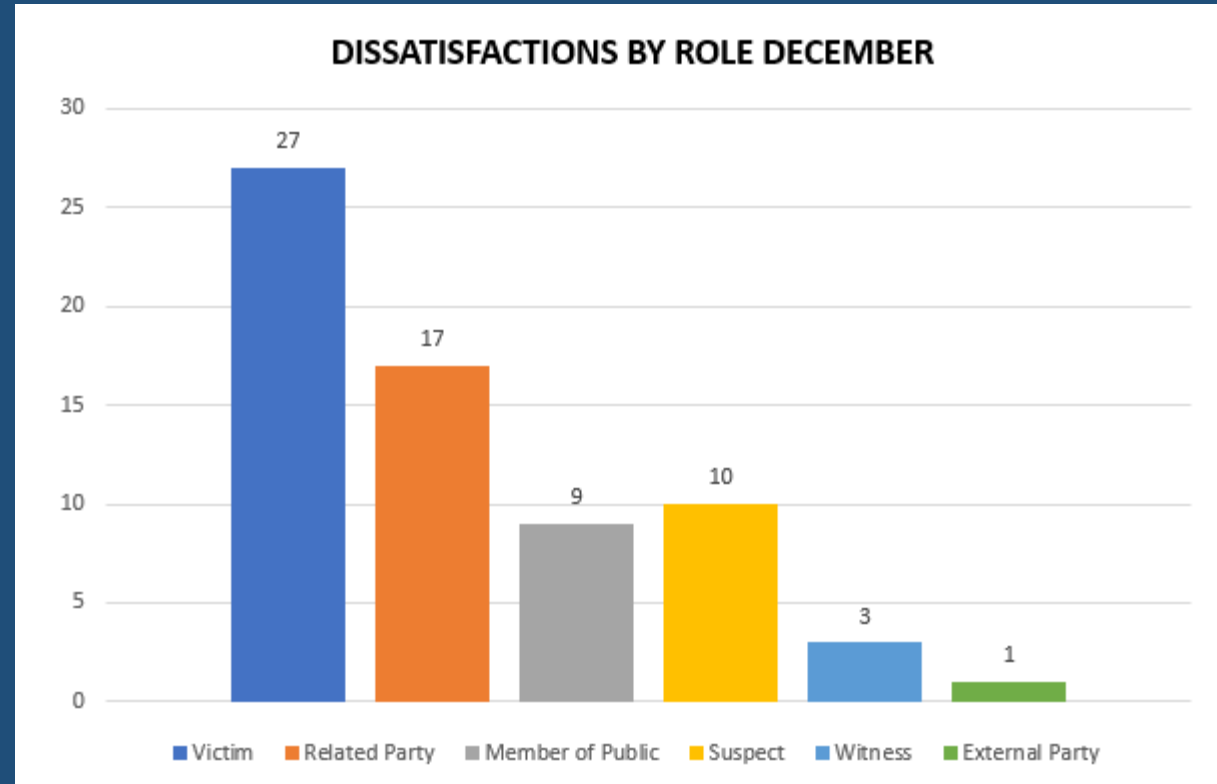
Placing residents and victims at centre of policing priorities.



Victim Dissatisfaction December 2022

Priority Four

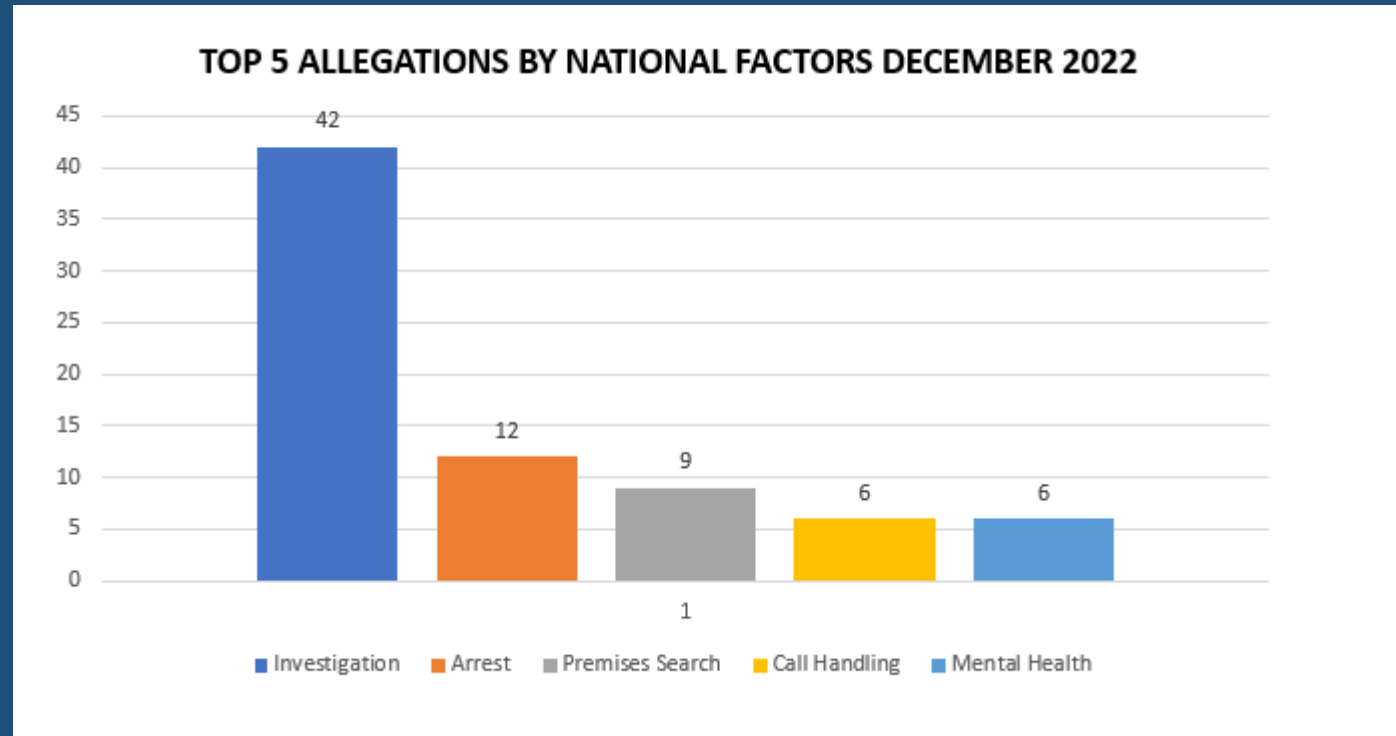
Placing residents and victims at centre of policing priorities.



Victim Dissatisfaction December 2022

Priority Four

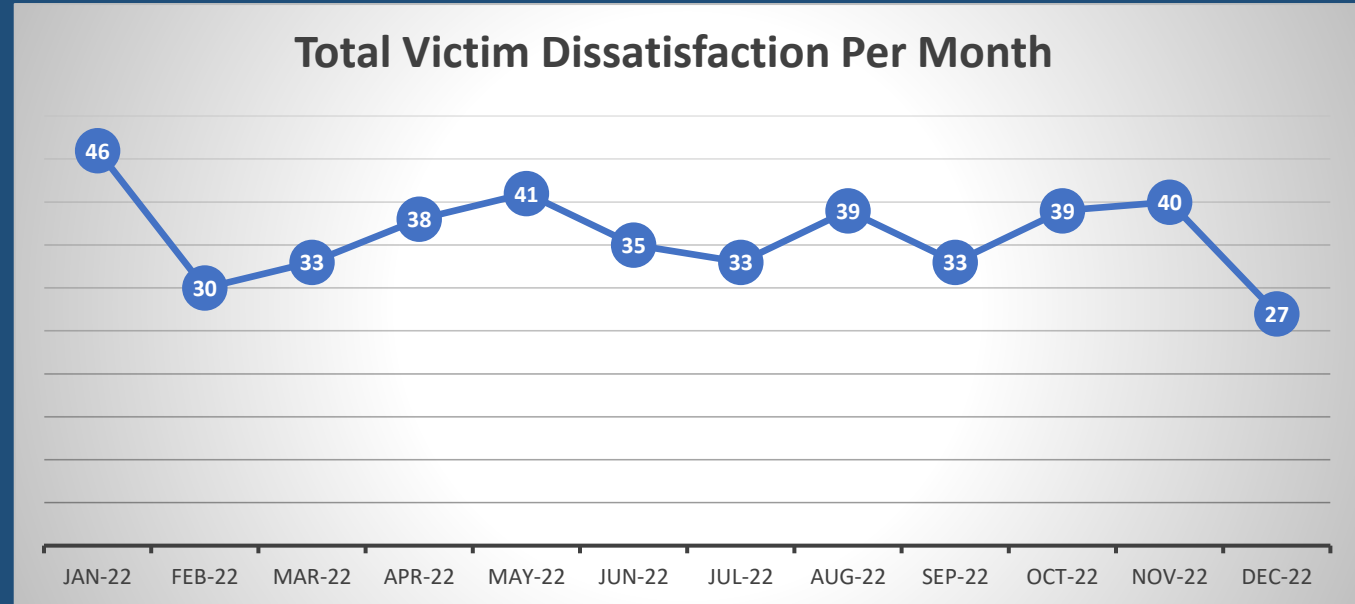
Placing residents and victims at centre of policing priorities.



Victim Dissatisfaction December 2022

Priority Four

Placing residents and victims at centre of policing priorities.



Priority Five

Multi-agency approach to community safety and crime reduction

Partnership delivery of community engagement and action

The PCC and his office attends many different partnership meetings and events:

<https://www.bedfordshire.pcc.police.uk/events/>

Priority Six

Transparency and Open Communication

The PCC has also requested for additional information to aid transparency of the Force and they fall under different headings in line with the pledge of being Transparent.

The PCC has pledged to invest to improve performance and wellbeing of staff in our Force Control Room

Force - Response times - 101 and 999 calls

9,667 - 999 call answered, 312 average per day

2,546 - 101 Priority, 82 average per day

3,556 - 101 Non Priority, 115 average per day

[999 performance data | Police.uk \(www.police.uk\)](http://www.police.uk)

Priority Six

Transparency and Open Communication

The PCC has also requested for additional information to aid transparency of the Force and they fall under different headings in line with the pledge of being Transparent.

The PCC pledged that he would ensure that appropriate services are in place for victims within the power of the OPCC.

Clare's Law

The Domestic Violence Disclosure Scheme (DVDS), also known as "Clare's Law" enables the police to disclose information to a victim or potential victim of domestic abuse about their partner's or ex-partner's previous abusive or violent offending.

Clare's Law - number of requests and average length of time to respond to requests are on the next slide.

Clare's Law Summary													
		Jan 2022	Feb 2022	Mar 2022	Apr 2022	May 2022	Jun 2022	Jul 2022	Aug 2022	Sep 2022	Oct 2022	Nov 2022	Dec 2022
Requested in Month	Total Requests	27	25	33	25	26	23	32	35	26	26	25	31
	Right to Ask	15	19	27	20	21	19	20	25	18	18	20	21
	Right to Know	12	6	6	5	5	4	12	10	8	8	5	10
	Filed	27	25	33	24	26	23	32	35	25	24	14	9
	Outstanding				1					1	2	11	22
Disclosed in Month	Right to Ask	4	5	10	6	4	8	2	5	1	3	2	
	Right to Know	2	4	5	2	1	2	1	3		2	4	1
	Disclosed outside 35 days	5	6	11	7	3	10	2	7	1	5	4	1

The PCC has also requested for additional information to aid transparency of the Force and they fall under different headings in line with the pledge of being Transparent.

Stop and Search Data (Q3) – 01/10/2022 – 30/12/2022

Priority Six

Transparency and Open Communication

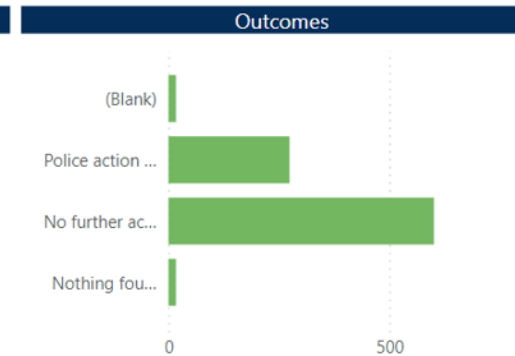
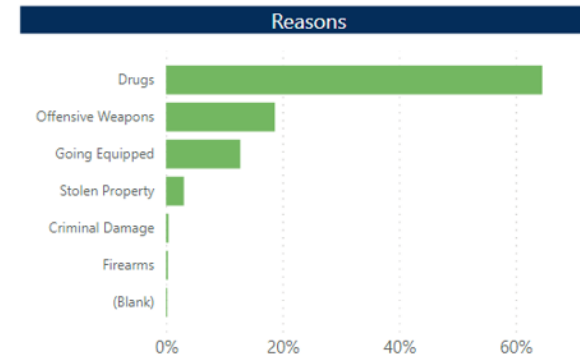
Stop searches per 1000 population			
CSP	Stops	Population	per 1000 population
▲	3		
Bedford Borough	308	169.91	1.81
Central Beds	147	280.03	0.52
Luton Borough	433	214.66	2.02
Bedfordshire	5		
Unknown CSP			
Out of Force	13		
Total	909	664.60	1.34

Reasons			
Home Office Reason	Stops	Weapons Seized	Drugs Seized
Drugs	587	7	198
Offensive Weapons	170	16	13
Going Equipped	116	3	6
Stolen Property	28		1
	1		
Firearms	3		
Criminal Damage	4	1	
Total	909	27	218

Outcomes		
Outcome Group	Stops	%
No Further Action	618	68%
Arrest	143	16%
Community Resolution	101	11%
Summons	20	2%
	17	2%
Khat or Cannabis Warning	6	1%
Caution	2	0%
Alcohol and Tobacco Seized	2	0%
Total	909	100%

The weapons seized and drugs seized counts are based on a count of searches where a weapon or drug property item has been recorded in relation to the stop search.

Level of Search		
Search Level	Stops	%
▲		
Standard Stop Search	873	96%
Removed Outer Clothing	4	0%
Exposed Intimate Body Parts	32	4%
Total	909	100%

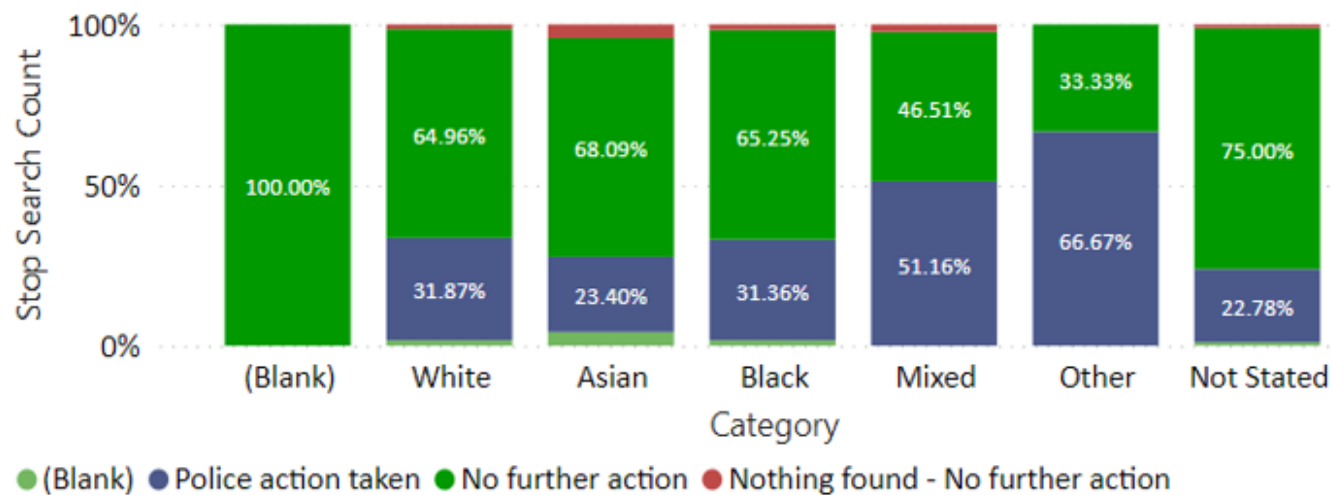


Stop and search | Police.uk (www.police.uk)

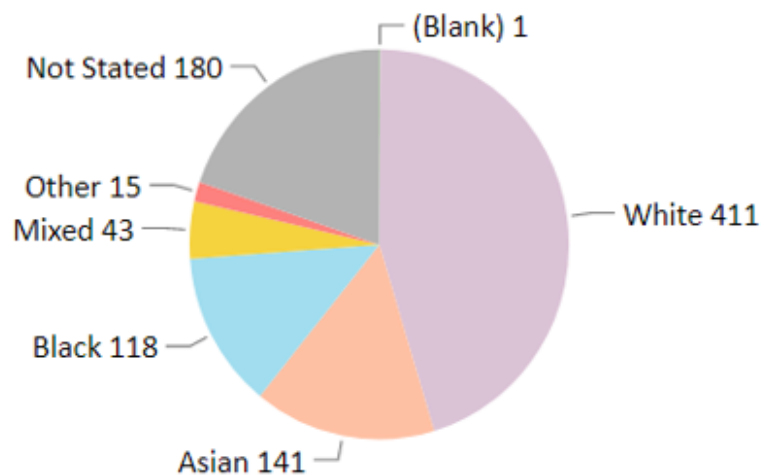
Stops per 1000 Population - Bedfordshire

Ethnic Group	Stops	Population	per 1000 population	Ratio
	1			
White	411	516,995	0.79	1.0
Asian	141	90,784	1.55	2.0
Black	118	31,702	3.72	4.7
Mixed	43	19,831	2.17	2.7
Other	15	5,289	2.84	3.6
Not Stated	180			
Total	909	664,601	1.37	1.7

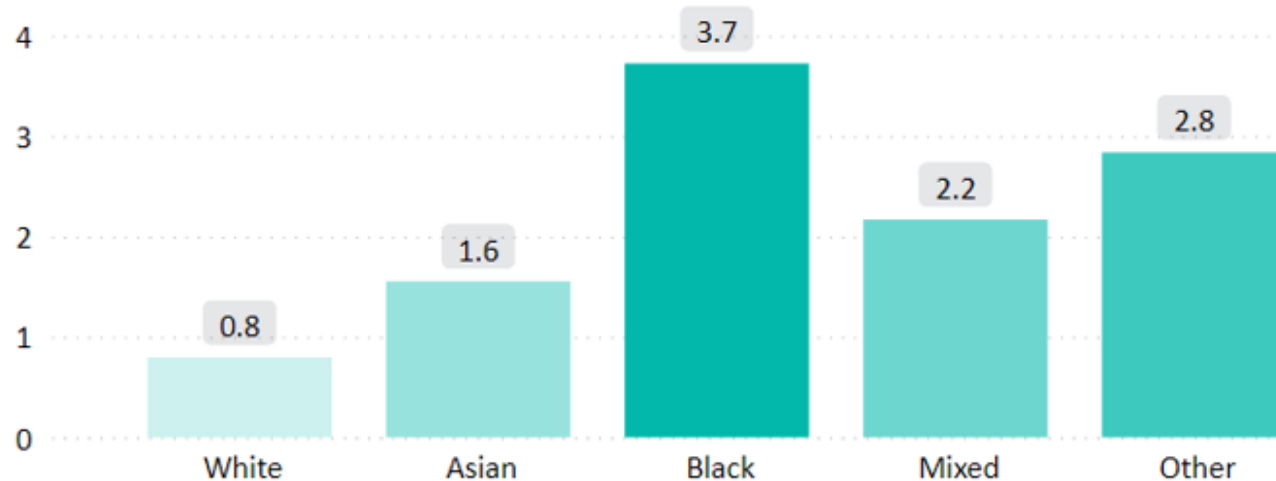
Outcomes



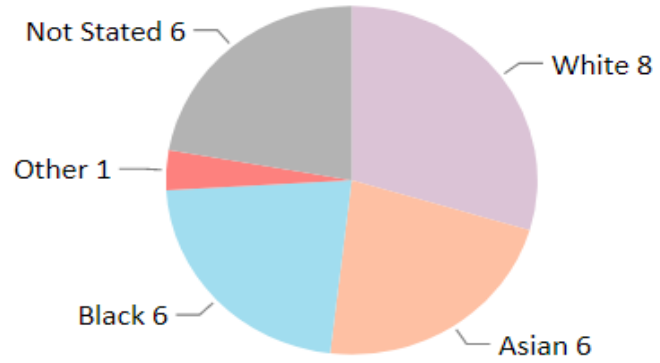
By Ethnic Group



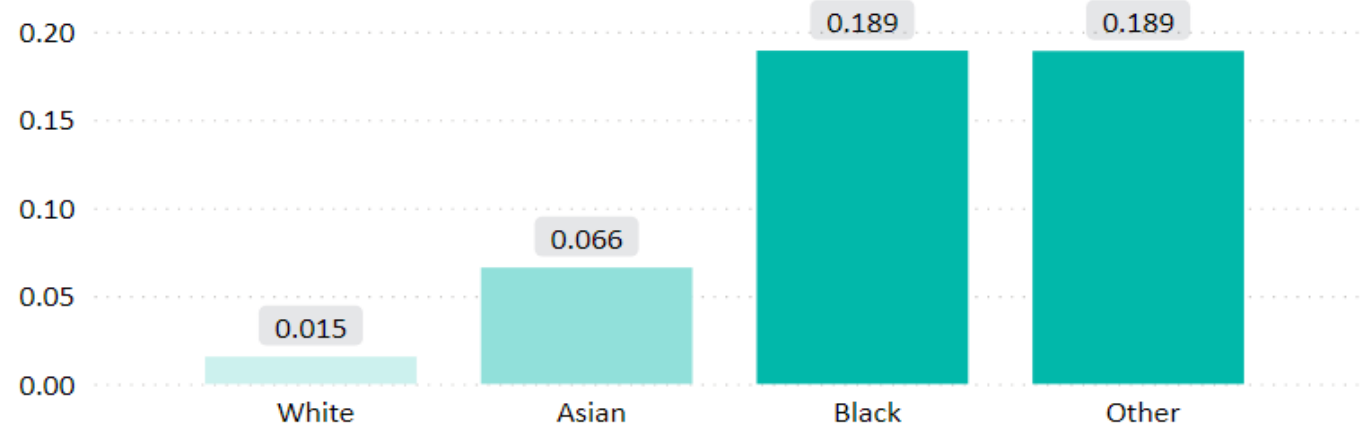
Stops per 1000 Population



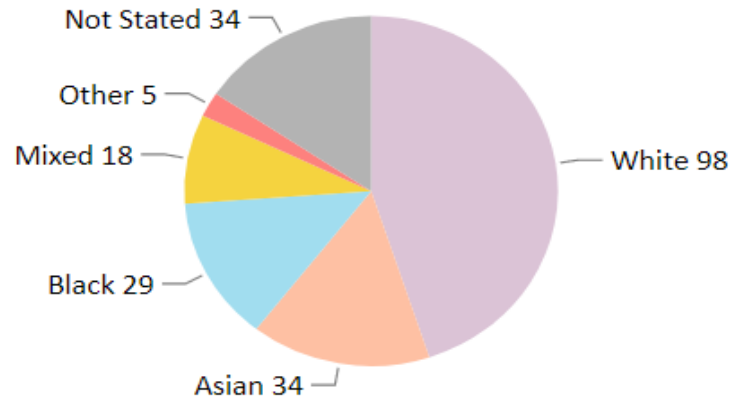
By Ethnic Group - Weapon Found



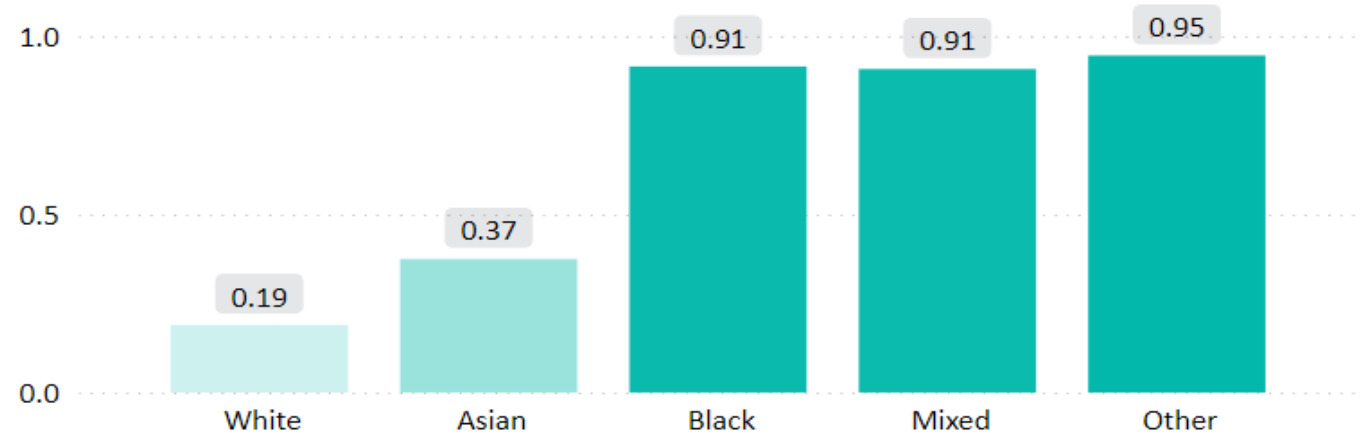
Stops per 1000 Population - Weapons Seized



By Ethnic Group - Drugs Found



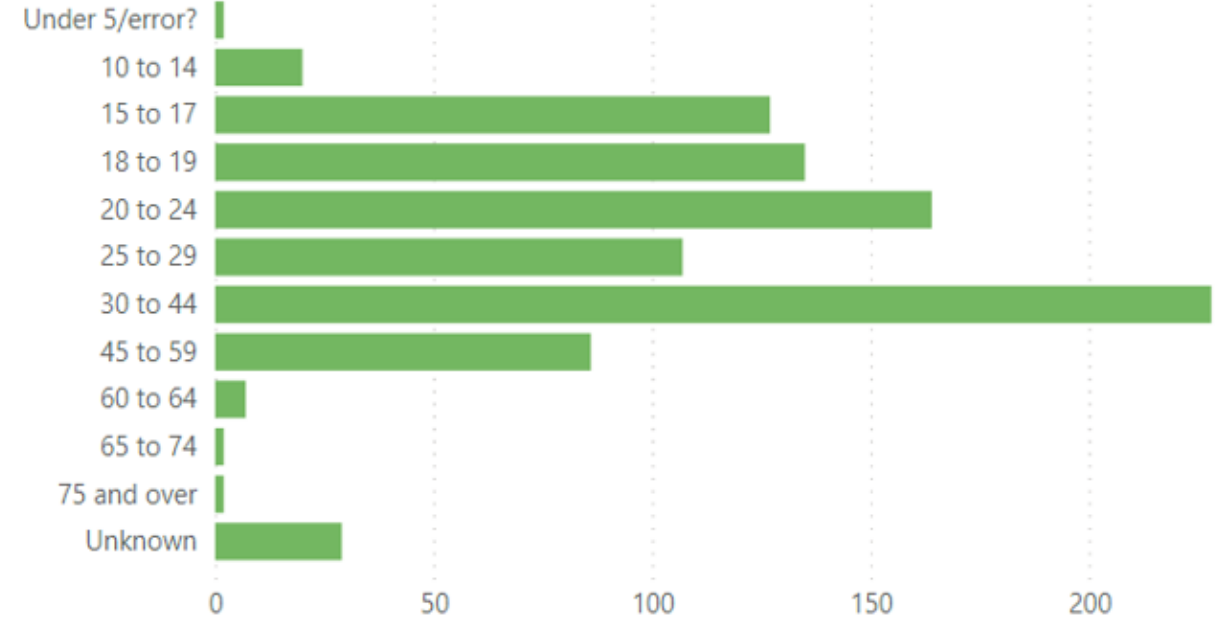
Stops per 1000 Population - Drugs Found



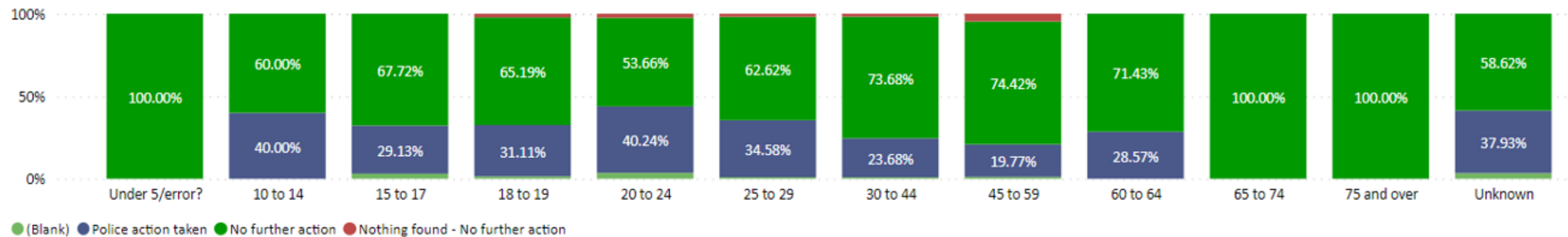
Age Bands by Ethnicity

AgeCat	White	Asian	Black	Mixed	Other	Not Stated	Total
Under 5/error?		1				1	2
10 to 14	11		5	3		1	20
15 to 17	49	18	16	13	2	29	127
18 to 19	60	29	16	11	2	16	135
20 to 24	54	37	31	6	4	32	164
25 to 29	40	23	15	4	2	23	107
30 to 44	137	24	22	5	4	36	228
45 to 59	53	8	11	1	1	12	86
60 to 64	4		2			1	7
65 to 74	2						2
75 and over	1	1					2
Unknown						29	29
Total	411	141	118	43	15	180	909

Stop Search Count by Age Band



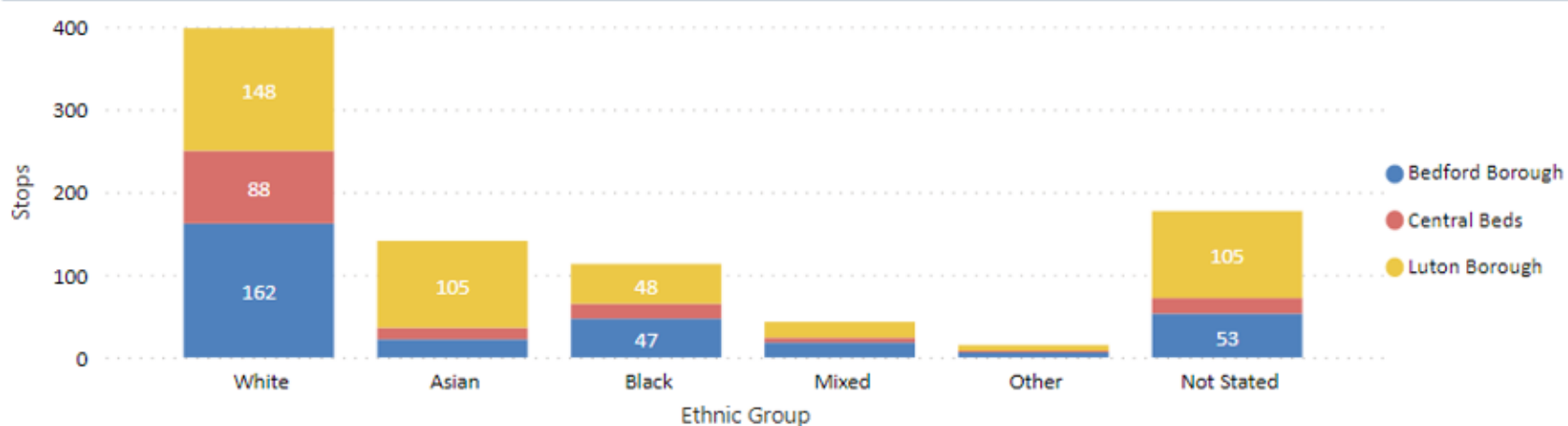
Outcomes (%) by Age



Stops per 1000 Population - Bedfordshire

Ethnic Group	Stops	Population	per 1000 population	Ratio
White	411	516,995	0.79	1.0
Asian	141	90,784	1.55	2.0
Black	118	31,702	3.72	4.7
Mixed	43	19,831	2.17	2.7
Other	15	5,289	2.84	3.6
Not Stated	180			
Total	908	664,601	1.37	1.7

% Stop Searches by CSP



Stops per 1000 Population - Luton

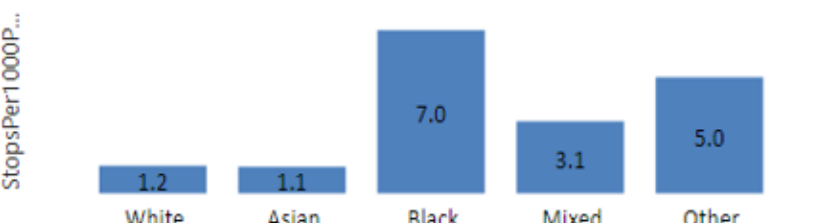
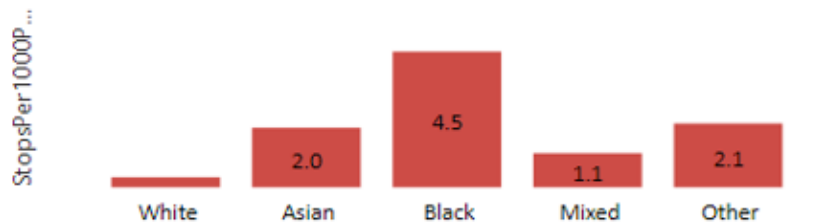

Ethnic Group	Stops	Population	per 1000 population	Ratio
Black	48	21,032	2.28	1.8
Other	7	3,148	2.22	1.8
Mixed	19	8,748	2.17	1.7
Asian	105	64,389	1.63	1.3
White	148	117,342	1.26	1.0
Not Stated	105			
Total	432	214,659	2.01	1.6

Stops per 1000 Population - Central

Ethnic Group	Stops	Population	per 1000 population	Ratio
White	88	262,792	0.33	1.0
Asian	14	7,048	1.99	5.9
Black	18	3,978	4.52	13.5
Mixed	6	5,272	1.14	3.4
Other	2	940	2.13	6.4
Not Stated	19			
Total	147	280,030	0.52	1.6

Stops per 1000 Population - Bedford

Ethnic Group	Stops	Population	per 1000 population	Ratio
White	162	136,861	1.18	1.0
Asian	22	19,348	1.14	1.0
Black	47	6,692	7.02	5.9
Mixed	18	5,811	3.10	2.6
Other	6	1,201	5.00	4.2
Not Stated	53			
Total	308	169,913	1.81	1.5



Priority Seven

National Contributions

The PCC is fully engaged with his National Contributions and releases press releases in line with this:

<https://www.bedfordshire.pcc.police.uk/news/>