

Office of the Police and Crime Commissioner Information Document May 2023

Author: Office of the Police and Crime Commissioner
Sign Off – Force Exec : Rachael Glendenning

Executive Summary:

PCC Festus Akinbusoye has pledged to make information readily available for the public to review to try and reduce the number of FOIs received by the OPCC and Force. This will go beyond which is required in the Specified Information Order.

The PCC has asked the Force Exec to provide information so that the OPCC can publish this information on the website – this was agreed 01.07.2021 during Delivery and Beating Crime Board that the Force would provide the information required.

The document has been updated to show members of the public, how the information links in with the Police and Crime Plan.

Specified Information Order

Police and Crime Commissioners (PCCs) are required to publish certain information to allow the public to hold them to account.

Section 11(1) and (2) of The Police Reform and Social Responsibility Act 2011 requires an elected local policing body to publish any information specified by the Secretary of State by order.

The Elected Local Policing Bodies (Specified Information) Order 2011 ('the Order') sets out the information that must be published. Guidance on the order is published on gov.uk - [Guidelines for PCCs on publishing information - GOV.UK \(www.gov.uk\)](#)

Specified
Information
Order

<https://www.bedfordshire.pcc.police.uk/specified-information-order/>

Specified Information Order

The Elected Local Policing Bodies (Specified Information) (Amendment) Order 2021 ('the amending Order), which will come into force on 31 May 2021 provides that information relating to the force's performance against the Government's national priorities for policing.

National priorities for policing

The national priorities for policing are specified in the Police and Crime Measures:

- reduce murder and other homicide;
- reduce serious violence;
- disrupt drugs supply and county lines;
- reduce neighbourhood crime;
- tackle cyber crime;
- and improve satisfaction among victims with a particular focus on victims of domestic abuse.

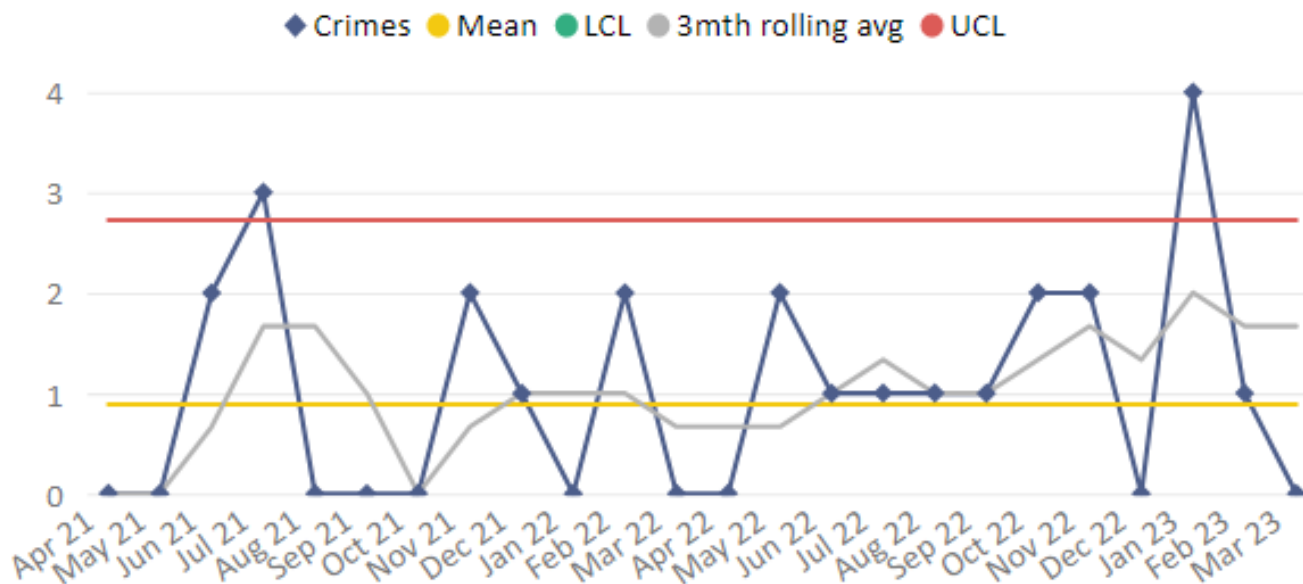
Measure Summary

Local Measures	Trend / Outlook	Benchmark
Police recorded Homicide offences	Deterioration	42th / 42

Planned Action to Drive Performance

1. Internal review has been undertaken to understand the nature of Beds Homicide offending.
2. PRUM trial – Op Swift – We have now commenced a trial of sending unidentified fingerprints to the immigration database followed by countries signed up to the Prum agreement. 14 cases in the initial trial including 3 X MCU investigations and 11 serious violence cases.

Recorded Crime Trend



Comments

1. Five Homicides recorded in Q4, four of which were reported in February going above the UCL, averaging two per month.
2. End of year recording 15 crimes, up on the previous year. Solved crime rate up 50% end of year on last year.

Financial Quarter	Crimes
2022/23 - Q1	3
2022/23 - Q2	3
2022/23 - Q3	4
2022/23 - Q4	5
Total	15

Caveat: this data is based on local Bedfordshire force data and may not match nationally published data (police.co.uk or published stats from HO)

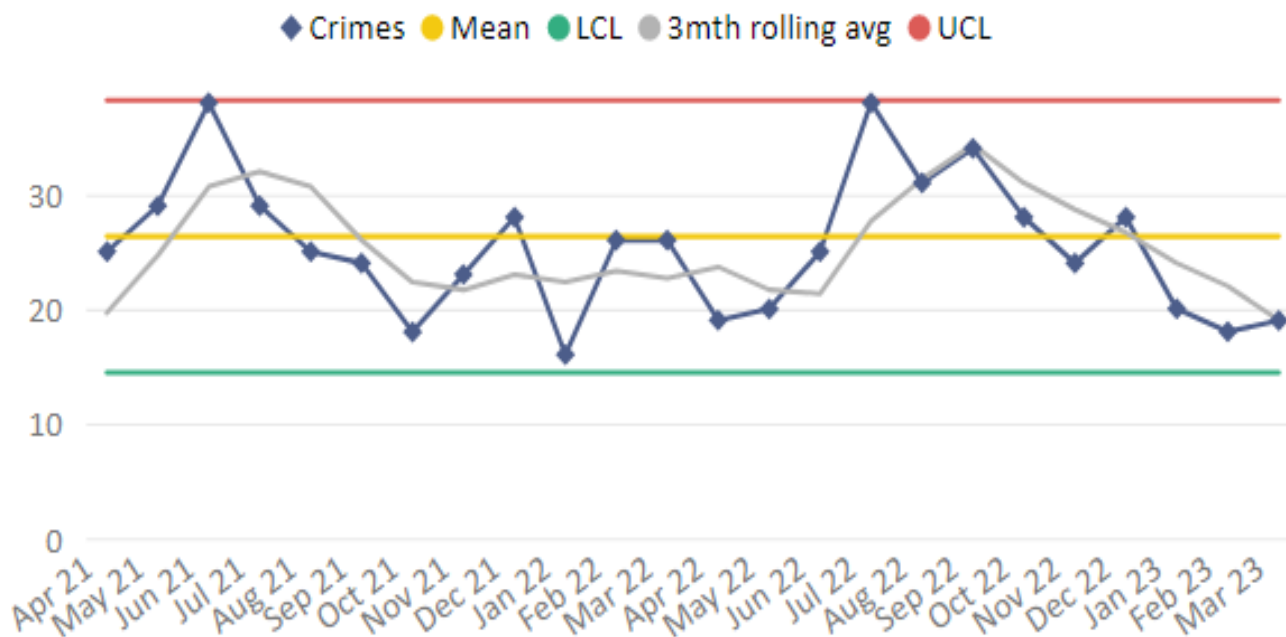
Measure Summary

Local Measures	Trend / Outlook	Benchmark
Police recorded Most Serious Violence offences	Improving / Improving	15 th / 42
Solved Crimes	Improving	5 th / 42

Planned Action to Drive Performance

1. HO funding application to continue Op Rowan, under Grip has been submitted.
2. Problem profile around the NTE in Bedfordshire’s key town has been completed and a performance framework to evaluate outcomes is being developed.
3. Boscawen continue to focus on proactive deployment to manage gang issues across the county, with particular focus around Luton with the deployment of Op Sparkler resources.

Recorded Crime Trend



Comments

1. Most Serious Violence levels have reduced during Q4 (22/23), lowest quarter this year. Average 19 crimes per month, below average for the year.
2. Downward trend since Sept 22, end years down on the previous year. Solved crime rates up 12.4% on the previous year.

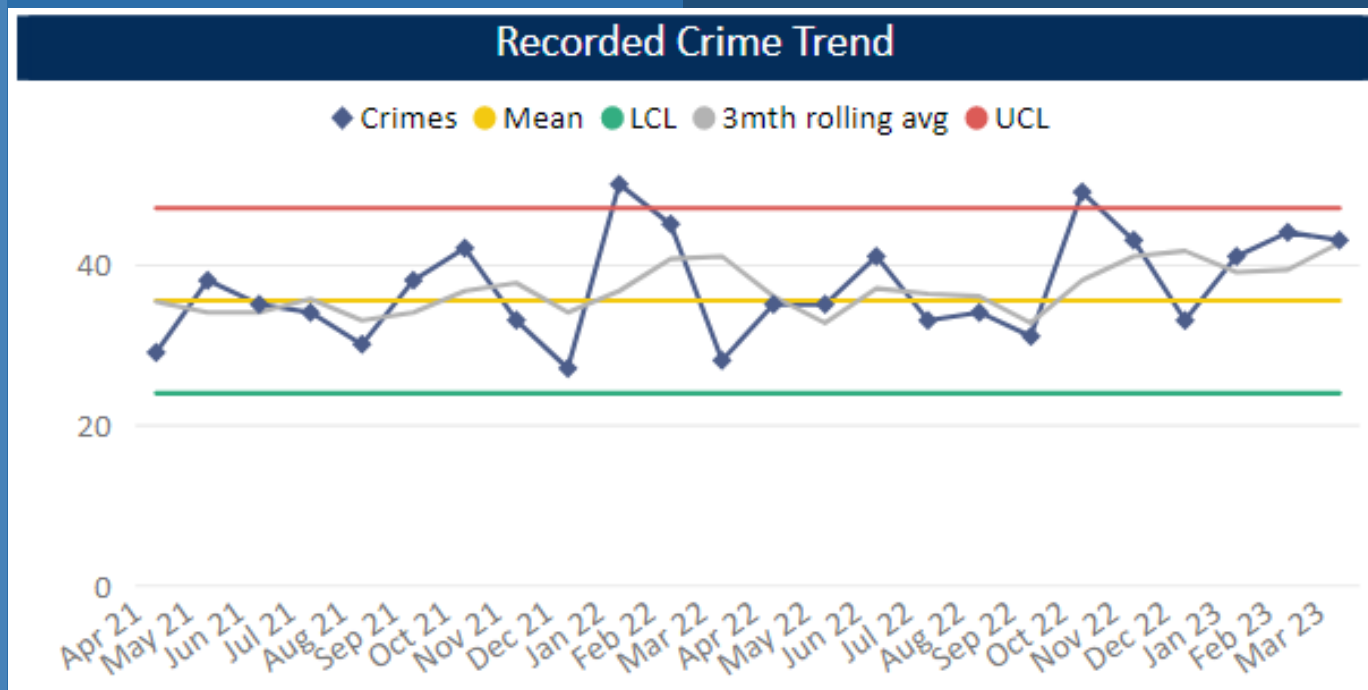
Financial Quarter	Crimes
2022/23 - Q1	64
2022/23 - Q2	103
2022/23 - Q3	80
2022/23 - Q4	57
Total	304

Caveat: this data is based on local Bedfordshire force data and may not match nationally published data (police.co.uk or published stats from HO)

Measure Summary

Local Measures	Trend / Outlook	Benchmark
Number of Drug Trafficking offences	Increasing	27 th / 42

Trafficking of Drugs



Planned Action to Drive Performance

1. County line intensification week took place 27th – 3rd March
2. Op Costello dedicate team continues to enforce on large scale drug activity, with key focus on the professional enablers.
3. Work continues around the Drugs and Alcohol Needs Assessment, including involvement in the Police Drug Diversion Evaluation.

Comments

1. Quarter 4 recorded 128 Trafficking of Drugs offences, averaging 43 crimes per month. Year ending with 462 crimes, up on 21/22.
2. Bedfordshire currently has 27 OCG's, up one on last quarter and, 2 Priority Individuals, along with 18 (previously 20) local groups operating 62 County Lines, noting a 26.5% increase on Q3 and 7 street gangs (previously 10 in Q3).

Financial Quarter	Crimes
2022/23 - Q1	111
2022/23 - Q2	98
2022/23 - Q3	125
2022/23 - Q4	128
Total	462

Measure Summary

Local Measures	Trend / Outlook	Benchmark
Police recorded Residential Burglary offences	Improving	18 th / 42
Police recorded Vehicle Crime offences	Deterioration	37 th / 42
Police recorded Personal Robbery offences	Stable	35 th / 42
Police recorded Theft from Person offences	Stable / Deterioration	30 th / 42

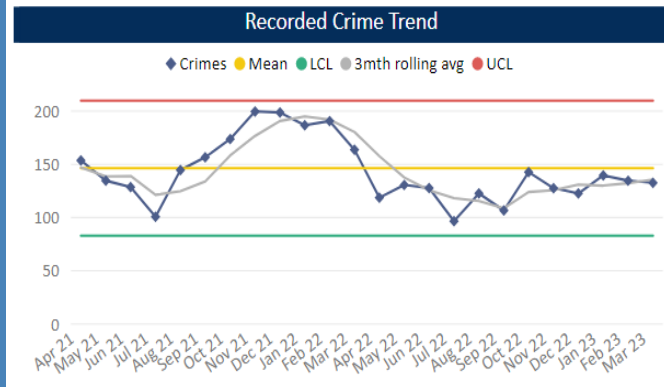
Planned Action to Drive Performance

- Op FORESIGHT deployed additional resources around the Galaxy Centre Luton Town Centre.
- Op CRUSH targeting Robberies and ASB in Houghton Regis and Dunstable. Robbery Wanted Suspect Trial – Use of Daily Management Meetings to fast track robbery offender arrests.
- Suspect Imagery Improvement - Agreement from the DMO to deliver a Subject Imagery Database (SIDs) for Beds, Cambs and Herts. This will deliver in Autumn 2023 and significantly boost the tri-force's ability to solve crime through enhanced ability to identify offenders and linked series. This system will allow for all images to be retained and reviewed by offence type and location.

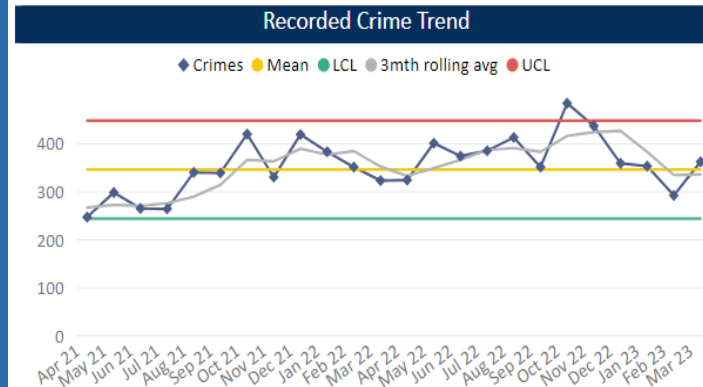
Comments

- Quarter 4 recorded 405 Residential Burglaries averaging 135 crimes a month. Year ending 429 fewer victims compared to last year. Currently sitting below our MSF average. Currently sitting 4th for solved crime, 1st in MSF.
- Reduction in Vehicle Crime during Q4, with 273 fewer victims compared Q3, year ends up on the previous year.
- Slight increase in Personal Robbery end of Q4 compared to Q3, averaging 46 crimes per month, slight increase overall end of 22/23.
- 137 Theft from a Person during Q4, highest quarterly in 22/23. Averaging 42 crimes per month. Year ends up on last

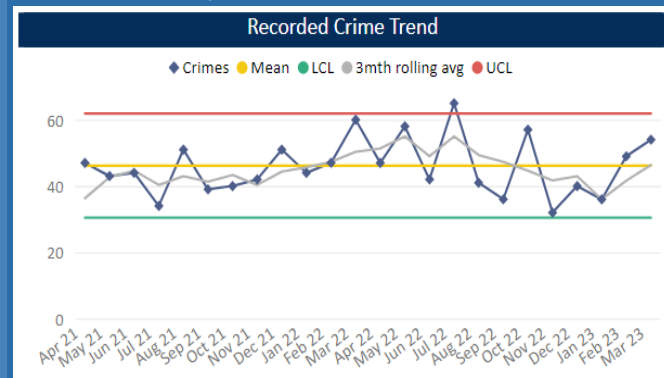
Burglary Residential



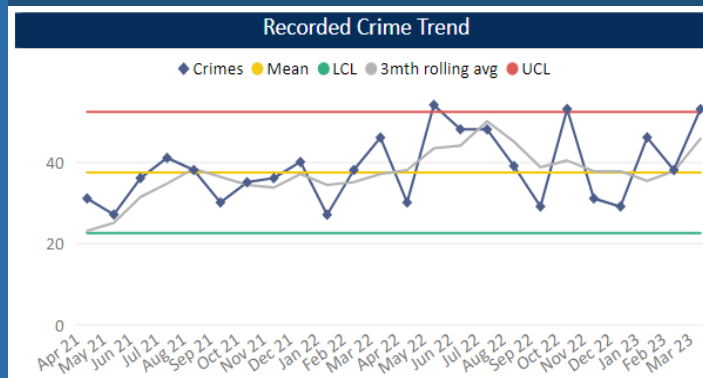
Vehicle Crime



Personal Robbery



Theft from Person

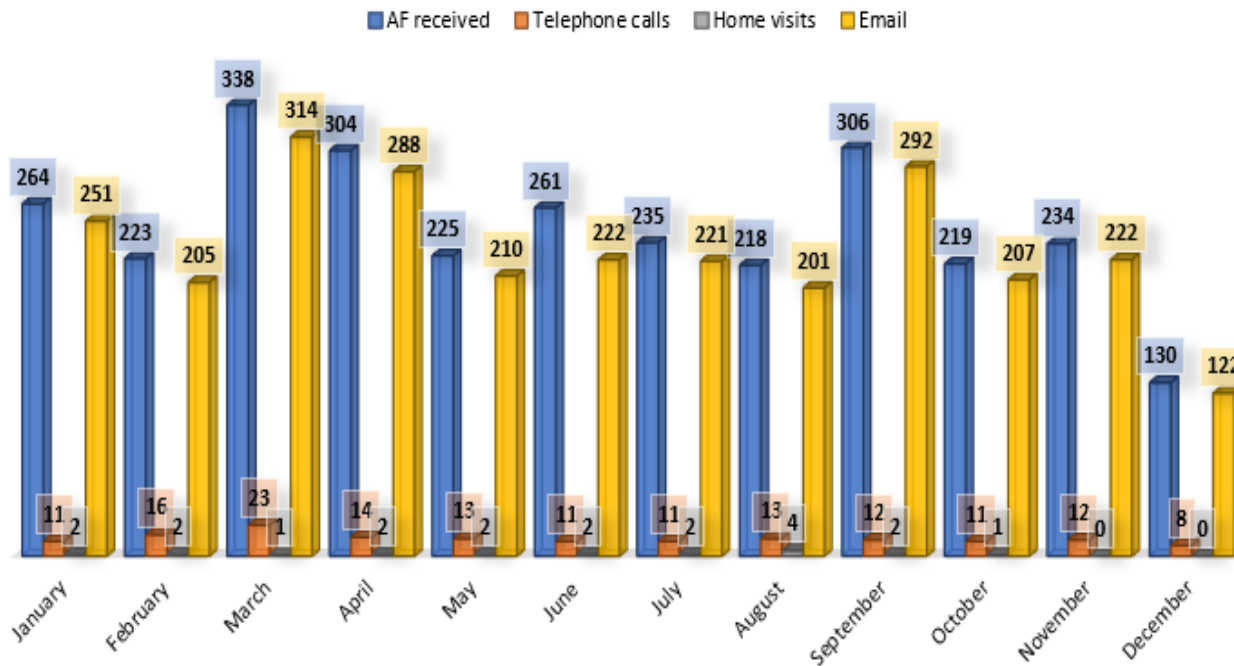


Caveat: this data is based on local Bedfordshire force data and may not match nationally published data (police.co.uk or published statistics)

Measure Summary

Local Measures	Trend / Outlook	Benchmark
Investigate 100% of all cyber dependant crime disseminated to forced	Stable [100%]	Not available
Provide 100% of all cyber dependant crime victims with specialist advice	Stable [100%]	Not available
Action Fraud offences	Stable [100%]	Not available

ACTION FRAUD [CYBER ENABLED]



Update not available

Planned Action to Drive Performance

1. The continuation of Cybercrime prevention advice and specialist support to both the business sector, and individual victims of crime.
2. Fraud Peer Review – This was completed by the City of London Police and will form a spot light in Crime and PPU. Learning identified to allow us to improve across the force.
3. Serious Fraud Investigation Unit - engaged in Op HEHOUSE initiative relating to Prevent / Pursue in February.
4. Nationwide City of London Police (CoLP) led operation targeting disruption of nominals and fraud. Successful application for bid of allocated funding of over £10,000.

Comments

1. DFU opened 362 digital forensic cases, examined 833 devices, currently have 162 backlog cases and 521 backlog devices.
2. Serious Fraud Investigation Unit - 12 x PACE warrants applied for of which five have been executed. 6 x arrests and interviews, 2 x Voluntary interviews. Increase of two more detectives and a dedicated Inspector Introduction of the Fraud Triage Matrix - triage process of crimes across the force area. A review of Call For Service (CFS) protocol is being reviewing to improve the recording of calls to the appropriate agencies i.e. police / action fraud.

Measure Summary		
Local Measures	Trend / Outlook	Benchmark
Overall Victim Satisfaction Rate		Not available
Hate Crime Victim Satisfaction Rate		Not available
Violent Crime Victim Satisfaction Rate		Not available
Burglary Victim Satisfaction Rate		Not available

For satisfaction information please look at slide 27 to 35

Planned Action to Drive Performance
1. Internal restructure of the crime investigation supervisory regime to ensure we keep improving the standards of investigation in crime, and review our compliance with the Victims Code.
2. VEO embedded within our PPU will undertake weekly DA surveys, going forward.
3
4

Comments
1 No comments passed to the OPCC
2

Specified Information Order

HMICFRS reporting

The amending Order requires PCCs to publish the most recent HMICFRS force-level report on the effectiveness, efficiency and legitimacy of the police force.

The Order requires that PCCs publish the PEEL report for their force on their website, within one calendar month of its publication by HMICFRS.

<https://www.bedfordshire.pcc.police.uk/hmic-reports/>

Outstanding	Good	Adequate	Requires improvement	Inadequate
Managing offenders	Preventing crime	Protecting vulnerable people	Investigating crime	
	Treatment of the public		Responding to the public	
	Developing a positive workplace			
	Good use of resources			

Specified Information Order

Complaints handling

The Order provides that PCCs must publish the most recent IOPC quarterly complaints data for their force and the IOPC annual statistics report, alongside a narrative setting out how the PCC is holding the chief officer to account, and the PCC's assessment of their own performance in carrying out their other complaints handling functions.

Holding the chief officer to account

It is recommended that the narrative should include:

- How the force is measuring complainant satisfaction.
- Progress updates on implementing relevant recommendations made by the IOPC and/or HMICFRS in relation to complaints handling, or where recommendations were not accepted an explanation as to why.
- A summary of any mechanisms put in place to identify and act on themes or trends in complaints.
- A summary of systems in place to monitor and improve performance in the timeliness of complaints handling.
 - The number of written communications issued by the force under regulation 13 of the Police (Complaints and Misconduct) Regulations 2020 where an investigation has not been completed within a “relevant period”.
- Quality Assurance mechanisms in place to monitor and improve the quality of its responses to complaints.
- Details of the administrative arrangements the PCC has put in place to hold the chief constable to account for complaints handling e.g. frequency of meetings and a summary of discussions.

Specified
Information
Order

Complaints handling

<https://www.bedfordshire.pcc.police.uk/complaints-handling/>

<https://www.bedfordshire.pcc.police.uk/holding-force-to-account/>

Priority One

Investment in community-based and community led policing for urban and rural areas.

The PCC has pledged to invest in community-based and community-led policing. The PCC wishes for his office to publish the monthly figures of officers within the community team.

Community Policing Numbers:

	Inspector		Sergeant		Constable		PCSO	
	Budget	Actual	Budget	Actual	Budget	Actual	Budget	Actual
Hubs	6	6	14	10	67	57	47	35
Rural	0	0	1	1	9	8	1	1
Community Cohesion	0	0	1	1	2	3	3	2
Community Enforcement Team	0	0	1	1	9	7	0	0
Total	6	6	17	13	87	75	51	38

Priority One

Investment in community-based and community led policing for urban and rural areas.

The PCC has pledged to invest in community-based and community-led policing. The PCC wishes for his office to publish the monthly figures of officers within the community team.

Community Hubs

Hub	Sgts	PCs	PCSOs
North Rural	1/1	5/5	5/7
North Urban	3/3	13/13	5/6
Central North	1/2	6/8	6/7
Central South	2/3	13/17	5/7
Luton South, East and T/C	2/3	11/12	8/12
Luton North, West & Central	1/2	9/12	6/8
Total	10/14	57/67	35/47

Priority One

Investment in community- based and community led policing for urban and rural areas.

The Special Constabulary is a force of warranted, uniformed volunteer police officers. A key strength is that these volunteer officers are warranted constables, with all the powers of a regular police officer. Special constables' integration in the local communities in which they live, work and serve is a further strength, helping to build links between policing and communities.

We currently have established Special Constables in the following areas.

April 2023

Bedfordshire Police currently has 79 Special Constables.

- Hours Completed April 2023 1868

Priority One
Investment in
community-
based and
community led
policing for
urban and rural
areas.

Special Constabulary

Special Constabulary Total = 79

Community North = 10

Community South = 21 (inc LIA & Op Meteor) 20

Response North = 25

Response South = 14

Initial Training = 0

PATHWAY

PVP 1 officer 1

CMIT 1 officer 1

CiP 1 officer 1

RPU 3 officers 3

Dogs trial ongoing – under review 1 officer

Hours in April = 1868

Priority Two

Recruitment and retention of police officers

Recruitment and Retention Numbers:

Police and Crime Commissioners have statutory responsibilities for delivering an efficient and effective police service. Our efficiency and effectiveness improves when the right level of resources are available and maximised.

The PCC wishes for his office to publish the monthly figures of the recruitment of officers.

POLICE OFFICER ACTUAL STRENGTH (FTE) vs BUDGETED ESTABLISHMENT (FTE) by RANK - FULL FORCE

30/04/2023

Includes Op Kenova Officers - as per HO counting rules

BEDFORDSHIRE	CONS	SGT	INSP	C/INSP	SUPT	C/SUPT	ACPO	TOTAL
Home Force	974.5	127.1	46.0	17.0	11.0	3.0	2.0	1180.6
Collaborated Share	123.5	50.8	9.0	3.0	0.0	2.0	0.0	188.3
ERSOU/CTP share	43.8	9.0	4.0	0.0	0.0	2.0	0.0	58.8
TOTAL STRENGTH	1141.8	186.9	59.0	20.0	11.0	7.0	2.0	1427.7

Budgeted Establishment	1110.0	197.0	73.0	25.0	9.0	5.0	4.0	1423.0
<i>Variance to Actual</i>	<i>31.8</i>	<i>-10.1</i>	<i>-14.0</i>	<i>-5.0</i>	<i>2.0</i>	<i>2.0</i>	<i>-2.0</i>	<i>4.7</i>

* awaiting 23/24 Budgeted Establishment figures from Beds Finance

Note:

Actual Strength figures taken from HR system (i-Manage) - substantive rank

Budgeted Establishment figures as provided by Finance Departments for the financial year

Beds Strength Includes Op Kenova Officers - as per HO counting rules

Career Break	External Secondment	FULL FORCE STRENGTH
5.6	3.0	1436.2

Note: Home Office/Uplift counting includes CB (i.e. Strength 1433.2)

Priority Two

Recruitment and retention of police officers

Recruitment and Retention Numbers:

The PCC has made an Equality Commitment and will work with representing bodies that support diverse groups within the Force to ensure we pick up on the earliest signs of discrimination and exclusionary practices which impact on disproportional outcomes in areas such as recruitment, promotions, career progression, disciplinaries and dismissals. The aim will be to address any identified disproportionality of outcomes for all of our staff.

The PCC wishes for his office to publish the monthly figures of the diversity of officers.

Priority Two

Recruitment and retention of police officers

Recruitment and Retention Numbers:

Position Category	Total Starters Headcount March	Starters (people from ethnic minority backgrounds) Headcount March		Starters Female Headcount March		Starters Under 24 Headcount March		Starters 45+ Headcount March		Starters (Declared Disability) Headcount March	
Officer	1	0	0.00%	0	0.00%	0	0.00%	1	100.00%	0	0.00%
Staff	13	0	0.00%	8	61.54%	2	15.38%	5	38.46%	3	23.08%
Special	1	1	100.00%	1	100.00%	1	100.00%	0	0.00%	0	0.00%
SUM:	15	3	20.00%	9	60.00%	3	20.00%	6	40.00%	3	20.00%

Position Category	Total Leavers Headcount March	Leavers (people from ethnic minority backgrounds) Headcount March		Leavers Female Headcount March		Leavers Under 24 Headcount March		Leavers 45+ Headcount March		Leavers (Declared Disability) Headcount March	
Officer	10	1	10.00%	2	20.00%	0	0.00%	2	20.00%	2	20.00%
Staff	11	0	0.00%	7	63.64%	1	9.09%	5	45.45%	4	36.36%
Special	0	0	0.00%	0	0.00%	0	0.00%	0	0.00%	0	0.00%
SUM:	21	1	4.76%	9	42.86%	1	4.76%	7	33.33%	6	28.57%

Priority Two

Recruitment and retention of police officers

Recruitment and Retention Numbers:

The PCC has made an Equality Commitment and will work with representing bodies that support diverse groups within the Force to ensure we pick up on the earliest signs of discrimination and exclusionary practices which impact on disproportional outcomes in areas such as recruitment, promotions, career progression, disciplinaries and dismissals. The aim will be to address any identified disproportionality of outcomes for all of our staff.

The PCC wishes for his office to publish the monthly figures of the diversity of officers.

The PCC wants young people to have a direct say in how we utilise resources to support them in making safe spaces across Bedfordshire. This work will link with the delivery of the Violence and Exploitation Reduction Unit (VERU) that the PCC will continue to perform the governance and oversight role for.

Priority Three

Tackling the causes of crime and breaking the cycle of re-offending

Overview

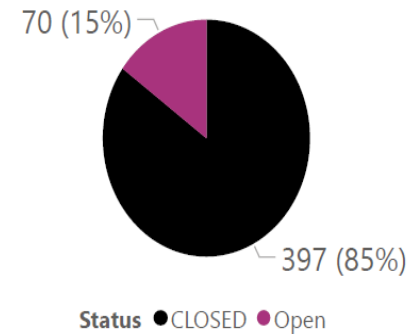
Total no. of referrals

467

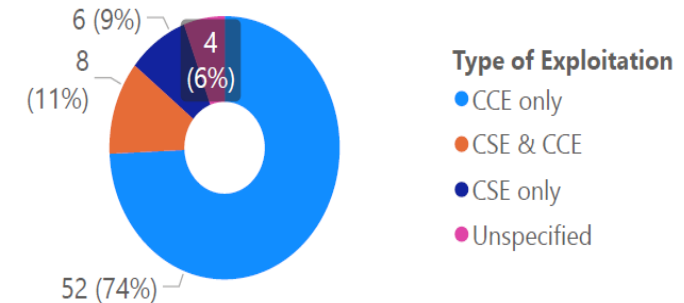
No. of open referrals

70

Total referrals by status

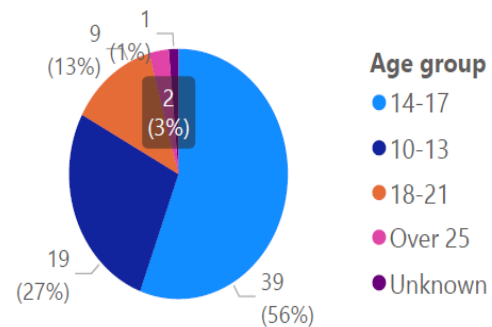


Open referrals by exploitation type

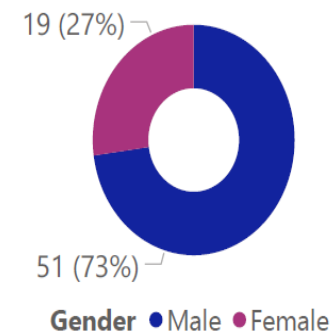


Demographic Characteristics

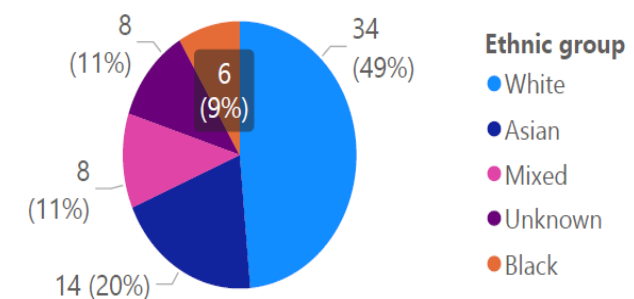
Open referrals by age group



Open referrals by gender



Open referrals by ethnic group

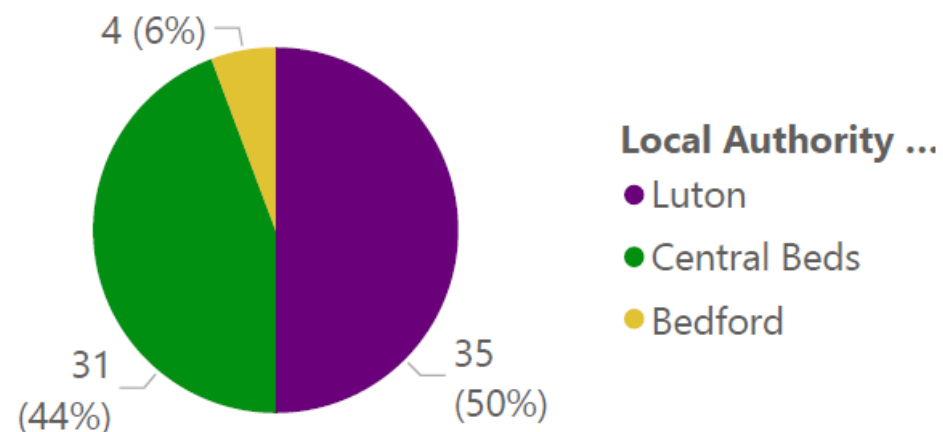


Referral Sources

Referrals have come from various agencies across the county. The pie chart shows a breakdown of open cases by local authority area of the young person or parent. Referrals have come from:

- | | |
|---|----------------------|
| BOSON/Bedfordshire Police | Housing Associations |
| MAGPAN (Multi Agency Gang Panel) | Schools |
| Children Services across all local authorities | Early Help |
| Safeguarding teams across the county | |
| Serious Youth Violence Panel | |
| CAMHS (Child and Adolescent Mental Health Services) | |

Open referrals by local authority of YP



Schools

66%

Of the open referrals attend a school or college within Bedfordshire

6%

Of the open referrals attend an alternative provision including evolve learning

4%

Of the open referrals are unspecified, unknown or education is not applicable to the referral

16%

Of the open referrals are not in education, employment or training (NEET)

Priority Four

Placing residents and victims at centre of policing priorities.

Bedfordshire Victim Care Services (BVCS) offers free and confidential support to anyone affected by crime whether it has been reported to the police or not.

BVCS has been commissioned and funded by the Police & Crime Commissioner for Bedfordshire, to help and support victims of crime to cope and recover from their experience and ensure they receive their entitlements under the Code of Practice for Victims of Crime. <https://www.bedfordshirevcs.com/>

	Jul-22	Aug-22	Sep-22	Oct-22	Nov-22	Dec-22
Referrals received						
Force referrals	678	767	623	723	605	449
BVCS proactive referrals	212	12	0	0	0	0
Action Fraud referrals	2	1	0	1	0	0
BTP referrals	11	17	14	13	11	14
Other Agency referrals into service	6	4	10	18	9	5
Self referrals	19	14	9	13	15	11
Total number of referrals	928	815	656	768	640	479

	Jan-23	Feb-23	Mar-23
Referrals received			
Force referrals	505	428	580
BVCS proactive referrals	50	70	0
Action Fraud referrals	0	2	1
BTP referrals	23	23	24
Other Agency referrals into service	7	3	2
Self referrals	12	16	11
Total number of referrals	597	542	618

Priority Four

Placing residents and victims at centre of policing priorities.

The PCC has requested information from the Force on a monthly basis surrounding Victim Satisfaction and how the Force deals with this and monitors this.

The force is developing its IT solution to automated victim satisfaction surveys and this is progressing well against the project plan. In the meantime, the force has limited capacity to complete such surveys, however can report:

Victim Satisfaction

37 surveys completed via Gov Metric in April, of which a 48.6% were happy faces, which is a drop on last month. Average number of surveys completed over the last 12 months is 38.





DA surveys are now being completed by the VEO within the PPU, 14 surveys per week

Priority Four

Placing residents and victims at centre of policing priorities.

Victim Satisfaction

GOV Metric

Channel		Total				
Number of respondents	April	19	13	2	3	1
Percentage of respondents			68.43%	10.53%	15.79%	5.26%
Number of respondents	May	31	14	6	5	6
Percentage of respondents			45.16%	19.35%	16.13%	19.35%
Number of respondents	June	34	12	9	6	7
Percentage of respondents			35.29%	26.40%	17.65%	20.59%
Number of respondents	July	32	11	8	4	9
Percentage of respondents			34.38%	25.00%	12.50%	28.13%
Number of respondents	Aug	48	16	8	9	15
Percentage of respondents			33.33%	16.67%	18.75%	31.25%
Number of respondents	Sept	35	13	5	4	13
Percentage of respondents			37.14%	14.29%	11.43%	37.14%
Number of respondents	Oct	46	19	9	6	12
Percentage of respondents			41.30%	19.57%	13.04%	26.09%
Number of respondents	Nov	56	19	10	9	18
Percentage of respondents			33.93%	17.86%	16.07%	32.14%
Number of respondents	Dec	35	14	10	3	8
Percentage of respondents			40.00%	28.57%	8.57%	22.86%
Number of respondents	Jan	37	12	15	4	6
Percentage of respondents			32.43%	40.54%	10.81%	16.22%
Number of respondents	Feb	38	12	6	7	13
Percentage of respondents			31.58%	15.79%	18.42%	34.21%
Number of respondents	March	35	13	5	5	12
Percentage of respondents			37.14%	14.29%	14.29%	34.29%
Number of respondents	April	37	12	6	5	14
Percentage of respondents			32.43%	16.22%	13.51%	37.84%

Priority Four

Placing residents and victims at centre of policing priorities.

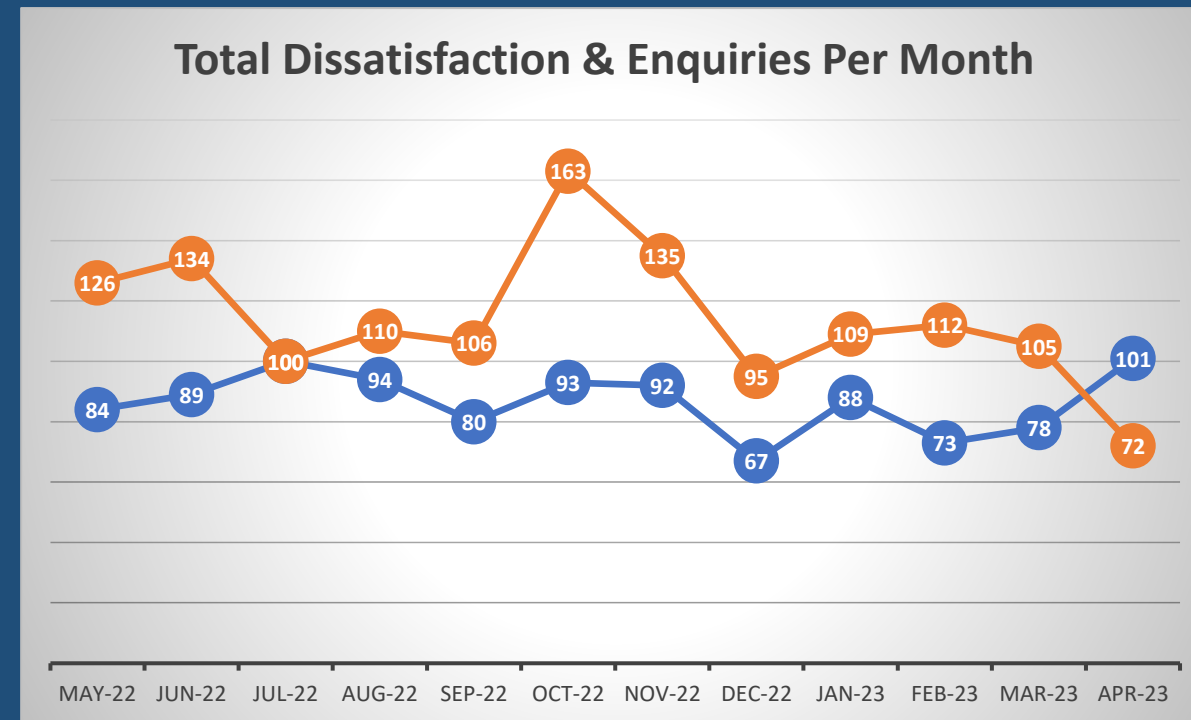
The PCC has requested information from the Force on a monthly basis surrounding Victim Satisfaction and how the Force deals with this and monitors this.

The force is developing its IT solution to automated victim satisfaction surveys and this is progressing well against the project plan. In the meantime, the force has limited capacity to complete such surveys, however can report:

Victim Dissatisfaction

Orange – Enquiries Recorded

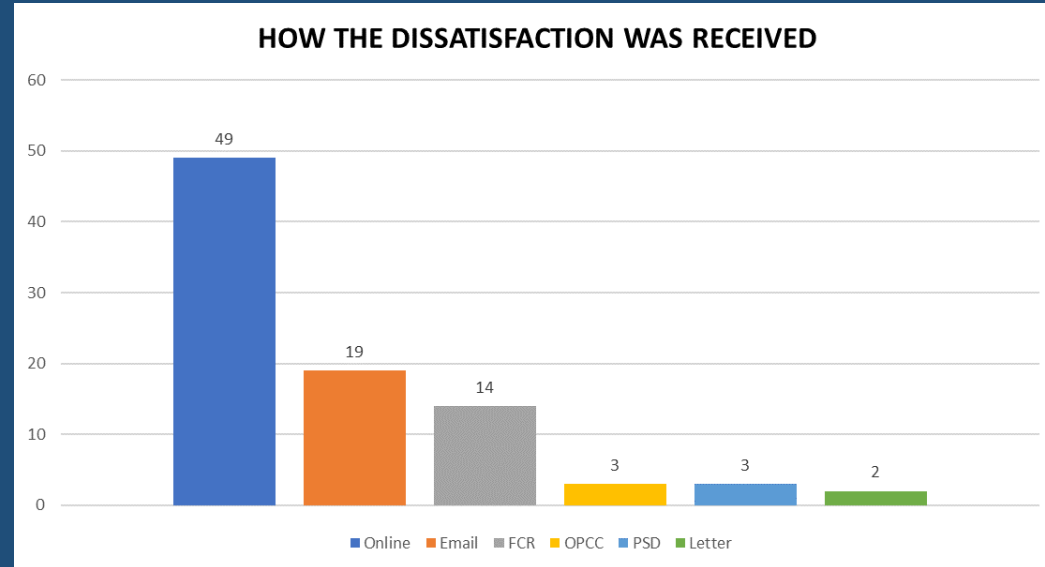
Blue - Dissatisfaction Recorded



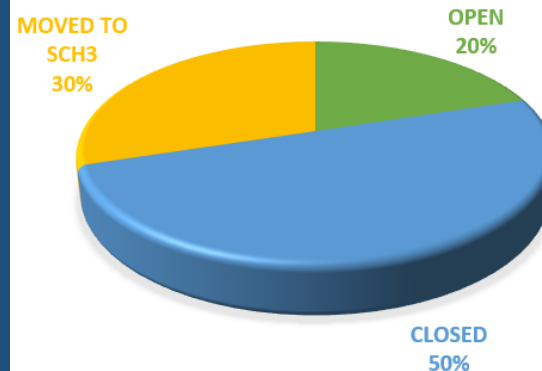
Priority Four

Placing residents and victims at centre of policing priorities.

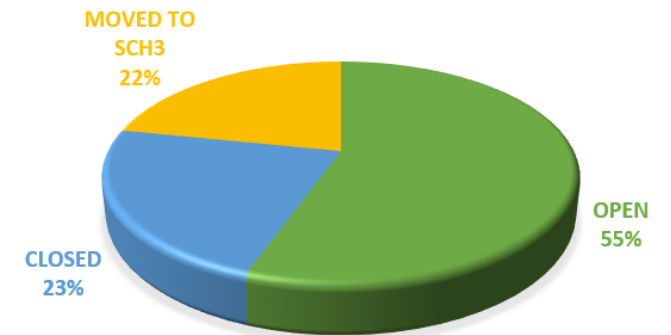
Victim Dissatisfaction



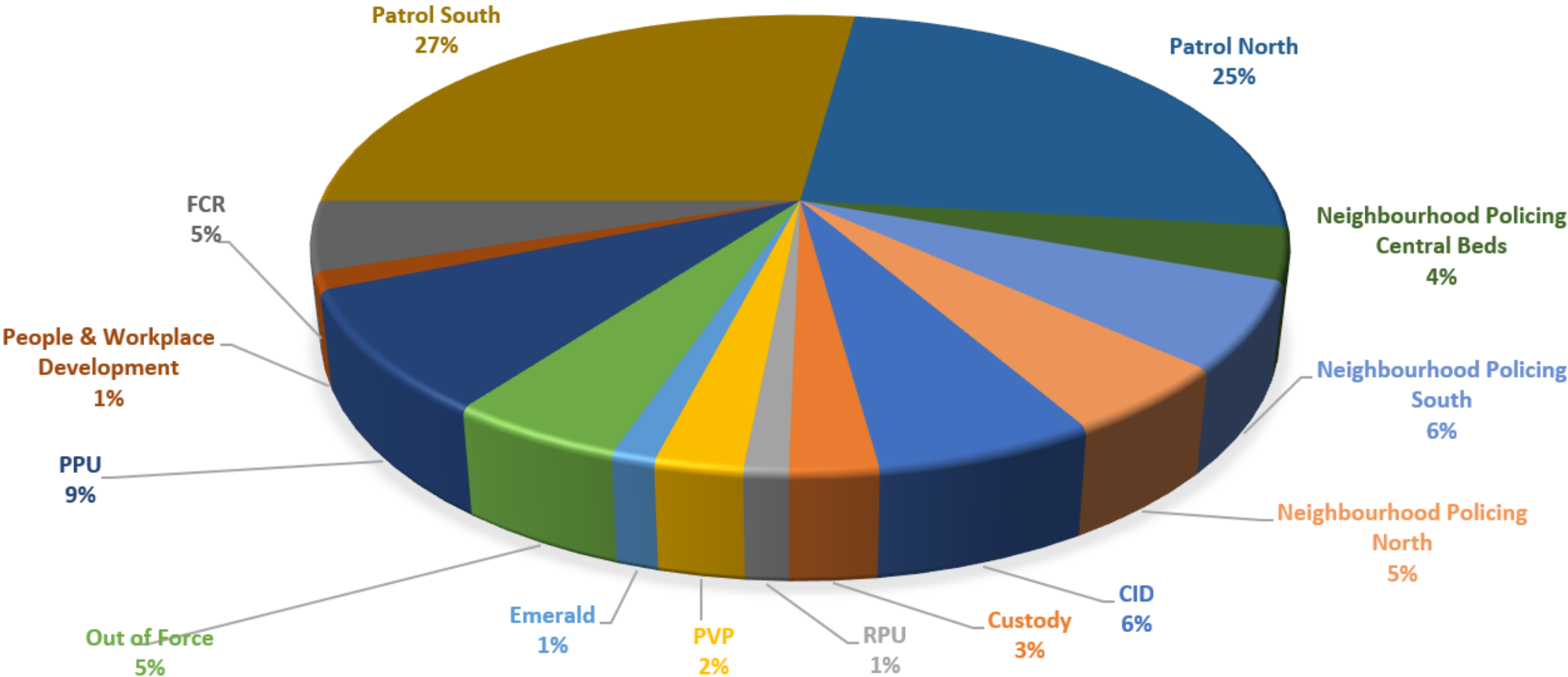
DISSATISFACTION STATUS ROLLING TWELVE MONTHS



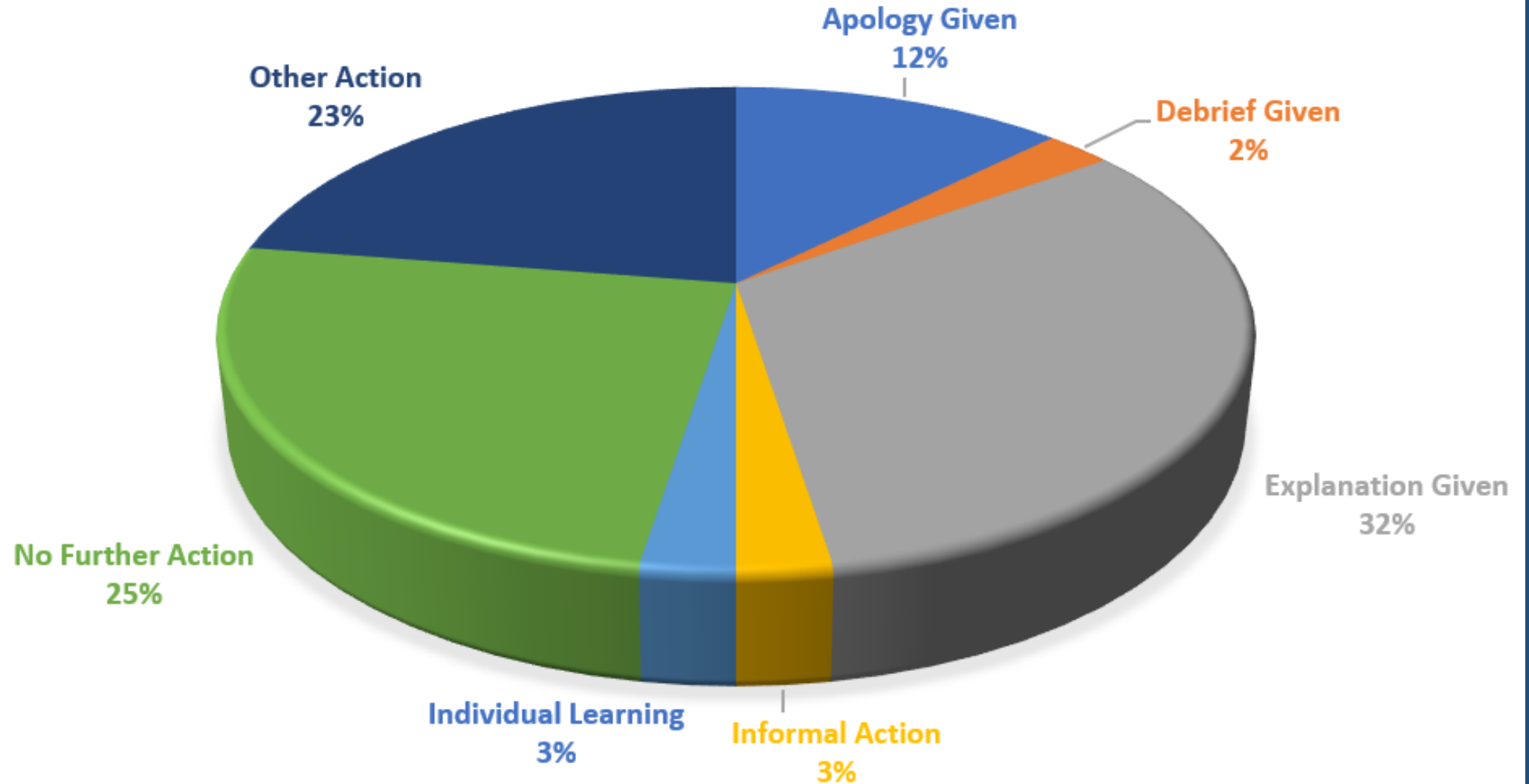
DISSATISFACTION STATUS FOR APRIL 2023



DISSATISFACTIONS BY DEPARTMENT APRIL 2023



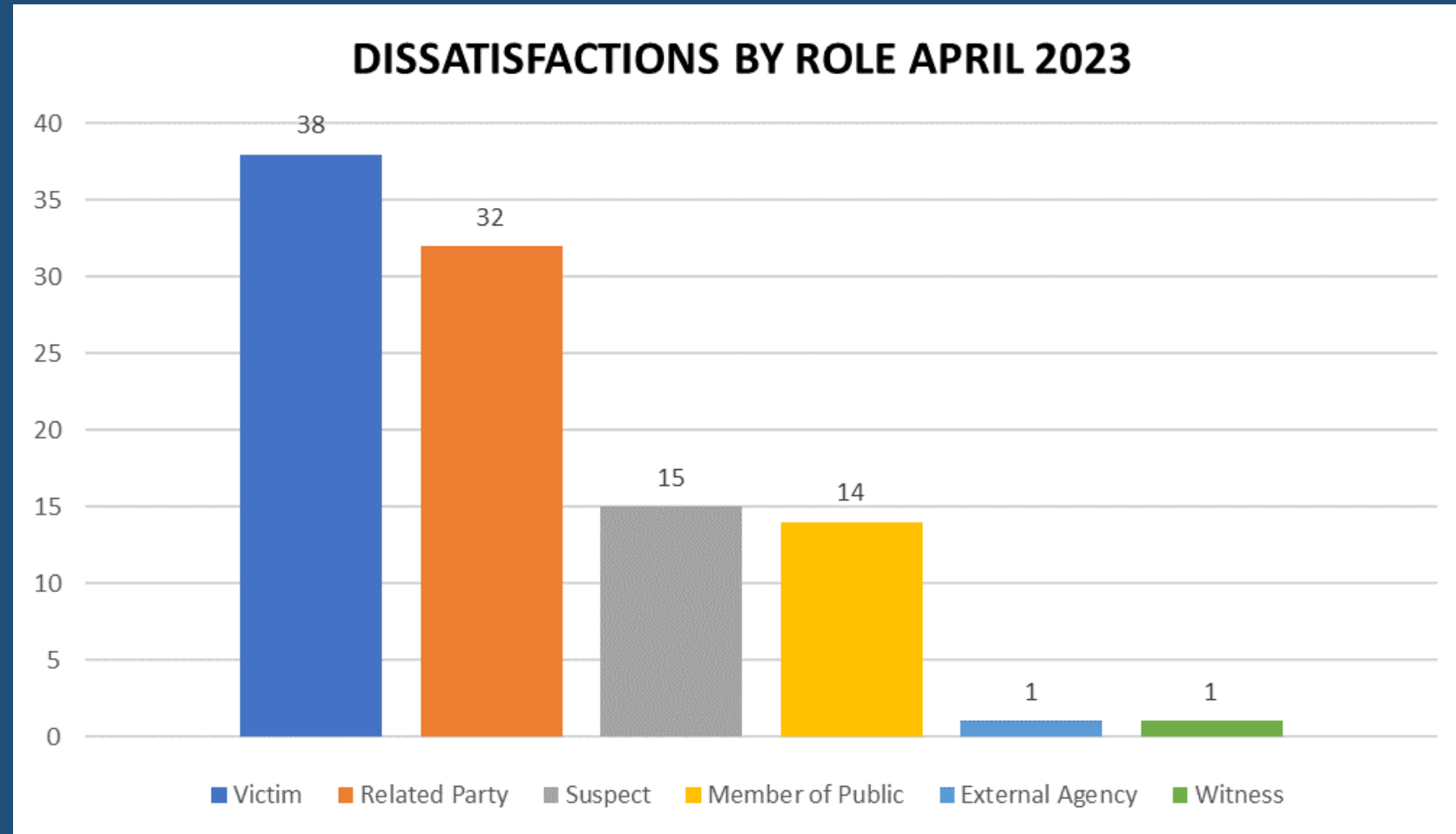
ALLEGATION OUTCOME SUMMARY APRIL 2023



Priority Four

Placing residents and victims at centre of policing priorities.

Victim Dissatisfaction

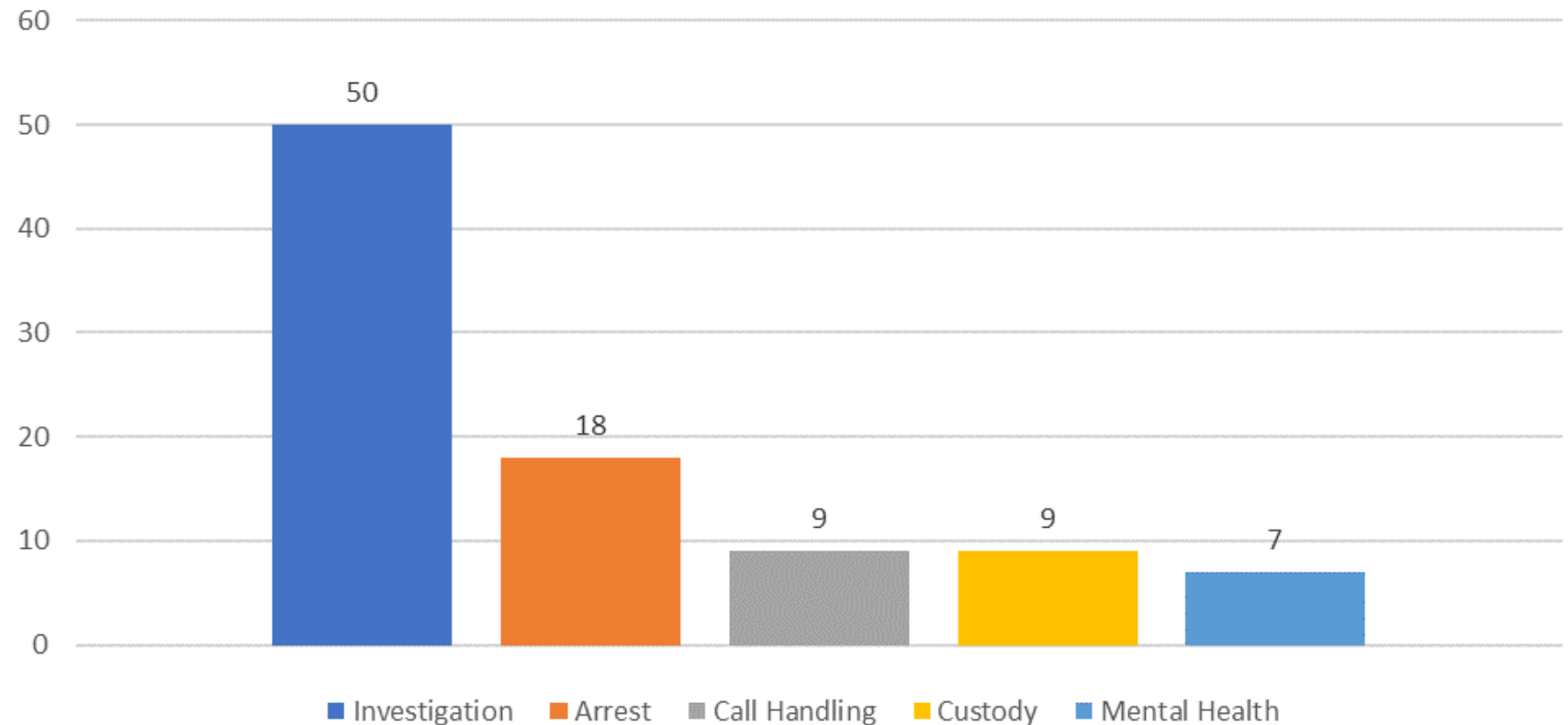


Victim Dissatisfaction

Priority Four

Placing residents and victims at centre of policing priorities.

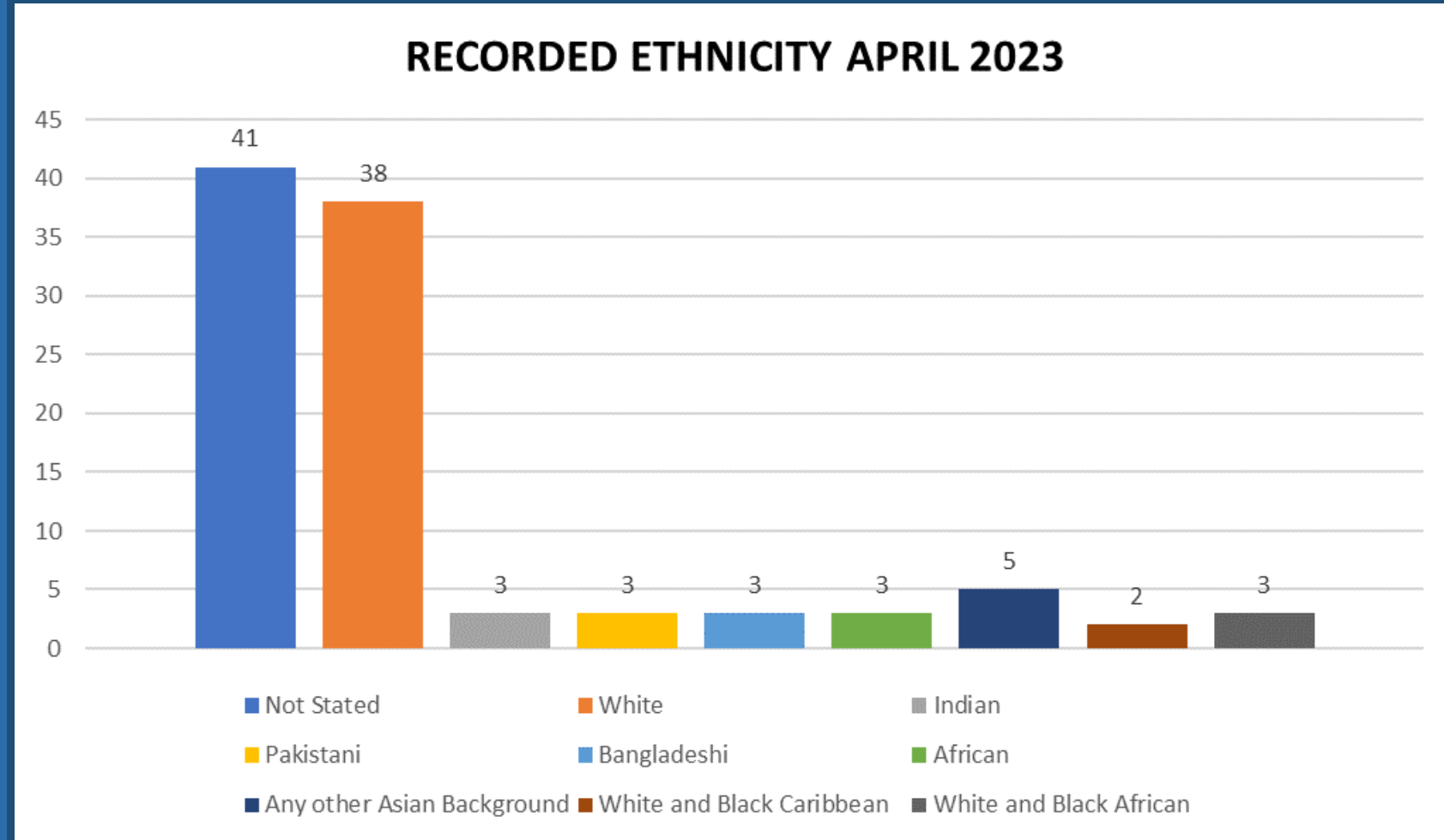
TOP 5 ALLEGATIONS BY NATIONAL FACTORS APRIL 2023



Victim Dissatisfaction

Priority Four

Placing residents and victims at centre of policing priorities.



Priority Four

Placing residents and victims at centre of policing priorities.

Victim Dissatisfaction



Priority Five

Multi-agency approach to community safety and crime reduction

Partnership delivery of community engagement and action

The PCC and his office attends many different partnership meetings and events:

<https://www.bedfordshire.pcc.police.uk/events/>

Priority Six

Transparency and Open Communication

The PCC has also requested for additional information to aid transparency of the Force and they fall under different headings in line with the pledge of being Transparent.

The PCC has pledged to invest to improve performance and wellbeing of staff in our Force Control Room

Force - Response times - 101 and 999 calls

10,686 - 999 call answered, 356 average per day, 59.9% answered in 10 secs, 37s average wait time

2,712 - 101 Priority, 90 average per day, 2m 55s average wait time

3,408 - 101 Non Priority, 114 average per day, 9m 19s average wait time

999 performance data | Police.uk (www.police.uk)

Priority Six

Transparency and Open Communication

The PCC has also requested for additional information to aid transparency of the Force and they fall under different headings in line with the pledge of being Transparent.

The PCC pledged that he would ensure that appropriate services are in place for victims within the power of the OPCC.

Clare's Law

The Domestic Violence Disclosure Scheme (DVDS), also known as “Clare’s Law” enables the police to disclose information to a victim or potential victim of domestic abuse about their partner’s or ex-partner’s previous abusive or violent offending.

Clare's Law - number of requests and average length of time to respond to requests are on the next slide.

Clare's Law Summary

		May 2022	Jun 2022	Jul 2022	Aug 2022	Sep 2022	Oct 2022	Nov 2022	Dec 2022	Jan 2023	Feb 2023	Mar 2023	Apr 2023
Requested in Month	Total Requests	26	23	32	35	26	27	25	31	35	29	30	38
	Right to Ask	21	19	20	25	18	19	20	21	29	22	23	28
	Right to Know	5	4	12	10	8	8	5	10	6	7	7	10
	Filed	26	23	32	35	26	27	25	30	34	29	25	21
	Outstanding								1	1		5	17
Disclosed in Month	Right to Ask	3	8	2	5	1	3	2		7	2	4	12
	Right to Know	1	2	1	3		2	4	1	3	2	2	1
	Disclosed outside 35 days	3	10	2	7	1	5	4	1	8	3	3	7

The PCC has also requested for additional information to aid transparency of the Force and they fall under different headings in line with the pledge of being Transparent.

Stop and Search Data (Q4) – 01/01/2023 – 31/03/2023

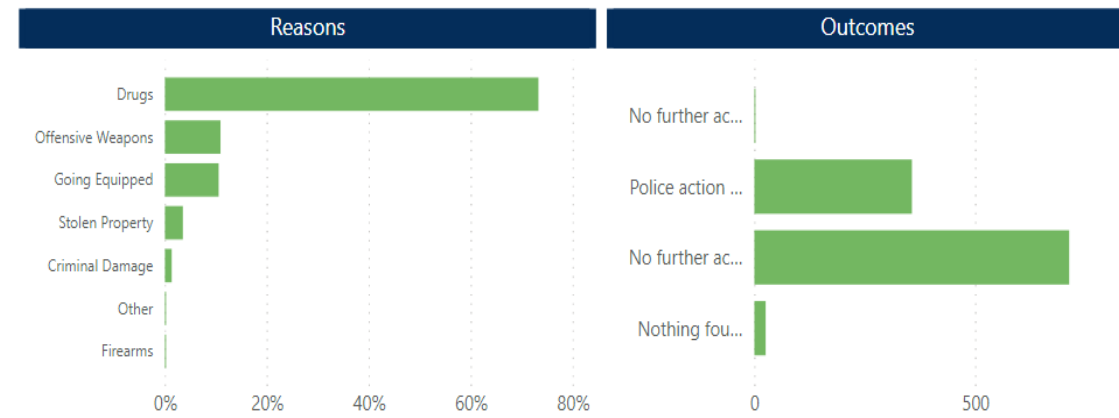
Priority Six

Transparency and Open Communication

Stop searches per 1000 population				Reasons				Outcomes		
CSP	Stops	Population	per 1000 population	Home Office Reason	Stops	Weapons Seized	Drugs Seized	Outcome Group Police.UK	Stops	%
▲										
	1							⊕ No further action	713	65%
Bedford Borough	311	169.91	1.83	Drugs	804	23	251	⊕ Police action taken	357	33%
Central Beds	171	280.03	0.61	Offensive Weapons	120	17	7	⊕ Nothing found - No further action	26	2%
Luton Borough	584	214.66	2.72	Going Equipped	116	1	4	⊕ No further action	1	0%
Bedfordshire	14			Stolen Property	39		2	Total	1097	100%
Unknown CSP				Firearms	1	1				
Out of Force	16			Criminal Damage	15					
Total	1097	664.60	1.60	Other	2					
				Total	1097	42	264			

The weapons seized and drugs seized counts are based on a a count of searches where a weapon or drug property item has been recorded in relation to the stop search.

Level of Search		
Search Level	Stops	%
▲		
Standard Stop Search	1053	96%
Removed Outer Clothing	4	0%
Exposed Intimate Body Parts	39	4%
None	1	0%
Total	1097	100%

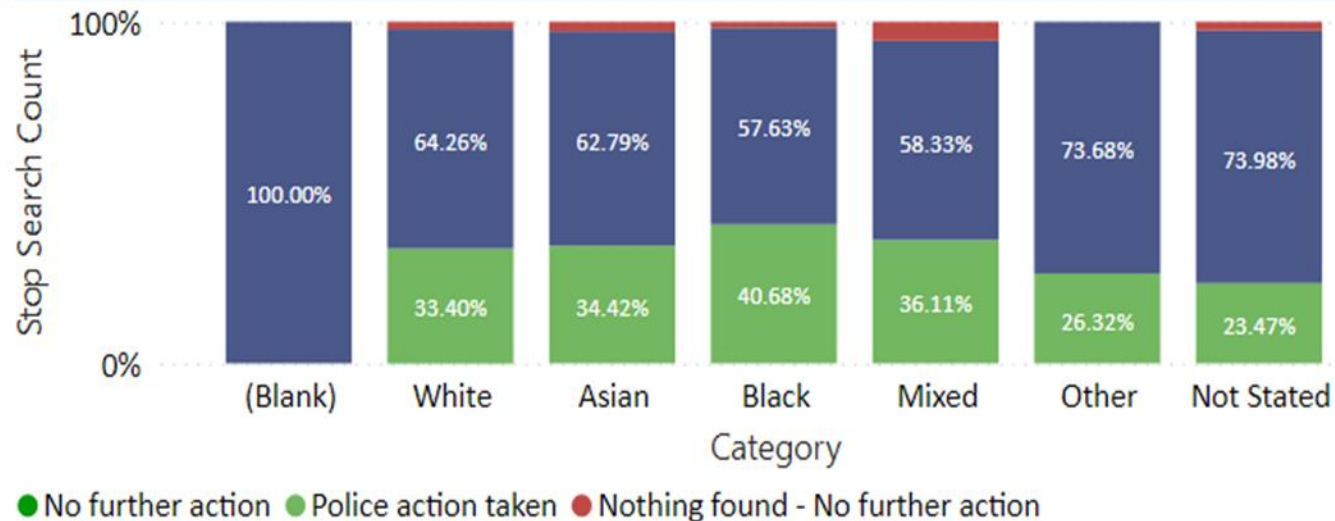


Stop and search | Police.uk (www.police.uk)

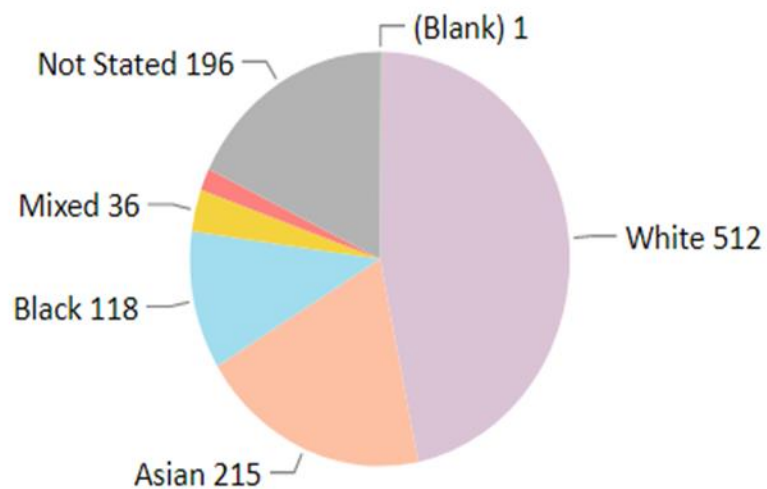
Stops per 1000 Population - Bedfordshire

Ethnic Group	Stops	Population	per 1000 population	Ratio
(Blank)	1			
White	512	516,995	0.99	1.0
Asian	215	90,784	2.37	2.4
Black	118	31,702	3.72	3.8
Mixed	36	19,831	1.82	1.8
Other	19	5,289	3.59	3.6
Not Stated	196			
Total	1097	664,601	1.65	1.7

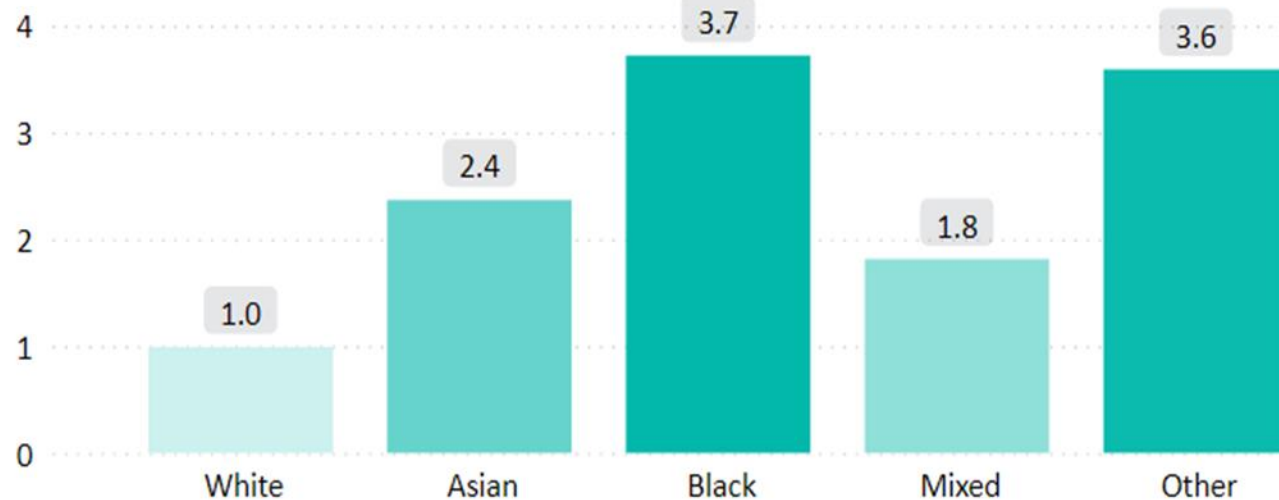
Outcomes



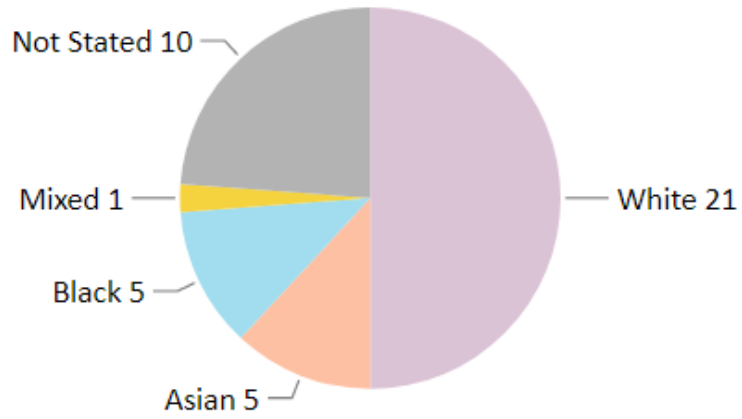
By Ethnic Group



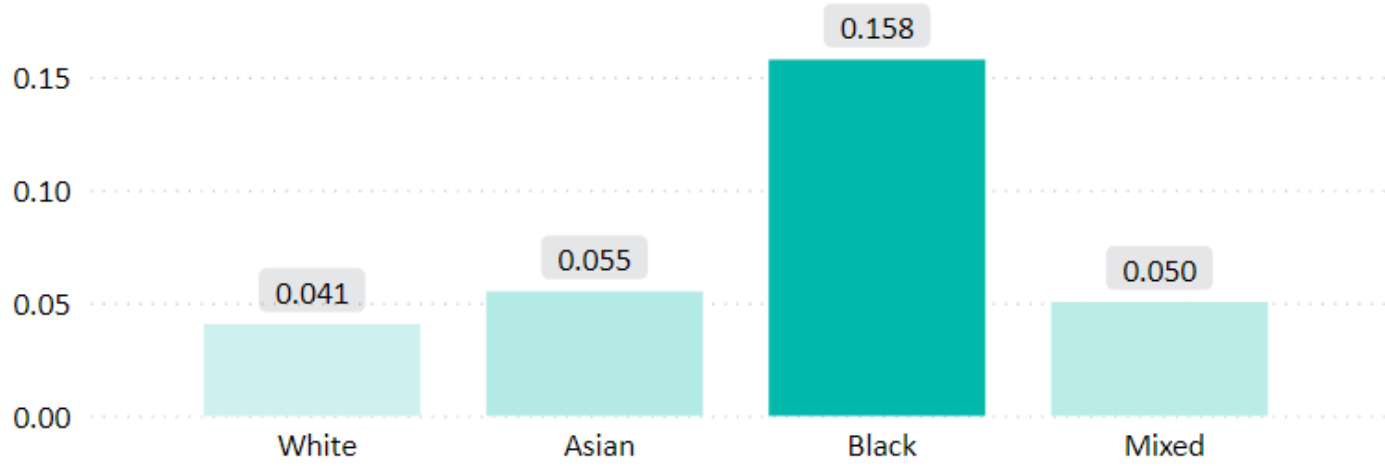
Stops per 1000 Population



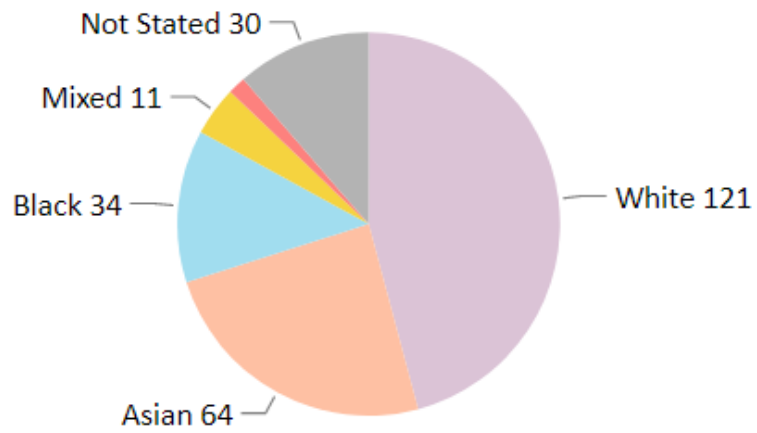
By Ethnic Group - Weapon Found



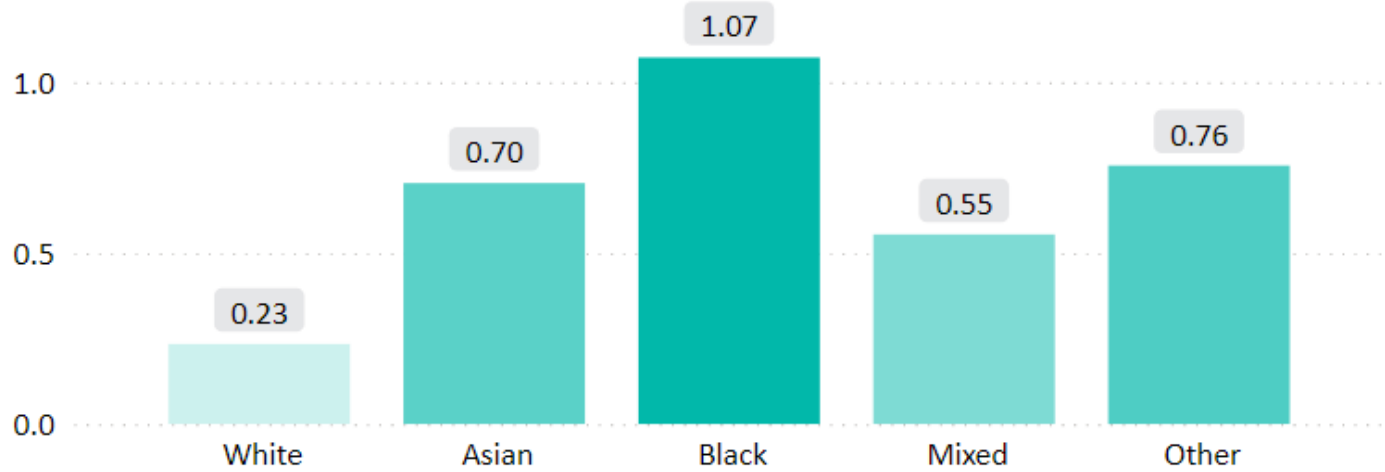
Stops per 1000 Population - Weapons Seized



By Ethnic Group - Drugs Found



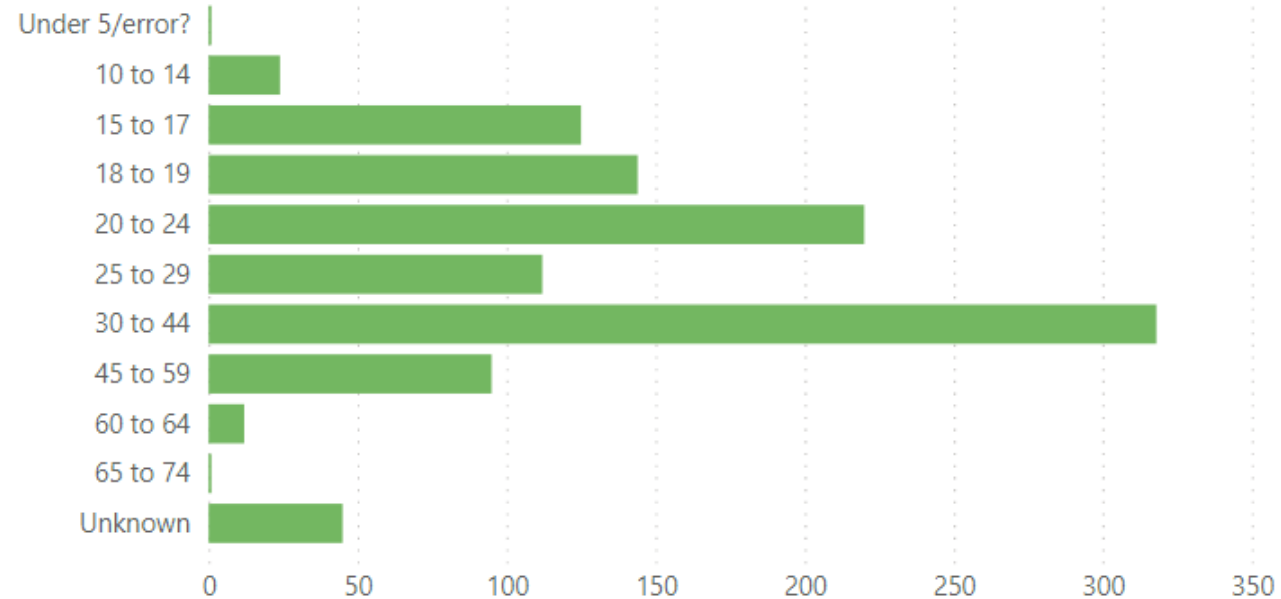
Stops per 1000 Population - Drugs Found



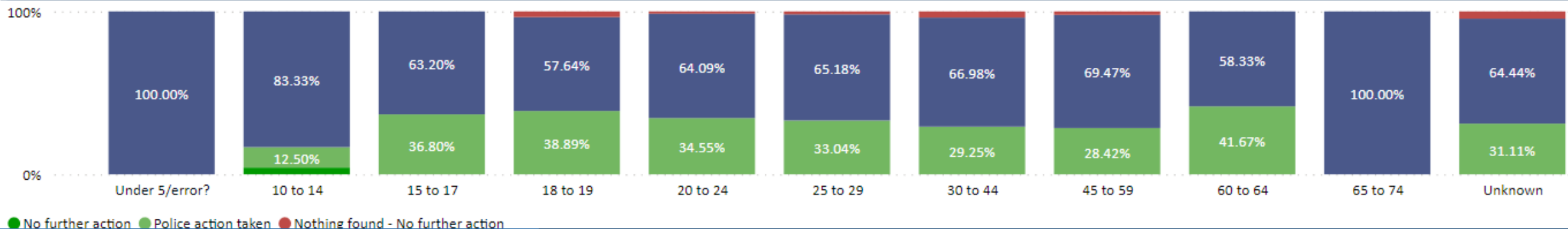
Age Bands by Ethnicity

AgeCat	White	Asian	Black	Mixed	Other	Not Stated	Total
Under 5/error?						1	1
10 to 14	18	1	3		1	1	24
15 to 17	74	15	7	10	4	15	125
18 to 19	58	42	21	3	1	19	144
20 to 24	69	75	22	7	8	39	220
25 to 29	50	26	12	6	2	15	112
30 to 44	183	46	37	9	3	40	318
45 to 59	54	10	12	1		18	95
60 to 64	6		3			3	12
65 to 74			1				1
Unknown						45	45
Total	1	512	215	118	36	19	196

Stop Search Count by Age Band



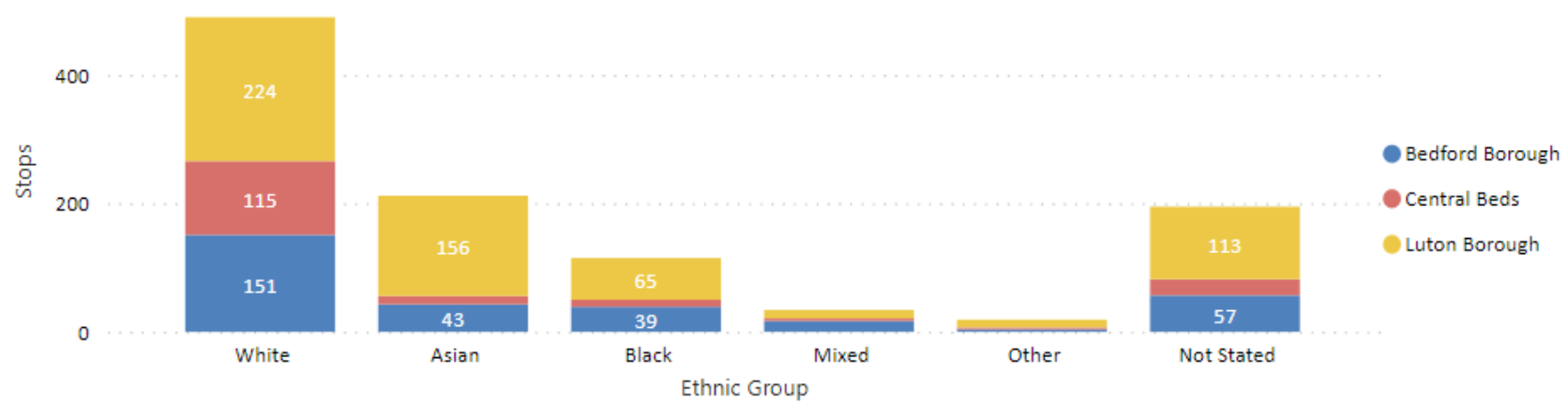
Outcomes (%) by Age



Stops per 1000 Population - Bedfordshire

Ethnic Group	Stops	Population	per 1000 population	Ratio
White	512	516,995	0.99	1.0
Asian	215	90,784	2.37	2.4
Black	118	31,702	3.72	3.8
Mixed	36	19,831	1.82	1.8
Other	19	5,289	3.59	3.6
Not Stated	196			
Total	1096	664,601	1.65	1.7

% Stop Searches by CSP



Stops per 1000 Population - Luton

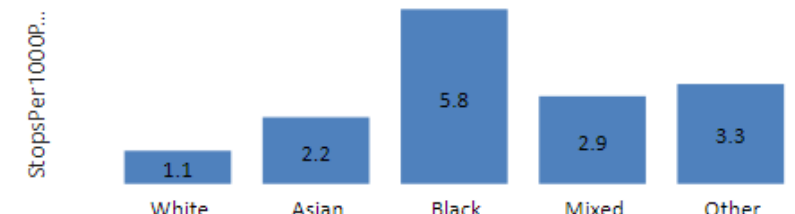
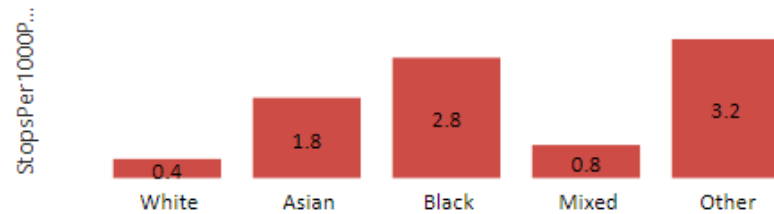

Ethnic Group	Stops	Population	per 1000 population	Ratio
Other	12	3,148	3.81	2.0
Black	65	21,032	3.09	1.6
Asian	156	64,389	2.42	1.3
White	224	117,342	1.91	1.0
Mixed	13	8,748	1.49	0.8
Not Stated	113			
Total	583	214,659	2.72	1.4

Stops per 1000 Population - Central

Ethnic Group	Stops	Population	per 1000 population	Ratio
White	115	262,792	0.44	1.0
Asian	13	7,048	1.84	4.2
Black	11	3,978	2.77	6.3
Mixed	4	5,272	0.76	1.7
Other	3	940	3.19	7.3
Not Stated	25			
Total	171	280,030	0.61	1.4

Stops per 1000 Population - Bedford

Ethnic Group	Stops	Population	per 1000 population	Ratio
White	151	136,861	1.10	1.0
Asian	43	19,348	2.22	2.0
Black	39	6,692	5.83	5.3
Mixed	17	5,811	2.93	2.7
Other	4	1,201	3.33	3.0
Not Stated	57			
Total	311	169,913	1.83	1.7



Priority Seven

National Contributions

The PCC is fully engaged with his National Contributions and releases press releases in line with this:

<https://www.bedfordshire.pcc.police.uk/news/>