

# Office of the Police and Crime Commissioner Information Document December 2023

Author: Office of the Police and Crime Commissioner  
Sign Off – Force Exec : Fiona Dawson

## Executive Summary:

PCC Festus Akinbusoye has pledged to make information readily available for the public to review to try and reduce the number of FOIs received by the OPCC and Force. This will go beyond which is required in the Specified Information Order.

The PCC has asked the Force Exec to provide information so that the OPCC can publish this information on the website – this was agreed 01.07.2021 during Delivery and Beating Crime Board that the Force would provide the information required.

The document has been updated to show members of the public, how the information links in with the Police and Crime Plan.

## Specified Information Order

Police and Crime Commissioners (PCCs) are required to publish certain information to allow the public to hold them to account.

Section 11(1) and (2) of The Police Reform and Social Responsibility Act 2011 requires an elected local policing body to publish any information specified by the Secretary of State by order.

The Elected Local Policing Bodies (Specified Information) Order 2011 ('the Order') sets out the information that must be published. Guidance on the order is published on gov.uk - [Guidelines for PCCs on publishing information - GOV.UK \(www.gov.uk\)](#)

Specified  
Information  
Order

<https://www.bedfordshire.pcc.police.uk/specified-information-order/>

## Specified Information Order

The Elected Local Policing Bodies (Specified Information) (Amendment) Order 2021 ('the amending Order), which will come into force on 31 May 2021 provides that information relating to the force's performance against the Government's national priorities for policing.

### National priorities for policing

The national priorities for policing are specified in the Police and Crime Measures:

- reduce murder and other homicide;
- reduce serious violence;
- disrupt drugs supply and county lines;
- reduce neighbourhood crime;
- tackle cyber crime;
- and improve satisfaction among victims with a particular focus on victims of domestic abuse.

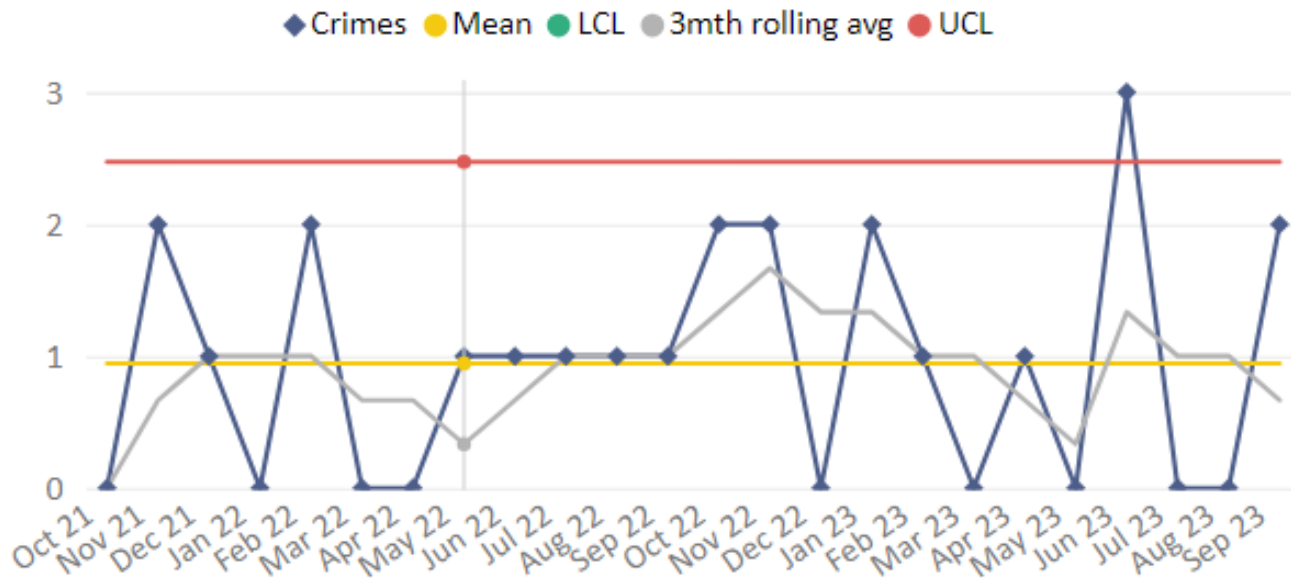
### Measure Summary

Local Measures	Trend / Outlook	Benchmark
Police recorded Homicide offences	Deterioration	41 <sup>th</sup> / 42

### Planned Action to Drive Performance

1. Homicide and joint Serious Violence reduction strategy is being collated into one and will sit within the Serious Violence Board
2. The Force is working with the CofP around Homicide reduction and will be taking advantage of an additional 15 days support available.

### Recorded Crime Trend



### Comments

1. Two Homicides recorded in Q2, both in September, averaging one a month 23/24.
2. Q2 was on par with same period last year.
3. Nationally, Beds is above average and worst in MSF.
4. In terms of solved crime rate, Beds is below average.

Financial Quarter	Crimes
2022/23 - Q1	2
2022/23 - Q2	3
2023/24 - Q1	4
2023/24 - Q2	2
<b>Total</b>	<b>11</b>

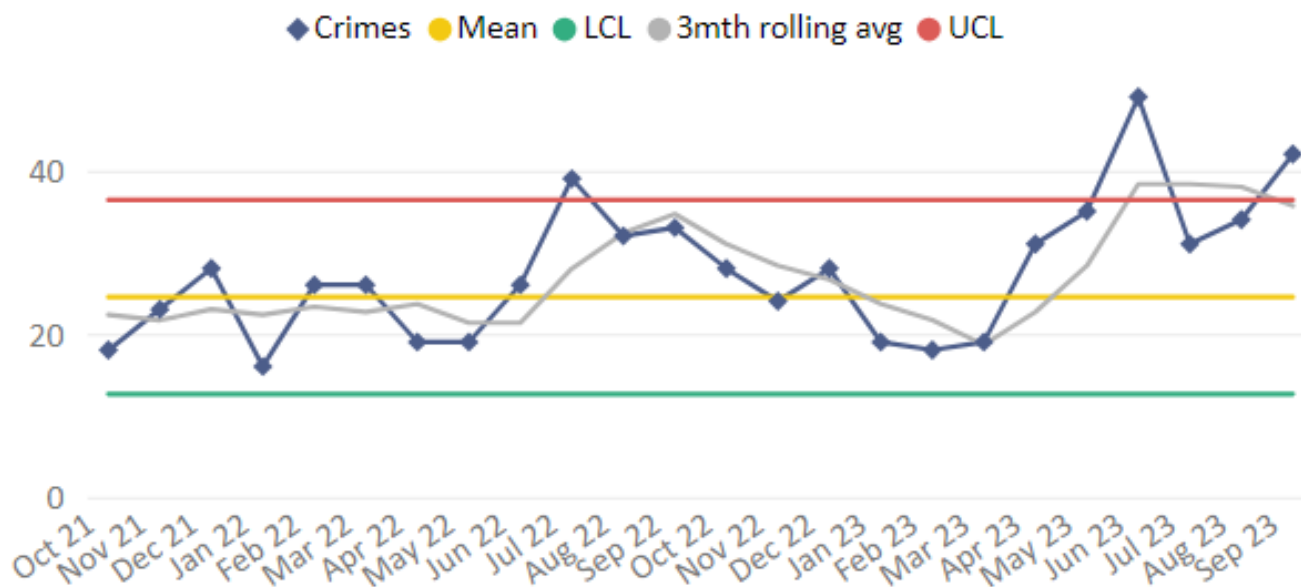
### Measure Summary

Local Measures	Trend / Outlook	Benchmark
Police recorded Most Serious Violence offences	Improving	17 <sup>th</sup> / 42
Solved Crimes	Improving	16 <sup>th</sup> /42

### Planned Action to Drive Performance

1. Op SOTERIA implementation in progressing to address Rape and SSO
2. VERU - Deploying Outreach Workers in park areas across Beds during the Summer. Reactivate Workers to target 18-25yrs whilst in custody to discuss pathways available to them to divert away from violence. Now have a Youth Intervention Adviser and VERU had a summer calendar of activities to divert youths away from violence and ASB

### Recorded Crime Trend



### Comments

1. Most Serious Violence levels are stable compared to Q1 and the same period last year. September recorded levels above the UCL and during Q2 have been above the longer-term average.
2. Solved crime rate ending Q2 20.6%, lower than the previous quarter and this time last year.

Financial Quarter	Crimes
2022/23 - Q1	64
2022/23 - Q2	104
2023/24 - Q1	115
2023/24 - Q2	107
<b>Total</b>	<b>390</b>

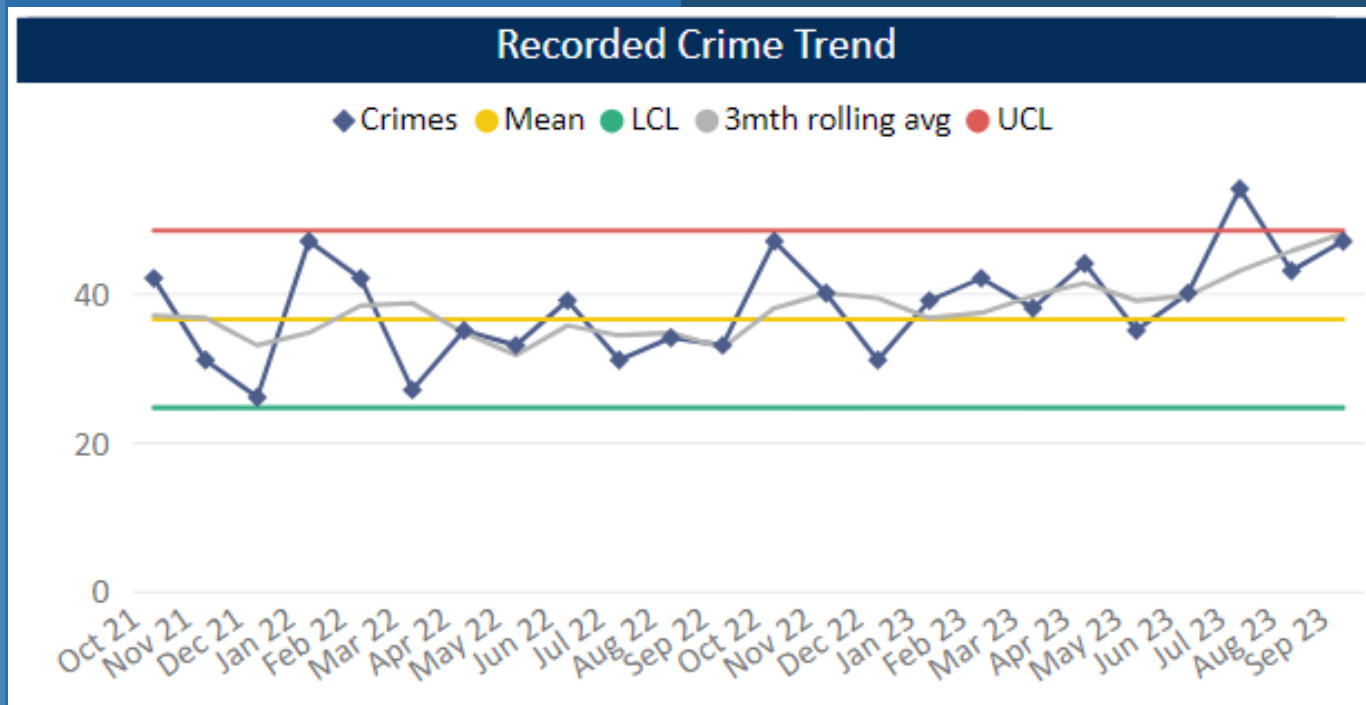
### Measure Summary

Local Measures	Trend / Outlook	Benchmark
Number of Drug Trafficking offences	Reflects policing activity	27 <sup>th</sup> / 42

### Planned Action to Drive Performance

- Op JOULES - County line initiative.
- Op COSTELLO dedicate team continues to enforce on large scale drug activity, with key focus on the professional enablers, linking into SOC Op KOALA

### Trafficking of Drugs



### Comments

- Q2 recorded 144 Trafficking of Drugs offences, averaging 44 crimes per month 23/24. Up on the previous quarter and same time previous year. Indicating increased police activity.
- Bedfordshire currently has 39 OCG's, an increase on last quarter (27) and, 2 Priority Individuals. Along with 64 local groups operating 62 County Lines, and 9 Street Gangs (all have increased in the previous quarter).

Financial Quarter	Crimes
2022/23 - Q1	107
2022/23 - Q2	98
2023/24 - Q1	119
2023/24 - Q2	144
<b>Total</b>	<b>468</b>

Caveat: this data is based on local Bedfordshire force data and may not match nationally published data (police.co.uk or published stats from HO)

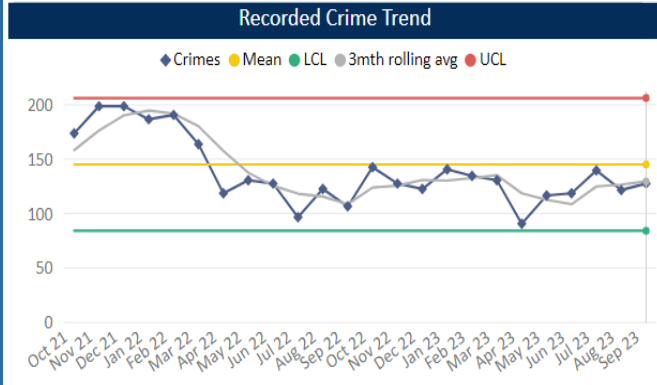


## Measure Summary

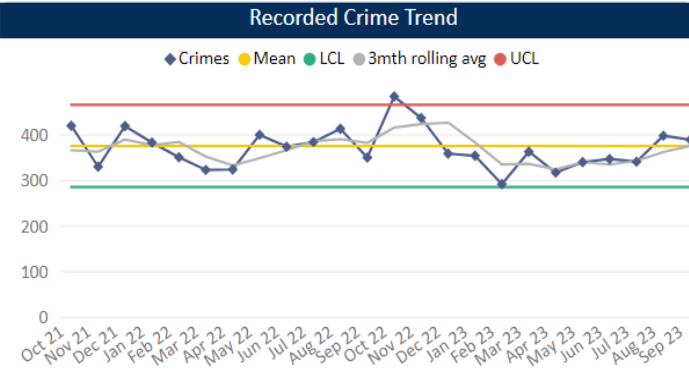
## Planned Action to Drive Performance

Local Measures	Trend / Outlook	Benchmark
Police recorded Residential Burglary offences	Improving	16 <sup>th</sup> / 42
Police recorded Vehicle Crime offences	Stable	34 <sup>th</sup> / 42
Police recorded Personal Robbery offences	Deterioration	29 <sup>th</sup> / 42
Police recorded Theft from Person offences	Deterioration	39 <sup>th</sup> / 42

Burglary Residential



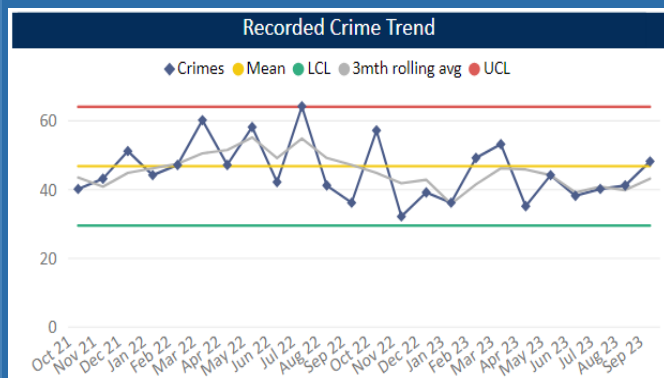
Vehicle Crime



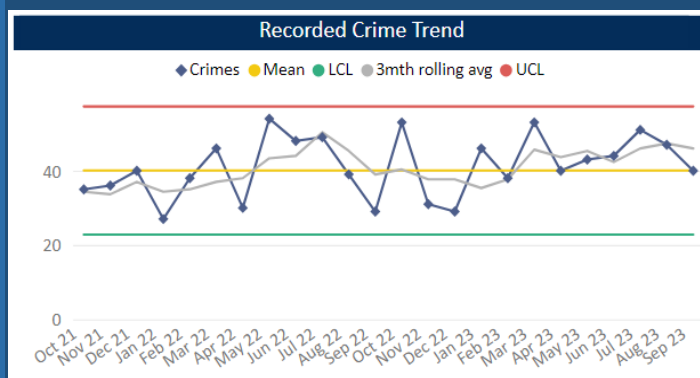
## Comments

1. Q2 recorded 387 Residential Burglaries averaging 119 crimes a month 23/24. This is higher than the previous quarter and same period in the previous year. But the longer-term trend in downwards and burglary has been below average since April 22. Solved crime 6.7% down on last quarter and same period last year.
2. Vehicle Crime was slightly higher Q2, compared to previous quarter and last year.
3. Q2 saw increased number of Personal Robbery, September just above average levels. This quarter was higher than Q1 but lower than Q2 22/23.
4. 138 Theft from a Person during Q2, up on Q1 and last year. Down on last quarter, above average across the quarter.

Personal Robbery



Theft from Person



Caveat: this data is based on local Bedfordshire force data and may not match nationally published data (police.co.uk or published stats from HO)

### Measure Summary

Local Measures	Trend / Outlook	Benchmark
Investigate 100% of all cyber dependant crime disseminated to forced	Stable [100%]	Not available
Provide 100% of all cyber dependant crime victims with specialist advice	Stable [100%]	Not available
Action Fraud offences	Stable [100%]	Not available

### Planned Action to Drive Performance

1. Fraud training delivered to First Contact teams in the FCC and Crime Bureau following an identified gap in knowledge and compliance with national protocols and HOCR.
2. Fraud training around investigation standards delivered to CID officers at the Annual CID Conference.
3. Dedicated D/Insp for the SFIU now in place.
4. Increased partnership working with Trading Standards on investigations and warrants. Both agencies now supporting each other on enforcement.
5. OP HENHOUSE due to take place in February 2024. Funding bid submitted to the City of London Police - £10k.

### Comments

2. Serious Fraud Investigation Unit - 2 warrants planned for 31st October and 1st November.

Improve Satisfaction Among Victims with a particular focus on Victims of Domestic Abuse

Measure Summary		
Local Measures	Trend / Outlook	Benchmark
Overall Victim Satisfaction Rate		Not available
Hate Crime Victim Satisfaction Rate		Not available
Violent Crime Victim Satisfaction Rate		Not available
Burglary Victim Satisfaction Rate		Not available

Planned Action to Drive Performance
1. Internal governance review of how Victim Satisfaction managed, within Force Performance Board and Victim & Witness Engagement Board.
2. Full engagement with the Victim Survey
3
4

Comments
1
2

# Specified Information Order

## HMICFRS reporting

The amending Order requires PCCs to publish the most recent HMICFRS force-level report on the effectiveness, efficiency and legitimacy of the police force.

The Order requires that PCCs publish the PEEL report for their force on their website, within one calendar month of its publication by HMICFRS.

<https://www.bedfordshire.pcc.police.uk/hmic-reports/>

Outstanding	Good	Adequate	Requires improvement	Inadequate
Managing offenders	Preventing crime	Protecting vulnerable people	Investigating crime	
	Treatment of the public		Responding to the public	
	Developing a positive workplace			
	Good use of resources			

# Specified Information Order

## Complaints handling

The Order provides that PCCs must publish the most recent IOPC quarterly complaints data for their force and the IOPC annual statistics report, alongside a narrative setting out how the PCC is holding the chief officer to account, and the PCC's assessment of their own performance in carrying out their other complaints handling functions.

## Holding the chief officer to account

It is recommended that the narrative should include:

- How the force is measuring complainant satisfaction.
- Progress updates on implementing relevant recommendations made by the IOPC and/or HMICFRS in relation to complaints handling, or where recommendations were not accepted an explanation as to why.
- A summary of any mechanisms put in place to identify and act on themes or trends in complaints.
- A summary of systems in place to monitor and improve performance in the timeliness of complaints handling.
  - The number of written communications issued by the force under regulation 13 of the Police (Complaints and Misconduct) Regulations 2020 where an investigation has not been completed within a “relevant period”.
- Quality Assurance mechanisms in place to monitor and improve the quality of its responses to complaints.
- Details of the administrative arrangements the PCC has put in place to hold the chief constable to account for complaints handling e.g. frequency of meetings and a summary of discussions.

Specified  
Information  
Order

Complaints handling

<https://www.bedfordshire.pcc.police.uk/complaints-handling/>

<https://www.bedfordshire.pcc.police.uk/holding-force-to-account/>

The PCC has pledged to invest in community-based and community-led policing. The PCC wishes for his office to publish the monthly figures of officers within the community team.

Community Policing Numbers:

**Priority One**

**Investment in community-based and community led policing for urban and rural areas.**

	Inspector		Sergeant		Constable		PCSO	
	Budget	Actual	Budget	Actual	Budget	Actual	Budget	Actual
<b>Hubs</b>	6	6	14	14	67	48	47	34
<b>Rural</b>	0	0	1	1	9	9	1	0
<b>Community Cohesion</b>	0	0	1	1	2	2	3	2
<b>Community Enforcement Team</b>	0	0	1	1	9	6	0	0
<b>Total</b>	6	6	17	17	87	65	51	36

## Priority One

Investment in community-based and community led policing for urban and rural areas.

The PCC has pledged to invest in community-based and community-led policing. The PCC wishes for his office to publish the monthly figures of officers within the community team.

### Community Hubs

Hub	Sgts	PCs	PCSOs
North Rural	1/1	3/5	3/7
North Urban	3/3	12/13	5/6
Central North	2/2	8/8	7/7
Central South	3/3	11/17	7/7
Luton South, East and T/C	3/3	7/11	6/12
Luton North, West & Central	2/2	7/13	6/8
<b>Total</b>	<b>14/14</b>	<b>48/67</b>	<b>34/47</b>



## Priority One

Investment in  
community-  
based and  
community led  
policing for  
urban and rural  
areas.

The Special Constabulary is a force of warranted, uniformed volunteer police officers. A key strength is that these volunteer officers are warranted constables, with all the powers of a regular police officer. Special constables' integration in the local communities in which they live, work and serve is a further strength, helping to build links between policing and communities.

We currently have established Special Constables in the following areas.

November 2023

*66 Specials in November*

- Special Police Constables =59
- Special Police Sergeants = 4
- Special Police Inspectors = 3
  
- *Hours in November 2023= 1,494*

# Special Constabulary

## Priority One

Investment in community-based and community led policing for urban and rural areas.

Community North 10

Community South 18 (inc LIA & Op Meteor/RCT)

Patrol North 17

Patrol South 15

PATHWAY - 6 officers at present

## Priority Two

# Recruitment and retention of police officers

### Recruitment and Retention Numbers:

Police and Crime Commissioners have statutory responsibilities for delivering an efficient and effective police service. Our efficiency and effectiveness improves when the right level of resources are available and maximised.

The PCC wishes for his office to publish the monthly figures of the recruitment of officers.

#### POLICE OFFICER ACTUAL STRENGTH (FTE) vs BUDGETED ESTABLISHMENT (FTE) by RANK - FULL FORCE 30/11/2023

Includes Op Kenova Officers - as per HO counting rules

BEDFORDSHIRE	CONS	SGT	INSP	C/INSP	SUPT	C/SUPT	ACPO	TOTAL
Home Force	961.6	131.0	67.0	18.9	9.0	2.0	2.0	1191.4
Collaborated Share	118.3	48.0	14.0	2.0	1.0	2.0	0.0	185.3
ERSOU/CTP share	45.0	11.0	3.0	0.0	0.0	1.0	0.0	60.0
<b>TOTAL STRENGTH</b>	<b>1124.8</b>	<b>190.0</b>	<b>84.0</b>	<b>20.9</b>	<b>10.0</b>	<b>5.0</b>	<b>2.0</b>	<b>1436.7</b>
<b>Budgeted Establishment</b>	<b>1111.0</b>	<b>207.0</b>	<b>73.0</b>	<b>24.0</b>	<b>10.0</b>	<b>4.0</b>	<b>4.0</b>	<b>1433.0</b>
<i>Variance to Actual</i>	<i>13.8</i>	<i>-17.0</i>	<i>11.0</i>	<i>-3.1</i>	<i>0.0</i>	<i>1.0</i>	<i>-2.0</i>	<i>3.7</i>

Career Break	External Secondment	FULL FORCE STRENGTH
5.8	5.0	1447.5

Note: Home Office/Uplift counting includes CB (i.e. Strength 1442.5)

## Priority Two

# Recruitment and retention of police officers

### Recruitment and Retention Numbers:

The PCC has made an Equality Commitment and will work with representing bodies that support diverse groups within the Force to ensure we pick up on the earliest signs of discrimination and exclusionary practices which impact on disproportional outcomes in areas such as recruitment, promotions, career progression, disciplinaries and dismissals. The aim will be to address any identified disproportionality of outcomes for all of our staff.

The PCC wishes for his office to publish the monthly figures of the diversity of officers.

Priority Two  
Recruitment and retention of  
police  
officers

Recruitment and Retention Numbers:

Position Category	Total Starters Headcount	Starters (people from ethnic minority backgrounds) Headcount		Starters Female Headcount March		Starters Under 24 Headcount March		Starters 45+ Headcount March		Starters (Declared Disability) Headcount March	
Officer	19	0	0.00%	15	78.95%	7	36.84%	1	5.26%	0	0.00%
Staff	11	2	18.18%	10	90.91%	1	9.09%	2	18.18%	1	9.09%
Special	0	0	0.00%	0	0.00%	0	0.00%	0	0.00%	0	0.00%
SUM:	30	2	6.67%	25	83.33%	8	26.67%	3	10.00%	1	3.33%

Position Category	Total Leavers Headcount	Leavers (people from ethnic minority backgrounds) Headcount		Leavers Female Headcount March		Leavers Under 24 Headcount March		Leavers 45+ Headcount March		Leavers (Declared Disability) Headcount March	
Officer	6	1	16.67%	3	50.00%	2	33.33%	1	16.67%	1	16.67%
Staff	16	0	0.00%	11	68.75%	0	0.00%	6	37.50%	2	12.50%
Special	4	0	0.00%	1	0.00%	1	0.00%	1	0.00%	1	0.00%
SUM:	26	1	3.85%	15	57.69%	3	11.54%	8	30.77%	4	15.38%

## Priority Two

### Recruitment and retention of police officers

#### Recruitment and Retention Numbers:

The PCC has made an Equality Commitment and will work with representing bodies that support diverse groups within the Force to ensure we pick up on the earliest signs of discrimination and exclusionary practices which impact on disproportional outcomes in areas such as recruitment, promotions, career progression, disciplinaries and dismissals. The aim will be to address any identified disproportionality of outcomes for all of our staff.

The PCC wishes for his office to publish the monthly figures of the diversity of officers.

# Priority Three

## Tackling the causes of crime and breaking the cycle of re-offending

The PCC wants young people to have a direct say in how we utilise resources to support them in making safe spaces across Bedfordshire. This work will link with the delivery of the Violence and Exploitation Reduction Unit (VERU) that the PCC will continue to perform the governance and oversight role for.

### Overview

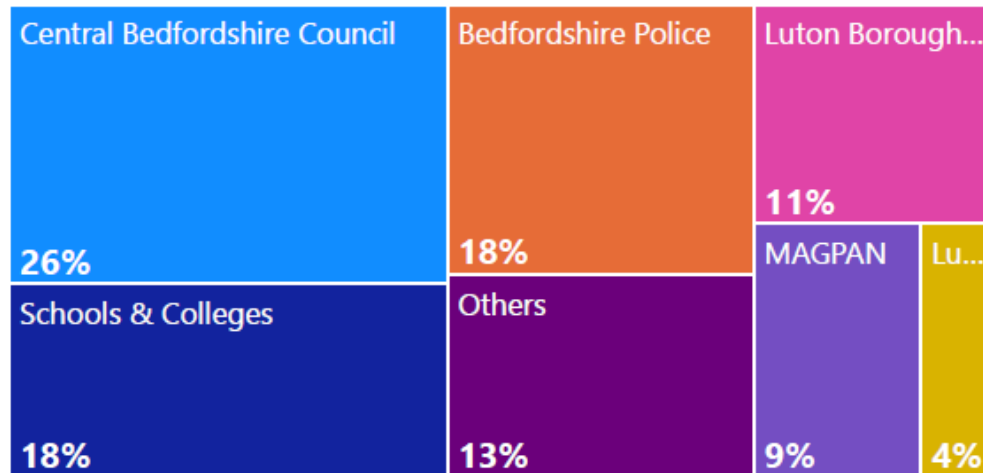
Total no. of referrals

**497**

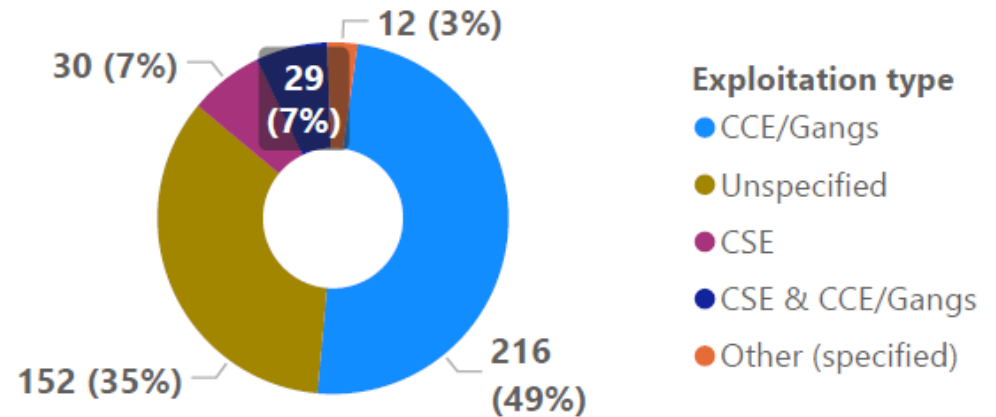
No. of referrals accepted

**439**

#### Total referrals by source



#### Accepted referrals by exploitation type

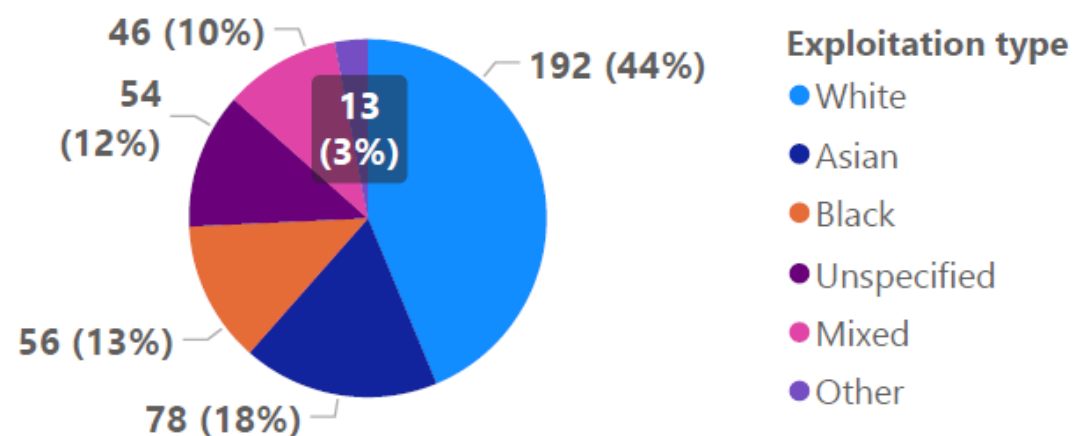


## Demographics of accepted referrals

### Accepted referrals by age and sex at referral

Age Group at Referral	Female		Male		Unspecified		Total	
	Count	%	Count	%	Count	%	Count	%
10 years or less	1	0.2%	2	0.5%			3	0.7%
11 - 15 years	40	9.1%	160	36.4%	4	0.9%	204	46.5%
16 - 20 years	37	8.4%	138	31.4%			175	39.9%
21 - 25 years	2	0.5%	19	4.3%			21	4.8%
Over 25 years	17	3.9%	2	0.5%			19	4.3%
Unknown	14	3.2%	2	0.5%	1	0.2%	17	3.9%
<b>Total</b>	<b>111</b>	<b>25.3%</b>	<b>323</b>	<b>73.6%</b>	<b>5</b>	<b>1.1%</b>	<b>439</b>	<b>100.0%</b>

### Accepted referrals by ethnic group

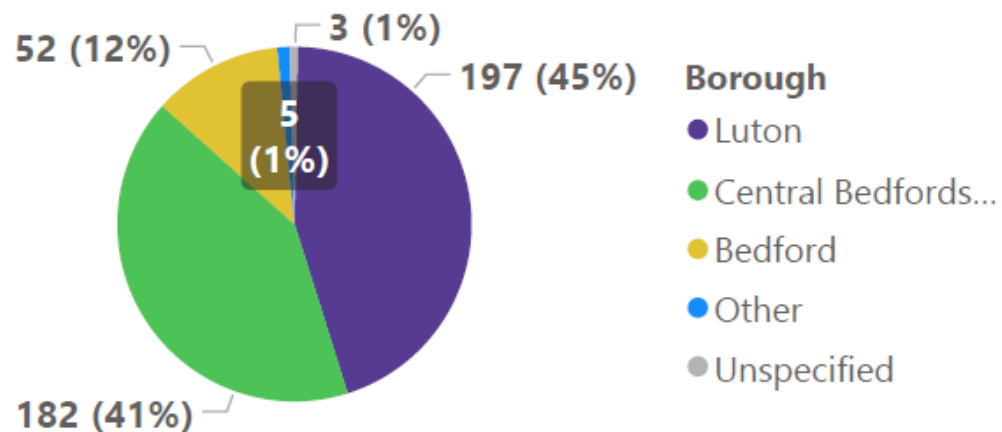


### % of accepted clients with disability

All were either learning disability or long term health condition

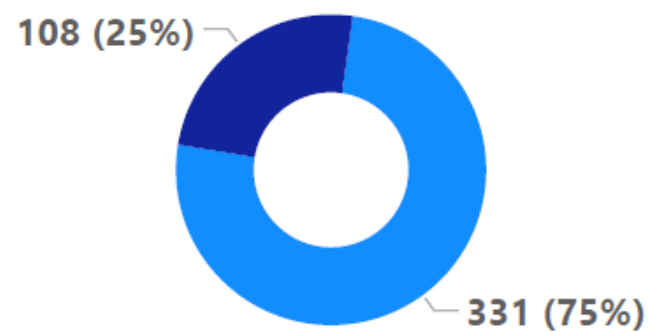
**4%**

### Accepted referrals by borough



### Accepted referrals by client type

**Client type** ● Young person ● Parent

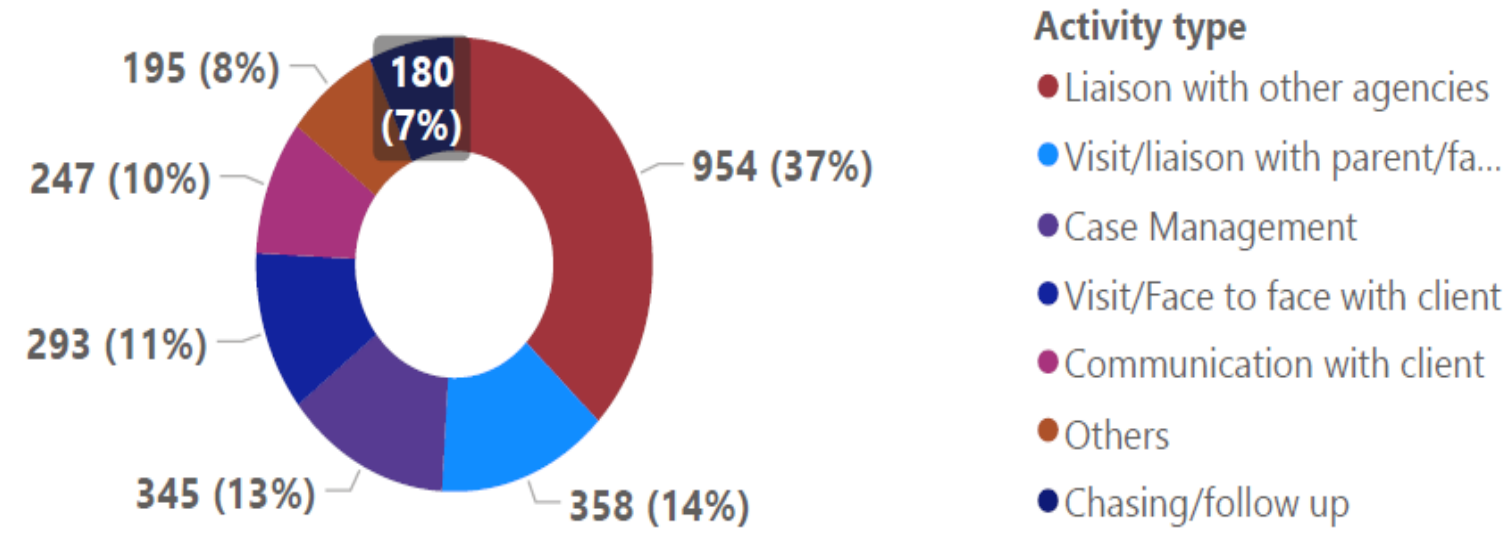




**Curent Caseload (YTD means Financial Year to Date, starting from April)**

No. of referrals YTD	No. of accepted referrals YTD
<b>93</b>	<b>59</b>
No. on the waiting list	No. of persons in service
<b>10</b>	<b>126</b>

YIS team case work activities YTD by recorded activity type



## Priority Four

Placing residents and victims at centre of policing priorities.

Bedfordshire Victim Care Services (BVCS) offers free and confidential support to anyone affected by crime whether it has been reported to the police or not.

BVCS has been commissioned and funded by the Police & Crime Commissioner for Bedfordshire, to help and support victims of crime to cope and recover from their experience and ensure they receive their entitlements under the Code of Practice for Victims of Crime. <https://www.bedfordshirevcs.com/>

	Sep-23	Oct-23	Nov-23	Dec-23
Referrals received by BVCS				
Athena	522	520	482	482
In-house generated (BVCS)	0	0	0	0
External source	37	42	38	37
Internal source	10	4	5	3
Self referrals	15	21	20	8
Total	584	587	545	530

## Priority Four

Placing  
residents and  
victims at  
centre of  
policing  
priorities.

The PCC has requested information from the Force on a monthly basis surrounding Victim Satisfaction and how the Force deals with this and monitors this.

The force is developing its IT solution to automated victim satisfaction surveys, and this is progressing well against the project plan. In the meantime, the force has limited capacity to complete such surveys, however, can report:

### Victim Satisfaction

*During November 2023, 82 surveys were attempted and 22 were completed. Of the remaining 60 – 17 victims declined, 30 were unable to be contacted and the remaining 13 were not given a reason.*

*Of the 22 completed surveys, 15 were achieved on the first contact attempt, with 5 occurring on a second attempt and the final 2 took three attempts.*

*9 of the surveys show a positive or negative response – with 5 being positive, 2 being negative and the remaining 2 are showing are mixed.*

# Priority Four

Placing residents and victims at centre of policing priorities.

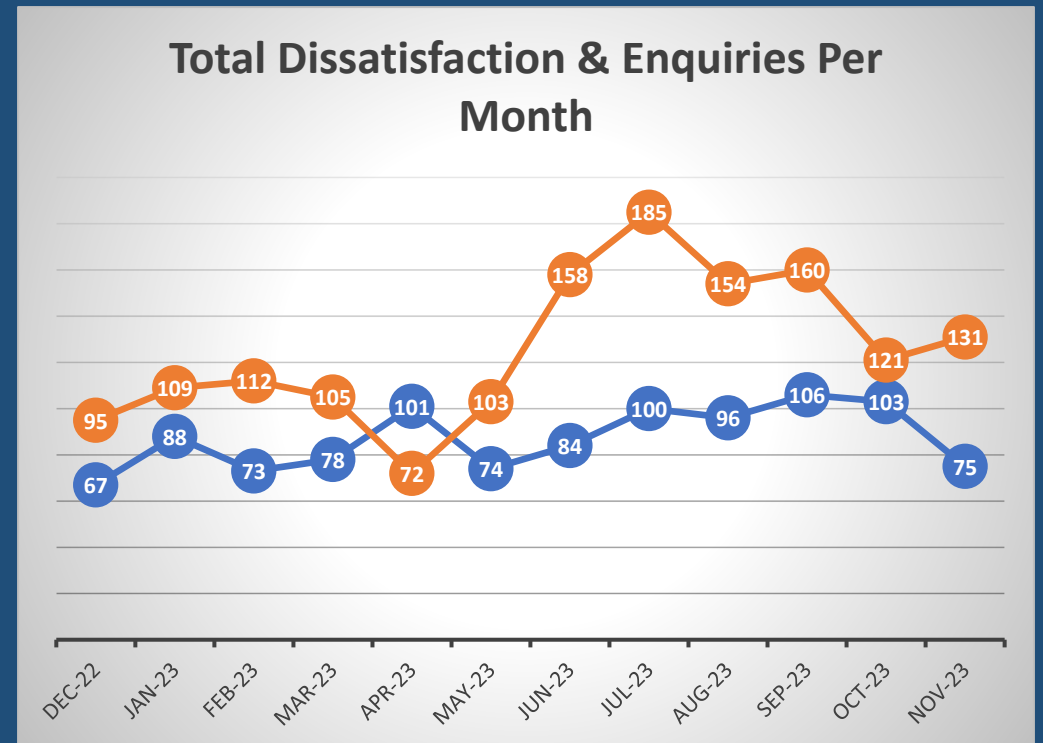
The PCC has requested information from the Force on a monthly basis surrounding Victim Satisfaction and how the Force deals with this and monitors this.

The force is developing its IT solution to automated victim satisfaction surveys and this is progressing well against the project plan. In the meantime, the force has limited capacity to complete such surveys, however can report:

## Victim Dissatisfaction

Orange – Enquiries Recorded

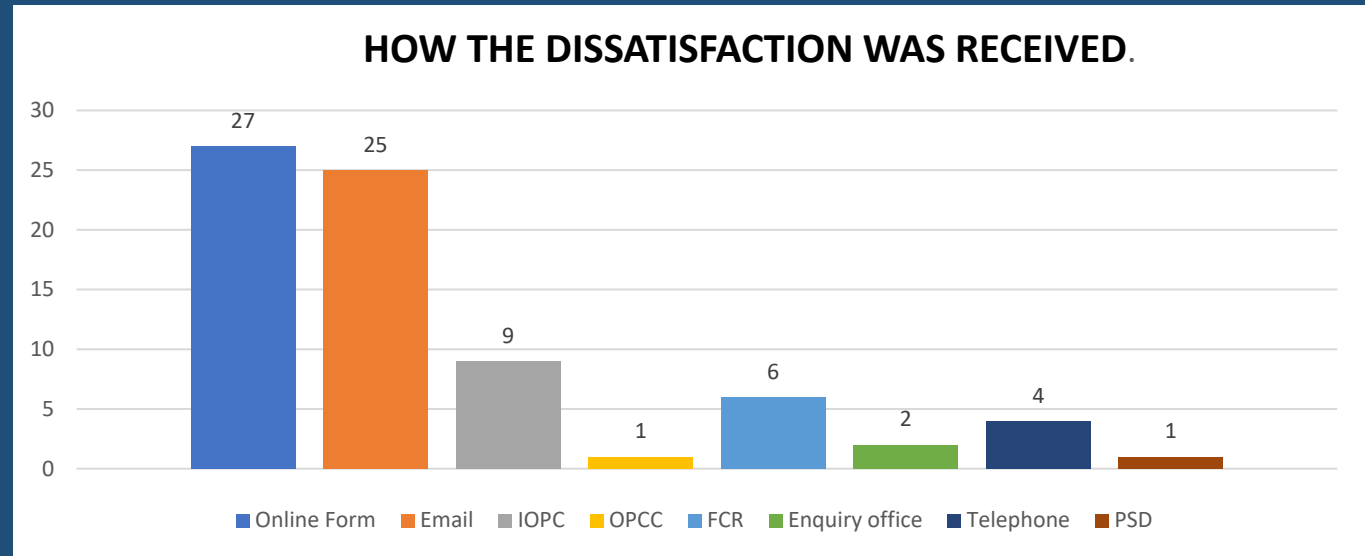
Blue - Dissatisfaction Recorded



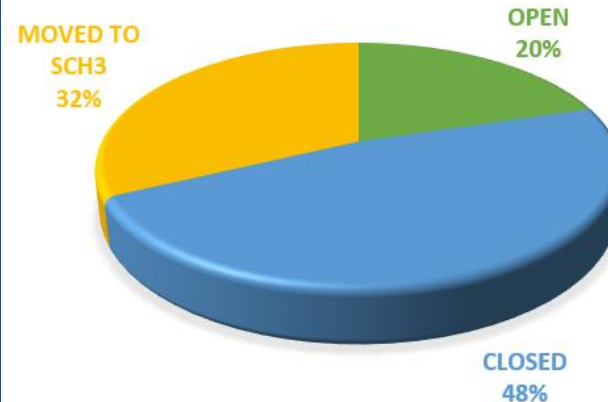
## Priority Four

Placing residents and victims at centre of policing priorities.

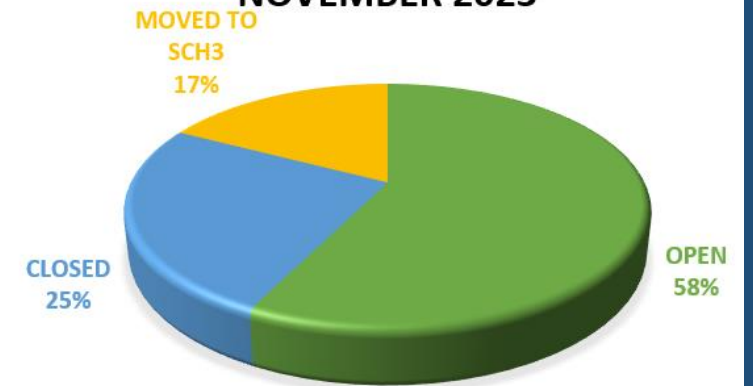
### Victim Dissatisfaction



**DISSATISFACTION STATUS ROLLING TWELVE MONTHS**



**DISSATISFACTION STATUS FOR NOVEMBER 2023**

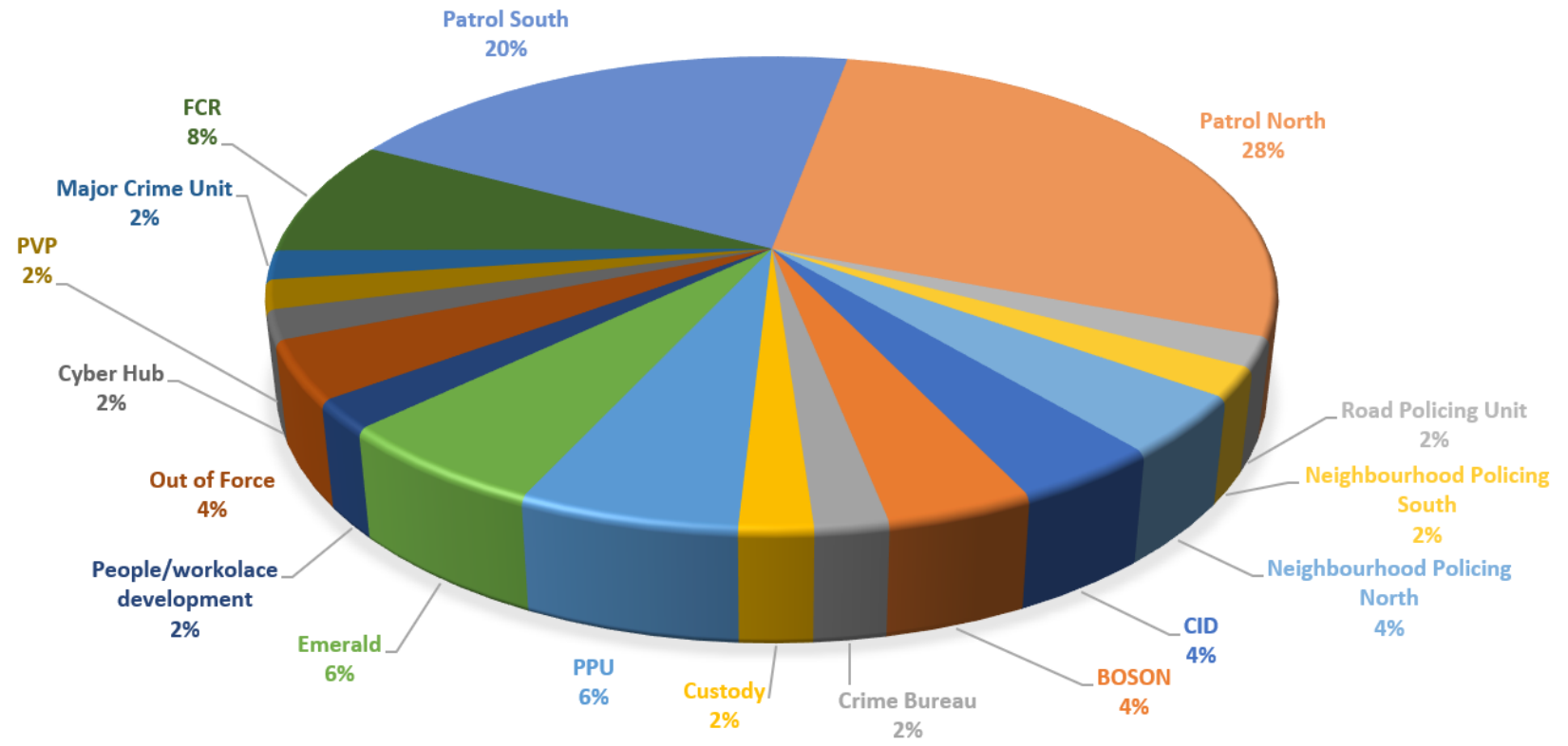


# Victim Dissatisfaction

## Priority Four

Placing residents and victims at centre of policing priorities.

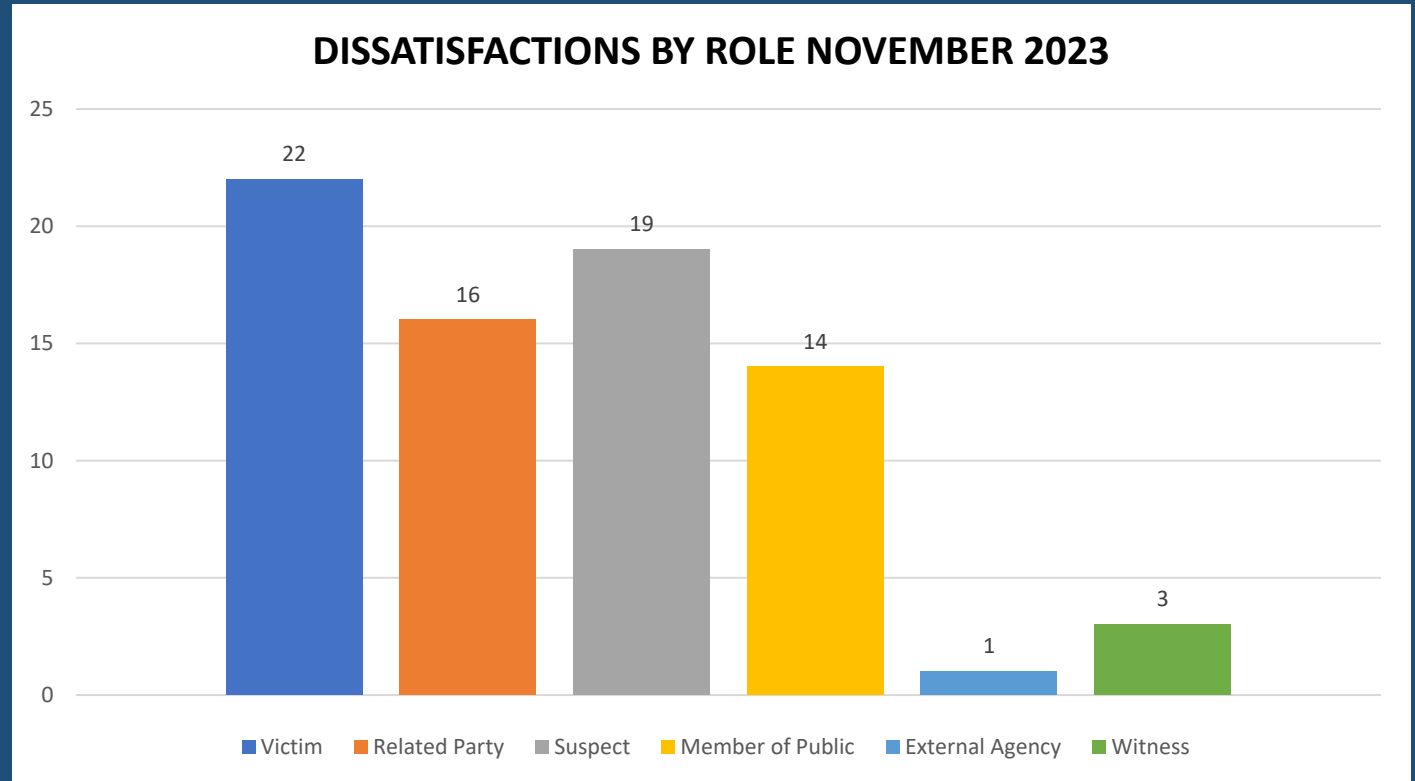
### DISSATISFACTIONS BY DEPARTMENT NOVEMBER 2023



## Priority Four

Placing residents and victims at centre of policing priorities.

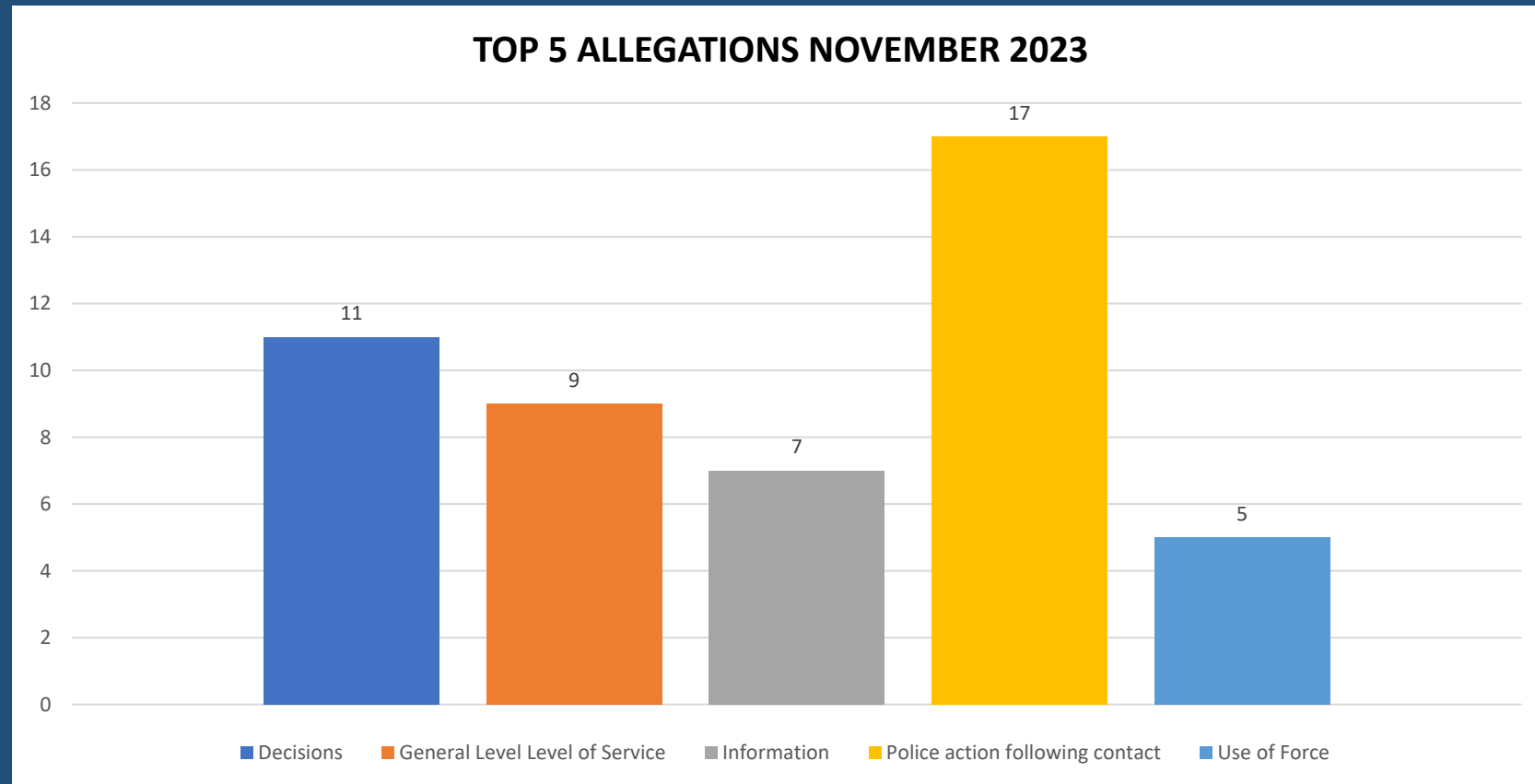
## Victim Dissatisfaction



## Priority Four

Placing residents and victims at centre of policing priorities.

### Victim Dissatisfaction

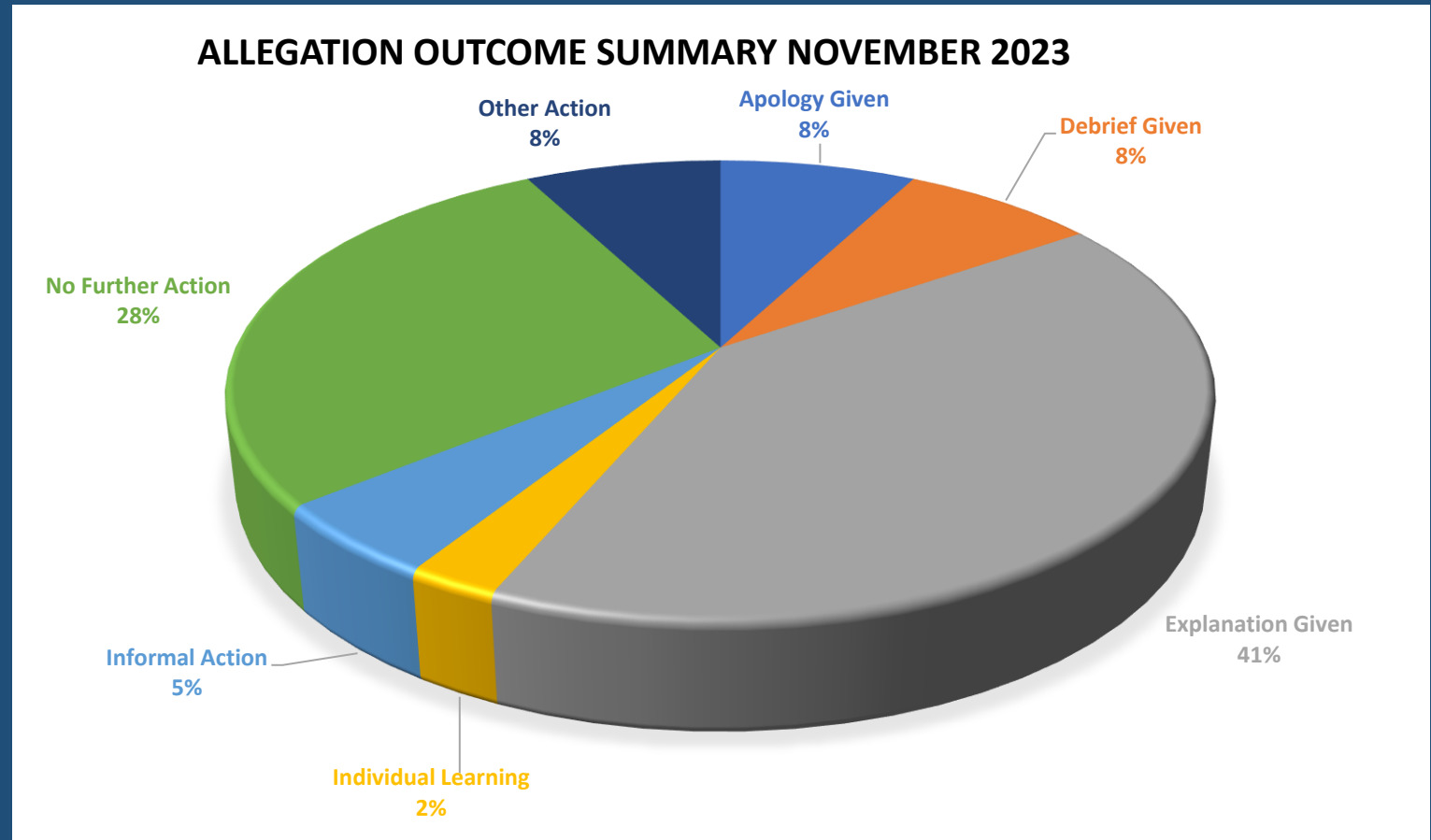




## Victim Dissatisfaction

### Priority Four

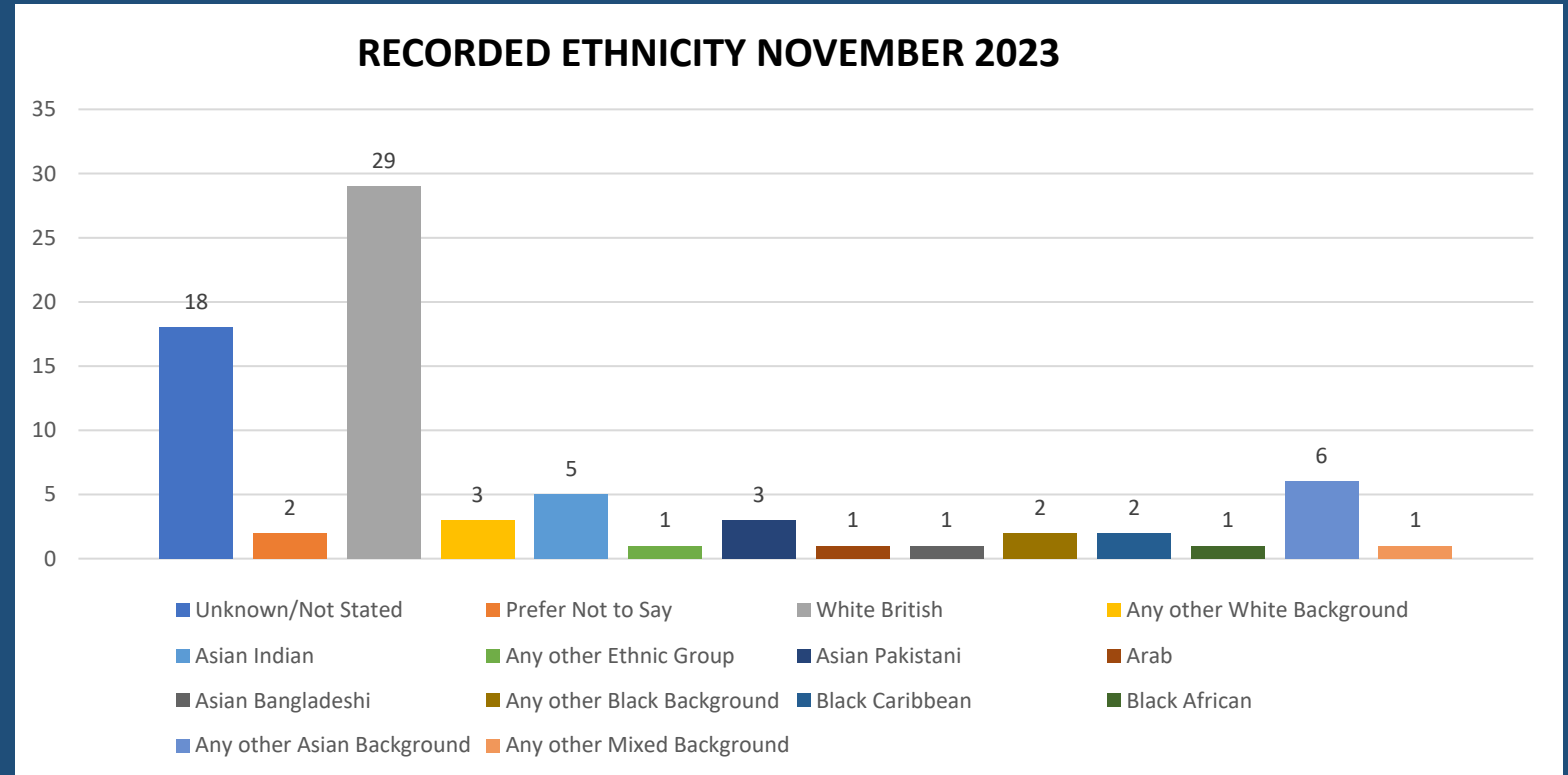
Placing residents and victims at centre of policing priorities.



# Priority Four

Placing residents and victims at centre of policing priorities.

## Victim Dissatisfaction



## Victim Dissatisfaction

### Priority Four

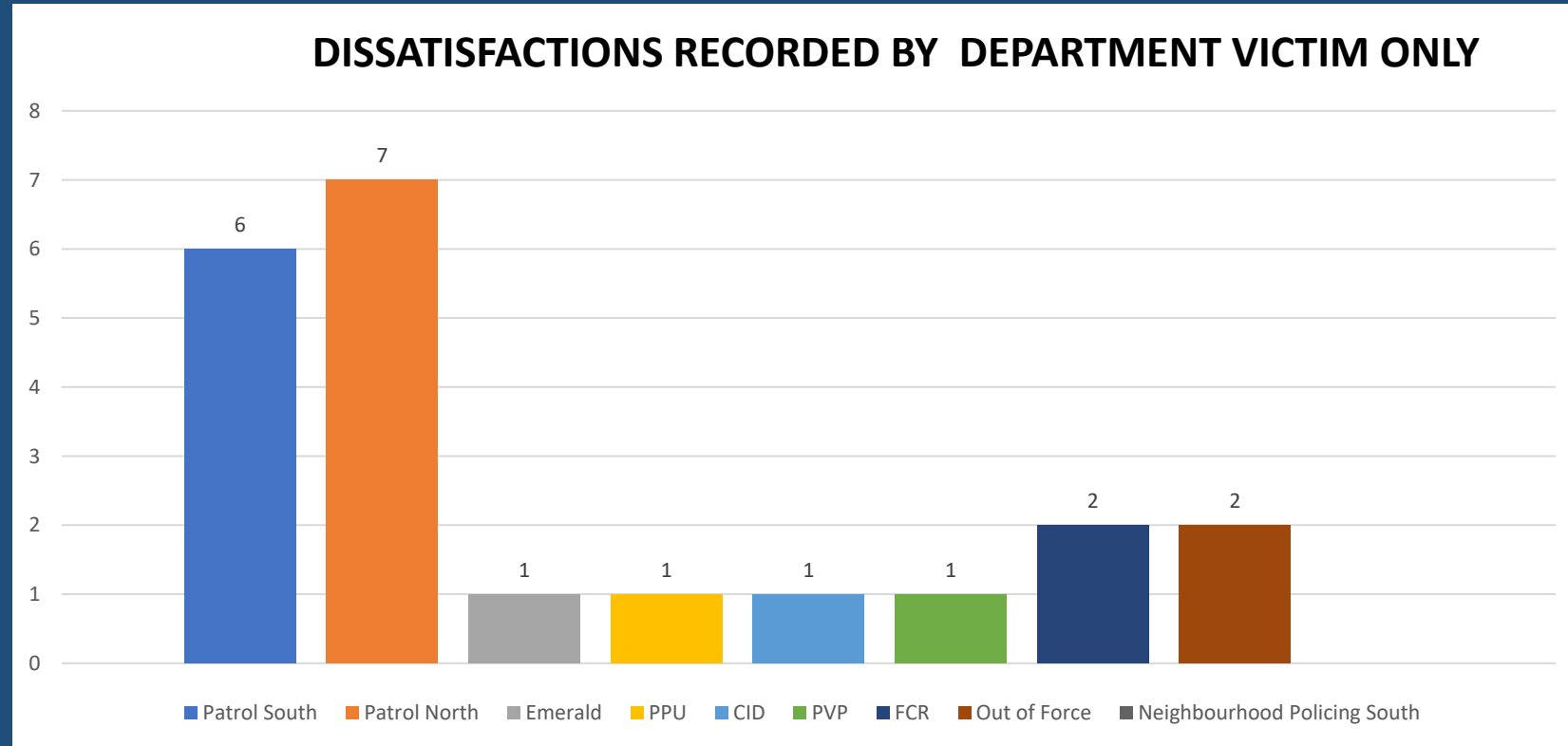
Placing residents and victims at centre of policing priorities.



## Priority Four

Placing residents and victims at centre of policing priorities.

## Victim Dissatisfaction

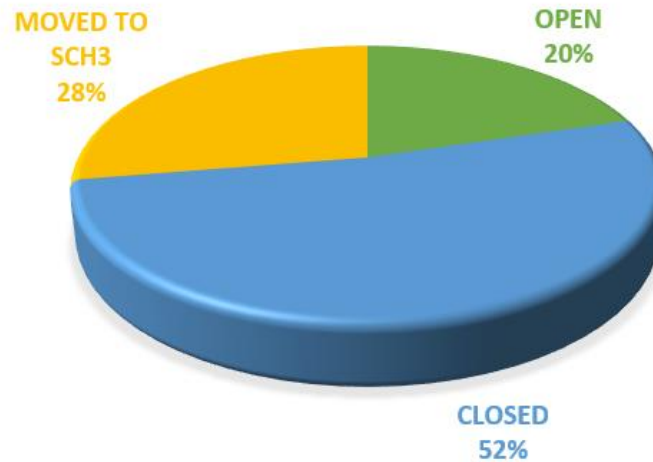


## Victim Dissatisfaction

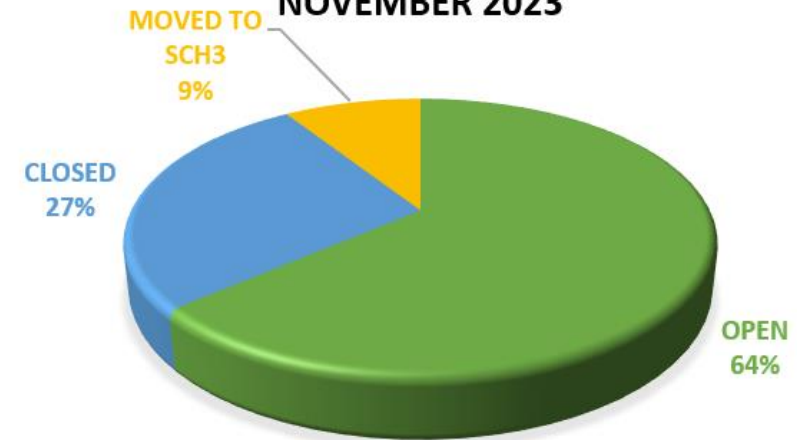
### Priority Four

Placing residents and victims at centre of policing priorities.

VICTIM DISSATISFACTION STATUS ROLLING TWELVE MONTHS



VICTIM DISSATISFACTION STATUS FOR NOVEMBER 2023



## Priority Five

Multi-agency  
approach to  
community  
safety and  
crime reduction

Partnership delivery of community engagement and action

The PCC and his office attends many different partnership meetings and events:

<https://www.bedfordshire.pcc.police.uk/events/>

## Priority Six

### Transparency and Open Communication

The PCC has also requested for additional information to aid transparency of the Force and they fall under different headings in line with the pledge of being Transparent.

The PCC has pledged to invest to improve performance and wellbeing of staff in our Force Control Room

#### Force - Response times - 101 and 999 calls, November 2023

- *10,317 - 999 call answered, 344 average per day, 89.1% answered in 10 secs, 8s average wait time*
- *4,118 - 101 Priority, 114 average per day, 1m 42s average wait time*
- *8,290 - 101 Non Priority, 207 average per day, 4m 43s average wait time*

999 performance data | Police.uk ([www.police.uk](http://www.police.uk))

## Priority Six

# Transparency and Open Communication

The PCC has also requested for additional information to aid transparency of the Force and they fall under different headings in line with the pledge of being Transparent.

The PCC pledged that he would ensure that appropriate services are in place for victims within the power of the OPCC.

### Clare's Law

The Domestic Violence Disclosure Scheme (DVDS), also known as "Clare's Law" enables the police to disclose information to a victim or potential victim of domestic abuse about their partner's or ex-partner's previous abusive or violent offending.

Clare's Law - number of requests and average length of time to respond to requests are on the next slide.



		Dec 2022	Jan 2023	Feb 2023	Mar 2023	Apr 2023	May 2023	Jun 2023	Jul 2023	Aug 2023	Sep 2023	Oct 2023	Nov 2023
Requested in Month	<b>Total Requests</b>	31	35	29	30	38	55	40	46	42	42	43	36
	Right to Ask	21	29	22	23	28	41	25	30	26	30	24	23
	Right to Know	10	6	7	7	10	14	15	16	16	12	19	13
	Filed	31	35	29	30	38	55	40	45	42	38	38	22
	Outstanding								1		4	5	14
Disclosed in Month	Right to Ask		7	2	4	11	8	18	8	11	8	8	3
	Right to Know	1	3	2	2	1	4	8	7	9	5	5	9
	Disclosed outside 35 days	1	8	3	3	7	6	8	7	5	4	4	4

The PCC has also requested for additional information to aid transparency of the Force and they fall under different headings in line with the pledge of being Transparent.

## Stop and Search Data (Q2) – 01/07/2023 – 30/09/2023

# Priority Six

# Transparency and Open Communication

Stop searches per 1000 population			
CSP	Stops	Population	per 1000 population
Bedford Borough	485	185.23	2.62
Central Beds	262	294.25	0.89
Luton Borough	587	225.26	2.61
<b>Total</b>	<b>1334</b>	<b>704.74</b>	<b>1.89</b>

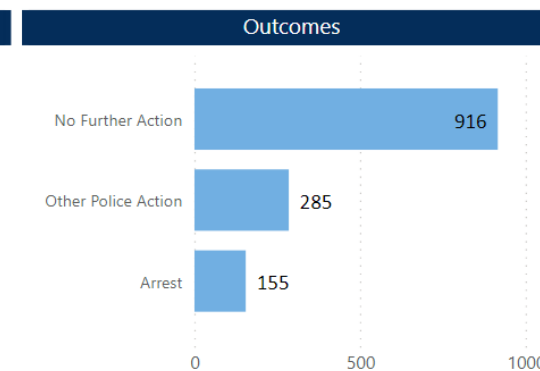
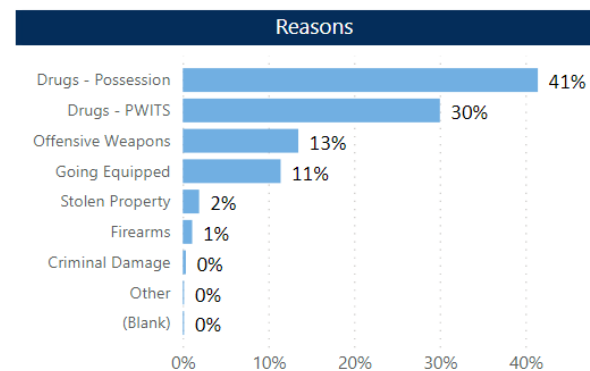
There are 22 records where the CSP is unknown or out of force.

The weapons seized and drugs seized counts are based on a count of searches where a weapon or drug property item has been recorded in relation to the stop search.

Level of Search		
Search Level	Stops	%
Standard Stop Search	1308	96%
Removed Outer Clothing	3	0%
Exposed Intimate Body Parts	45	3%
<b>Total</b>	<b>1356</b>	<b>100%</b>

Reasons			
Reason	Stops	Weapons Seized	Drugs Seized
Drugs - Possession	562	7	189
Drugs - PWITS	407	10	114
Offensive Weapons	183	19	12
Going Equipped	155	3	10
Stolen Property	26		3
Firearms	15	5	3
Criminal Damage	5	1	1
Other	2		
	1		
<b>Total</b>	<b>1356</b>	<b>45</b>	<b>332</b>

Outcomes		
Outcome	Stops	%
Arrest	155	11%
Other Police Action	285	21%
No Further Action	916	68%
<b>Total</b>	<b>1356</b>	<b>100%</b>



Stop and search | Police.uk ([www.police.uk](http://www.police.uk))

# Stop Search by Demographic Group

Stops Between:

01/07/2023

30/09/2023

CSP

Search Reason

All

All

Demographic Category

Self Defined Ethnicity

Last Refreshed:

17/10/2023

12:04

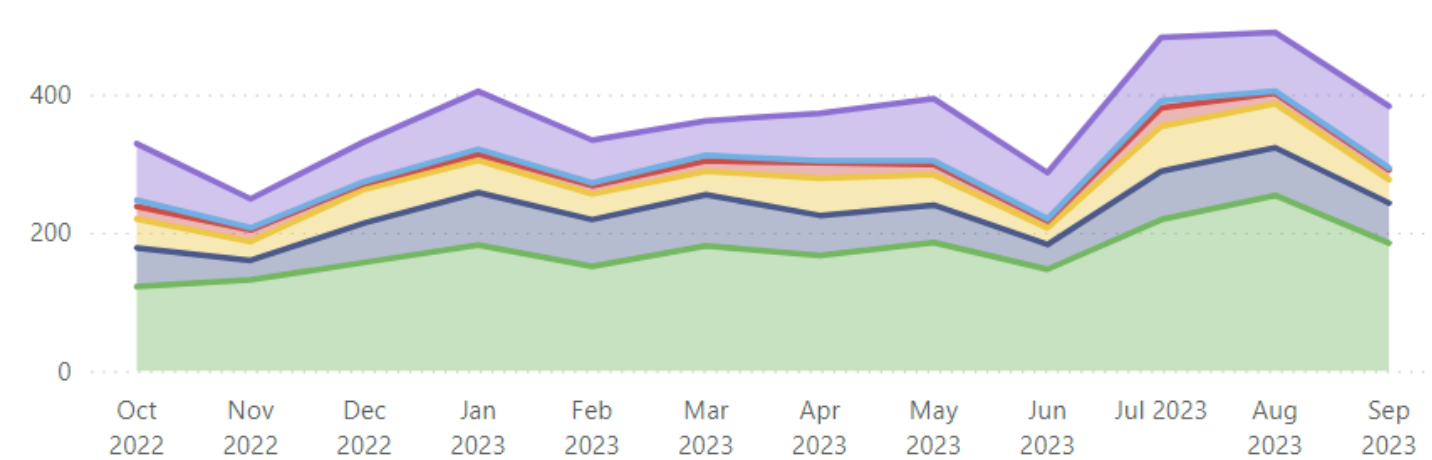
## Self Defined Ethnicity - Bedfordshire - All Search Reasons

### Bedfordshire

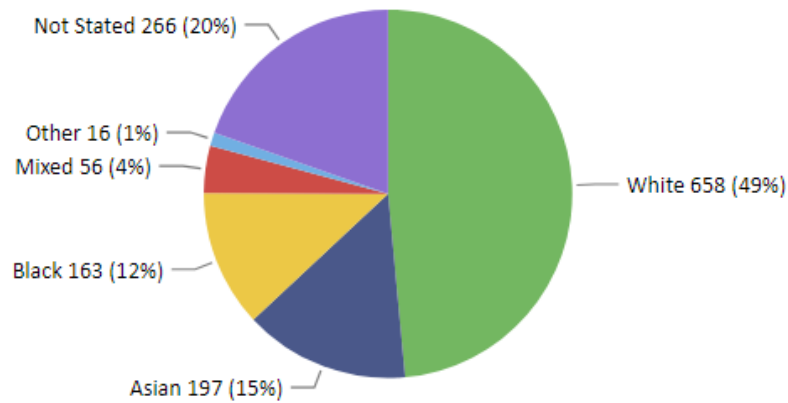
Self Defined Ethnicity	Stops	Population	per 1000 Pop.	Ratio
White	658	507,514	1.30	1.0
Asian	197	116,911	1.69	1.3
Black	163	39,600	4.12	3.2
Mixed	56	27,089	2.07	1.6
Other	16	13,612	1.18	0.9
Not Stated	266			
<b>Total</b>	<b>1356</b>	<b>704,726</b>	<b>1.92</b>	<b>1.5</b>

### By Month

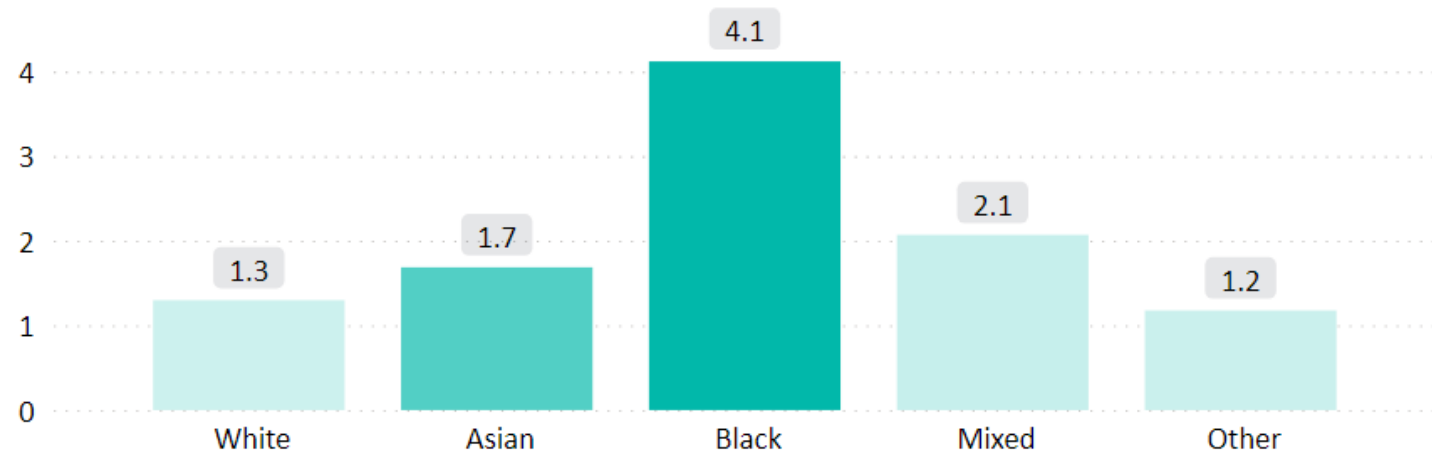
Self Defined Ethnicity ● White ● Asian ● Black ● Mixed ● Other ● Not Stated



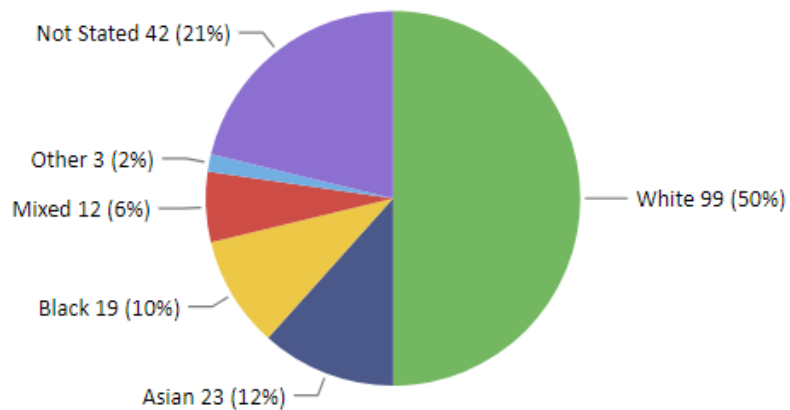
### Self Defined Ethnicity



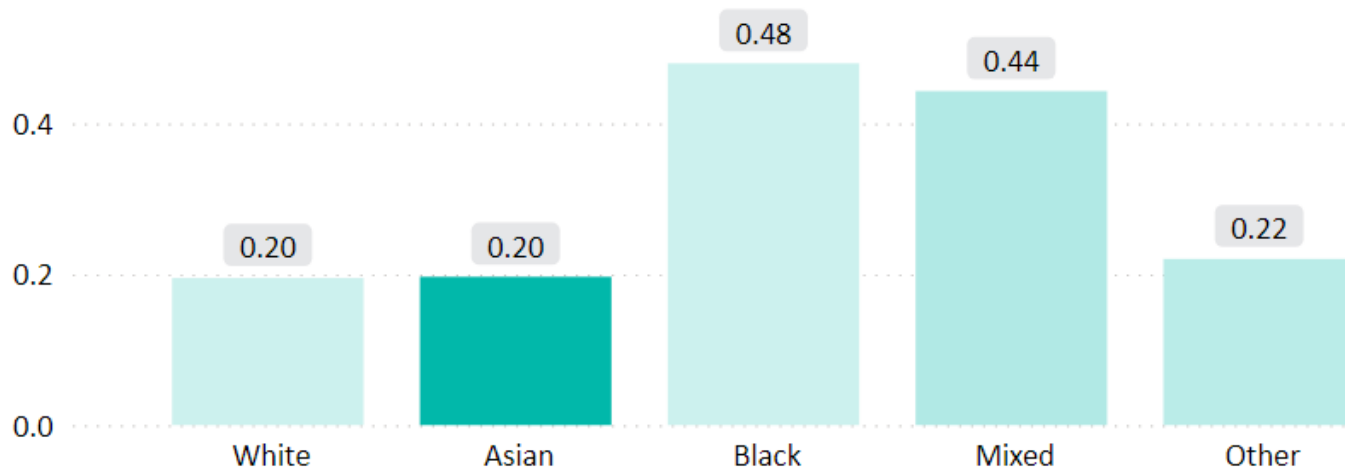
### Stops per 1000 Population



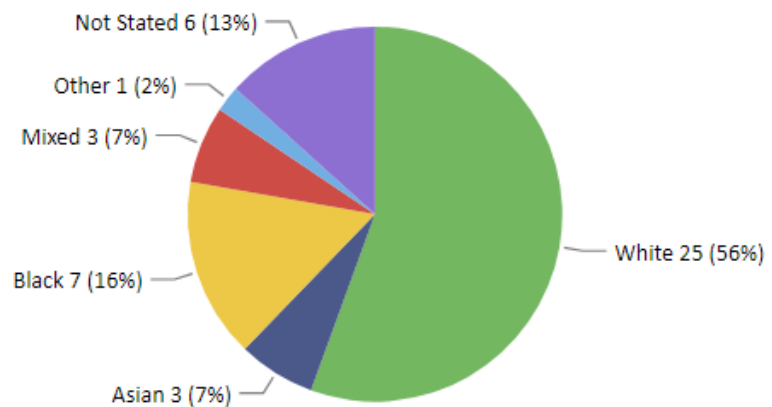
### Reason = Weapons



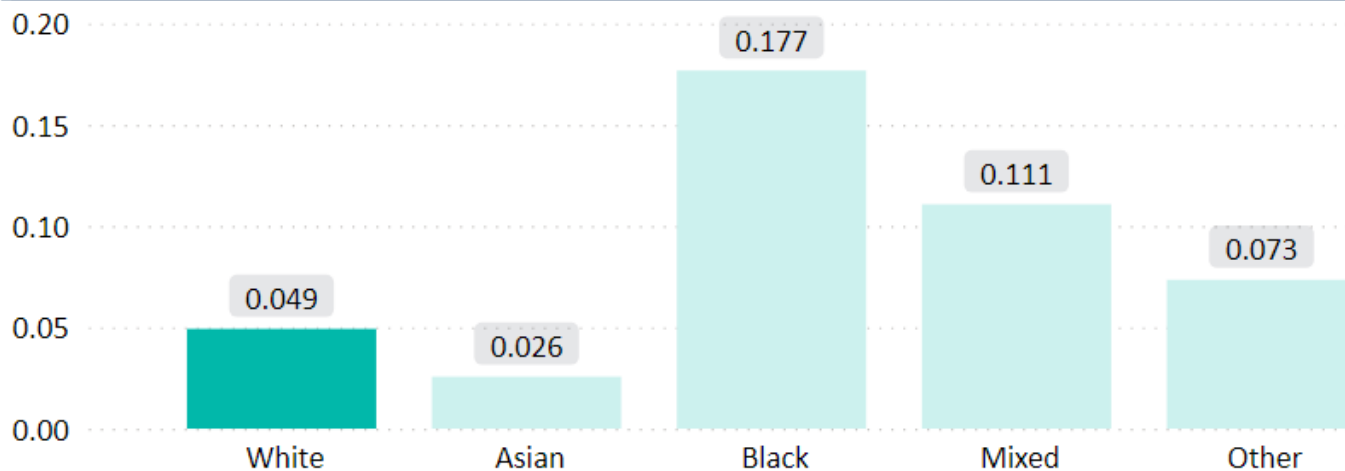
### Stops per 1000 Population - Reason = Weapons



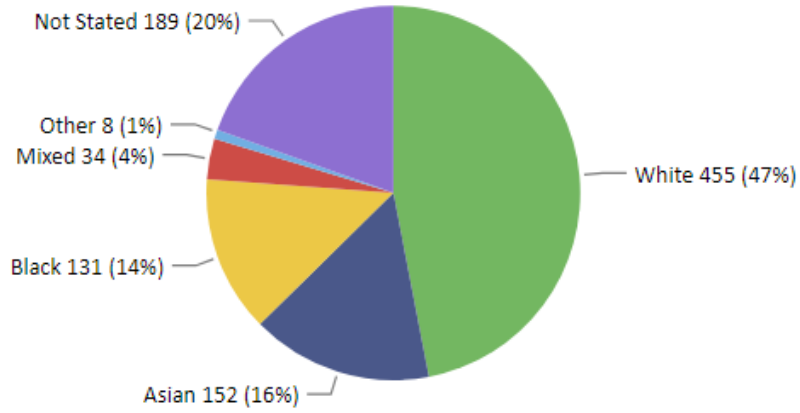
### Weapons Seized



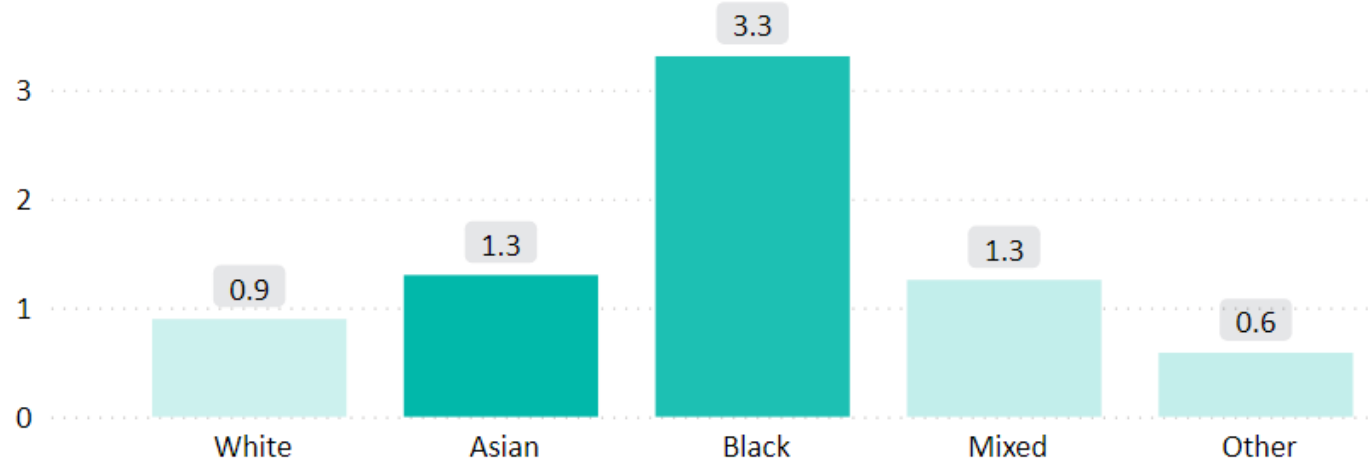
### Stops per 1000 Population - Weapons Seized



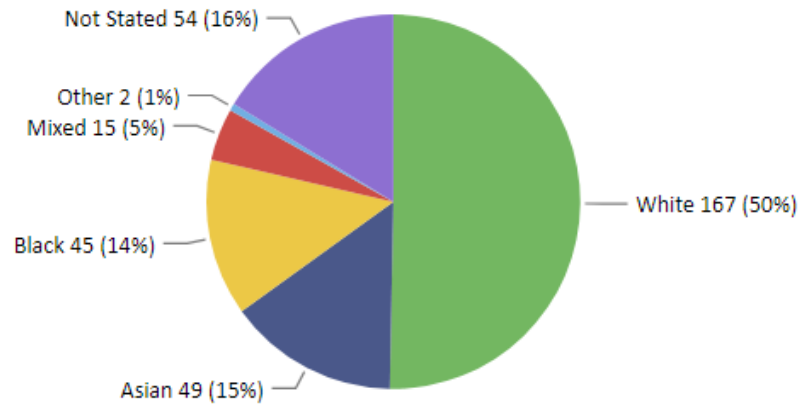
### Reason = Drugs



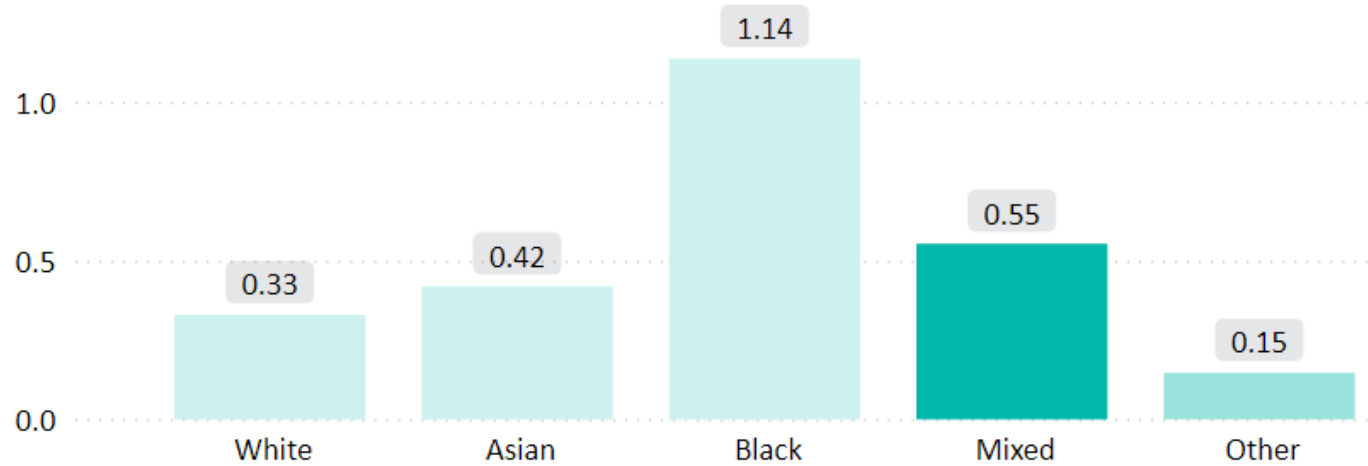
### Stops per 1000 Population - Reason = Drugs



### Drugs Seized



### Stops per 1000 Population - Drugs Seized



# Stop Search by Age

Stops Between:

01/07/2023

30/09/2023

CSP

All

Last Refreshed:

17/10/2023  
12:04

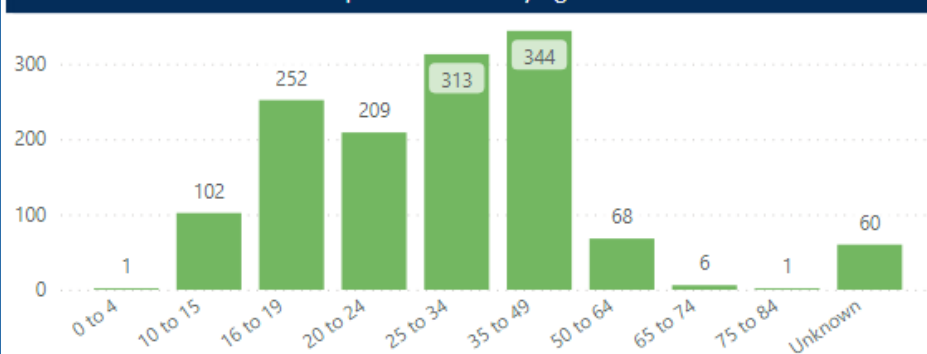
### Age Bands by Officer Defined Ethnicity

Category	White	Asian	Black	Chinese	Arab	Unknown	Total
0 to 4		1					1
5 to 9							
10 to 15	72	9	18			3	102
16 to 19	137	49	53		10	3	252
20 to 24	91	65	48		4	1	209
25 to 34	183	65	58	2	3	2	313
35 to 49	215	61	59		4	5	344
50 to 64	44	3	17		2	2	68
65 to 74	6						6
75 to 84	1						1
85 and over							
Unknown	2		1			57	60
<b>Total</b>	<b>751</b>	<b>253</b>	<b>254</b>	<b>2</b>	<b>23</b>	<b>73</b>	<b>1356</b>

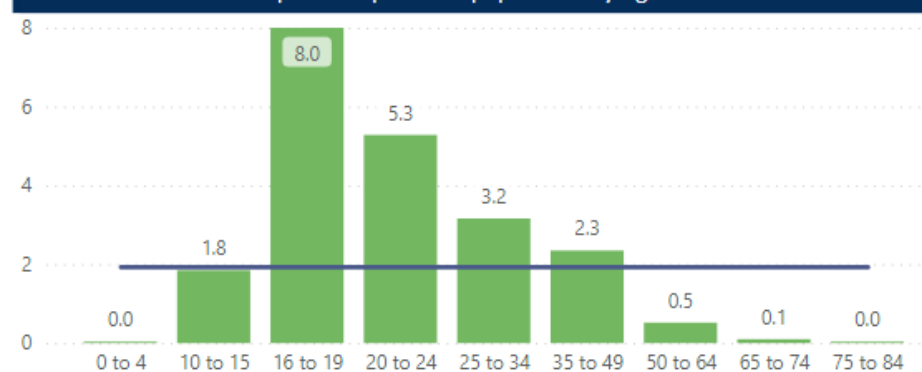
### Age Bands by Self Defined Ethnicity

Category	White	Asian	Black	Mixed	Other	Not Stated	Total
0 to 4		1					1
5 to 9							
10 to 15	52	5	14	8	4	19	102
16 to 19	121	43	34	13	2	39	252
20 to 24	89	43	27	10	2	38	209
25 to 34	153	47	35	13	4	61	313
35 to 49	197	56	38	8	3	42	344
50 to 64	41	2	15	4	1	5	68
65 to 74	4					2	6
75 to 84	1						1
85 and over							
Unknown						60	60
<b>Total</b>	<b>658</b>	<b>197</b>	<b>163</b>	<b>56</b>	<b>16</b>	<b>266</b>	<b>1356</b>

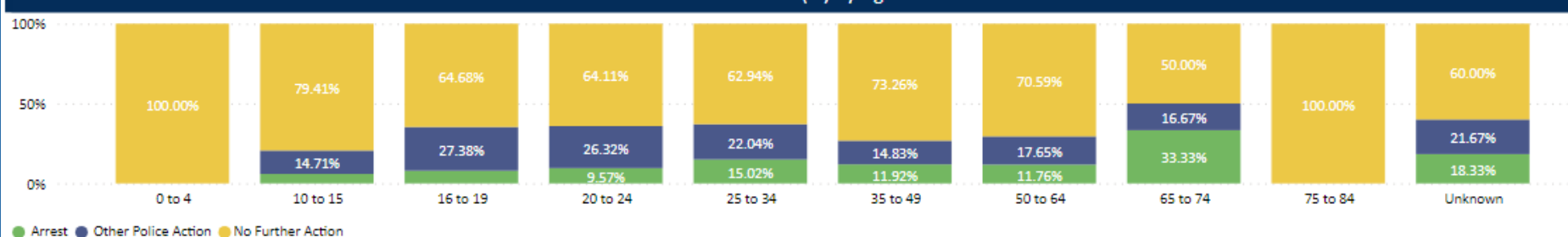
### Stop Search Count by Age Band



### Stop Search per 1000 population by Age Band



### Outcomes (%) by Age



## Priority Seven

### National Contributions

The PCC is fully engaged with his National Contributions and releases press releases in line with this:

<https://www.bedfordshire.pcc.police.uk/news/>