

Office of the Police and Crime Commissioner Information Document January 2024

Author: Office of the Police and Crime Commissioner
Sign Off – Force Exec :

Executive Summary:

PCC Festus Akinbusoye has pledged to make information readily available for the public to review to try and reduce the number of FOIs received by the OPCC and Force. This will go beyond which is required in the Specified Information Order.

The PCC has asked the Force Exec to provide information so that the OPCC can publish this information on the website – this was agreed 01.07.2021 during Delivery and Beating Crime Board that the Force would provide the information required.

The document has been updated to show members of the public, how the information links in with the Police and Crime Plan.

Specified Information Order

Police and Crime Commissioners (PCCs) are required to publish certain information to allow the public to hold them to account.

Section 11(1) and (2) of The Police Reform and Social Responsibility Act 2011 requires an elected local policing body to publish any information specified by the Secretary of State by order.

The Elected Local Policing Bodies (Specified Information) Order 2011 ('the Order') sets out the information that must be published. Guidance on the order is published on gov.uk - [Guidelines for PCCs on publishing information - GOV.UK \(www.gov.uk\)](#)

Specified
Information
Order

<https://www.bedfordshire.pcc.police.uk/specified-information-order/>

Specified Information Order

The Elected Local Policing Bodies (Specified Information) (Amendment) Order 2021 ('the amending Order), which will come into force on 31 May 2021 provides that information relating to the force's performance against the Government's national priorities for policing.

National priorities for policing

The national priorities for policing are specified in the Police and Crime Measures:

- reduce murder and other homicide;
- reduce serious violence;
- disrupt drugs supply and county lines;
- reduce neighbourhood crime;
- tackle cyber crime;
- and improve satisfaction among victims with a particular focus on victims of domestic abuse.

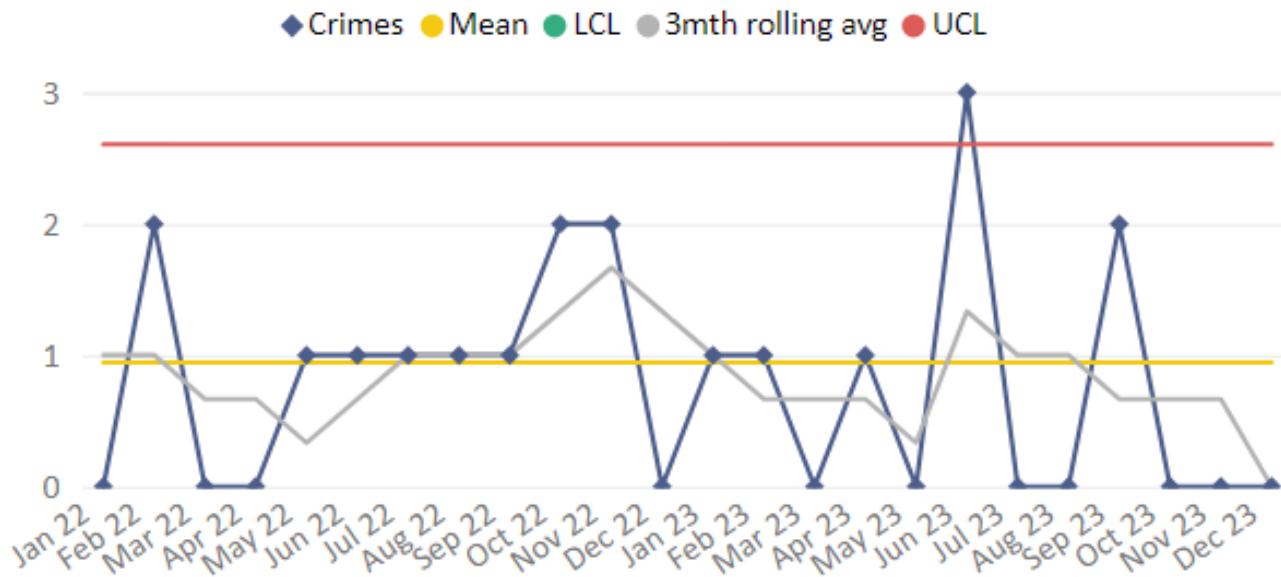
Measure Summary

Local Measures	Trend / Outlook	Benchmark
Police recorded Homicide offences	Improving	21 st / 42

Planned Action to Drive Performance

1. Homicide and joint Serious Violence reduction strategy has been collated into one and sits within the Serious Violence Board – strands include Mental Health, DA and Serious Violence.
2. The Force is working with the CofP around Homicide reduction and will be taking advantage of an additional 15 days support available.
3. Beds is currently involved in the Winter Homicide Prevention initiative.

Recorded Crime Trend



Comments

1. No Homicides recorded in Q3, averaging one a month 23/24.
2. Reduction in comparison to last year – 9 v 6

Financial Quarter	Crimes
2023/24 - Q1	4
2023/24 - Q2	2
2023/24 - Q3	0
Total	6

Caveat: this data is based on local Bedfordshire force data and may not match nationally published data (police.co.uk or published stats from HO)
 Benchmark data as at October 23

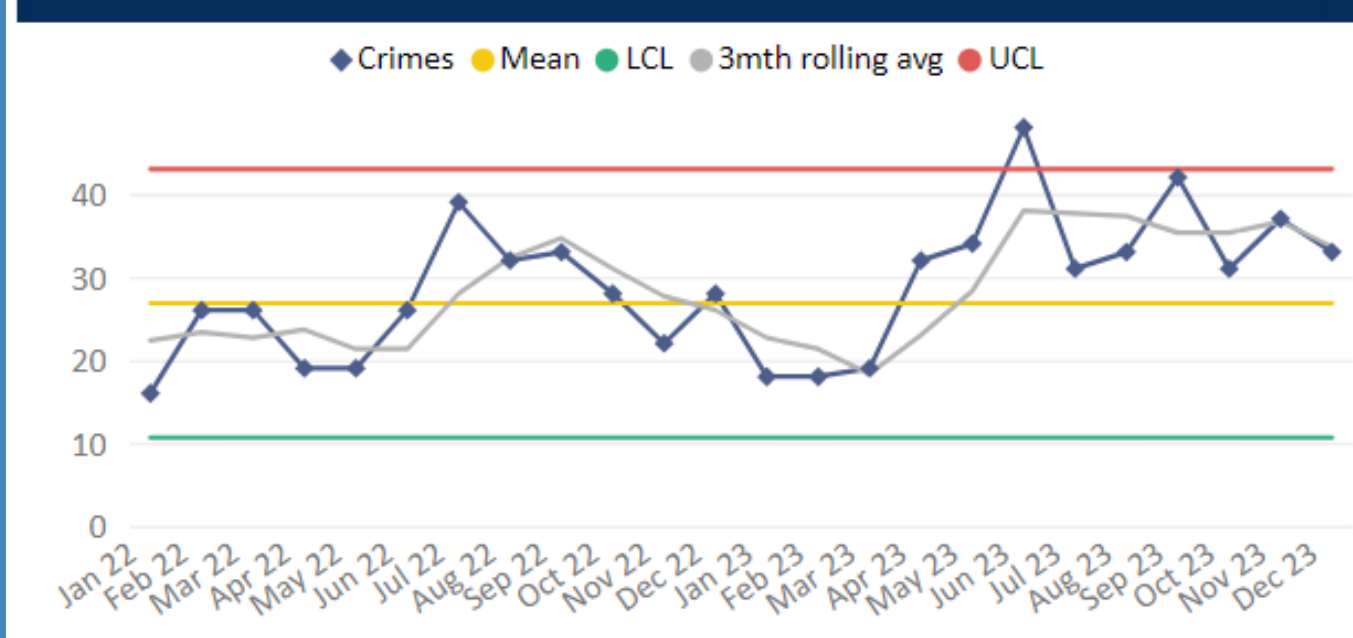
Measure Summary

Local Measures	Trend / Outlook	Benchmark
Police recorded Most Serious Violence offences	Improving	13 th / 42
Solved Crimes	Improving	21 st / 42

Planned Action to Drive Performance

1. Op SOTERIA implementation is progressing to address Rape and SSO
2. VERU - Deploying Outreach Workers in park areas across Beds during the Summer. Reactivate Workers to target 18-25yrs whilst in custody to discuss pathways available to them to divert away from violence. Now have a Youth Intervention Adviser and VERU had a summer calendar of activities to divert youths away from violence and ASB

Recorded Crime Trend



Comments

1. Most Serious Violence levels are stable compared to Q2 but up on the Q3 last year.
2. Levels over Q3 have remained above average, averaging 36 crime per month for 23/24.
3. Beds is below the MSG average

Financial Quarter	Crimes
2023/24 - Q1	114
2023/24 - Q2	106
2023/24 - Q3	101
Total	321

Caveat: this data is based on local Bedfordshire force data and may not match nationally published data (police.co.uk or published stats from HO)
 Benchmark data as at October 23

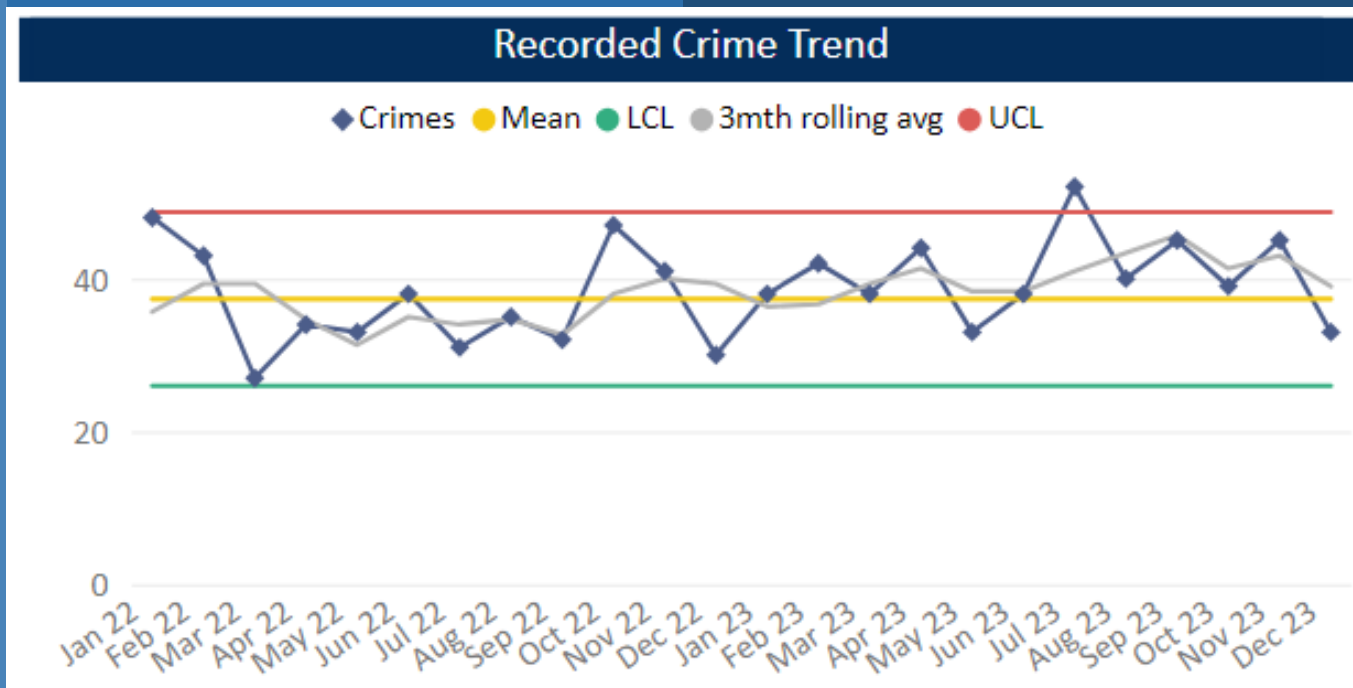
Measure Summary

Local Measures	Trend / Outlook	Benchmark
Number of Drug Trafficking offences	Reflects policing activity	17 ^h / 42

Planned Action to Drive Performance

1. Op JOULES - County line initiative.
2. Op COSTELLO dedicate team continues to enforce on large scale drug activity, with key focus on the professional enablers, linking into SOC Op KOALA

Trafficking of Drugs



Comments

1. Q3 recorded 117 Trafficking of Drugs offences, averaging 41 crimes per month 23/24. Down on the previous quarter and slightly down on same time previous year.
2. Bedfordshire currently has 31 OCG's, down on last quarter (39), and 9 Street Gangs (stable compared to Q2).
3. Currently 71 County Line operating across 31 groups, 12mth average is 58.8 lines. The overall number of groups has decreased for the first time since March 2023

Financial Quarter	Crimes
2023/24 - Q1	115
2023/24 - Q2	137
2023/24 - Q3	117
Total	369

Caveat: this data is based on local Bedfordshire force data and may not match nationally published data (police.co.uk or published stats from HO)
 Benchmark data as at October 23

Measure Summary

Planned Action to Drive Performance

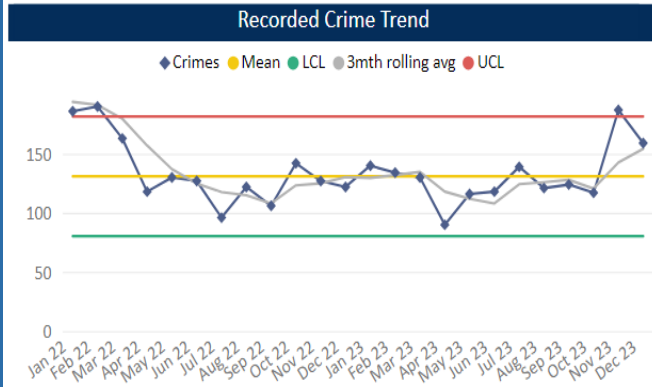
1. Co-chaired Neighbourhood Crime meeting, focused on problem solving.

Comments

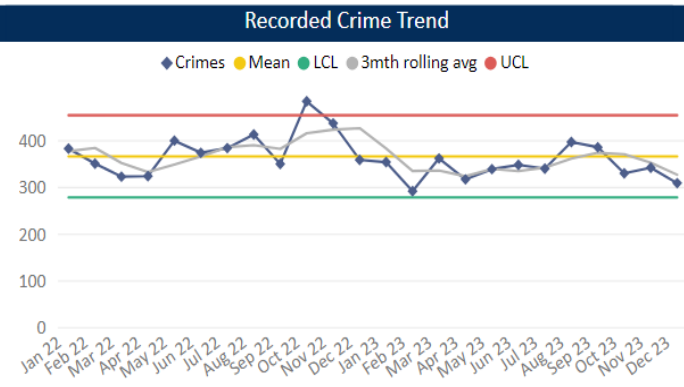
1. Q3 recorded 463 Residential Burglaries averaging 130 crimes a month 23/24. This is higher than the previous quarter and same period in the previous year. The short-term trend in upwards and burglary has been above average since November, in line with seasonal trends. Solved crime 10.6% up on last quarter.
2. Vehicle Crime has reduced Q3 and has been below average to the whole quarter. Down on same period last year.
3. Person Robbery has been stable Q3 compared to Q2 and same period last year. Average 42 crimes per month. Solved crime 8.5% for Q3, up on Q2.
4. 136 Theft from a Person during Q3, stable compared to Q2 and slight increase on last year Q3. December reached UCL noting a particularly increase in Luton.

Local Measures	Trend / Outlook	Benchmark
Police recorded Residential Burglary offences	Deterioration	30 th / 42
Police recorded Vehicle Crime offences	Deterioration	38 th / 42
Police recorded Personal Robbery offences	Deterioration	32 nd / 42
Police recorded Theft from Person offences	Deterioration	30 th / 42

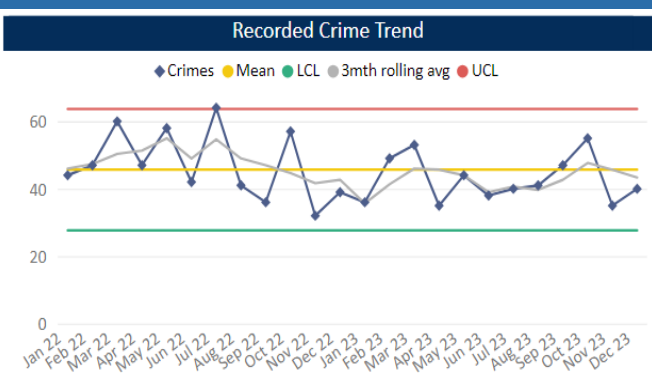
Burglary Residential



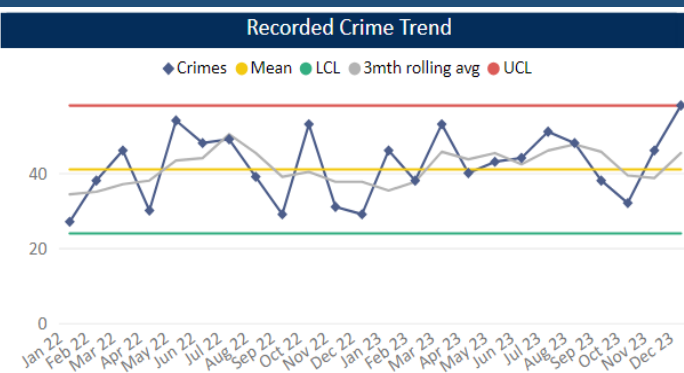
Vehicle Crime



Personal Robbery



Theft from Person



Caveat: this data is based on local Bedfordshire force data and may not match nationally published data (police.co.uk or published stats from HO)

Benchmark data as at October 23

Measure Summary

Local Measures	Trend / Outlook	Benchmark
Investigate 100% of all cyber dependant crime disseminated to forced	Stable [100%]	Not available
Provide 100% of all cyber dependant crime victims with specialist advice	Stable [100%]	Not available
Action Fraud offences	Stable [100%]	Not available

Planned Action to Drive Performance

1. Fraud training delivered to First Contact teams in the FCC and Crime Bureau following an identified gap in knowledge and compliance with national protocols and HOCR.
2. Fraud training around investigation standards delivered to CID officers at the Annual CID Conference.
3. Dedicated D/Insp for the SFIU now in place.
4. Increased partnership working with Trading Standards on investigations and warrants. Both agencies now supporting each other on enforcement.
- 5.OP HENHOUSE due to take place in February 2024. Funding bid submitted to the City of London Police - £10k.

Comments

1. Fraud featured as a performance spotlight in December's performance board
- 2.

Improve Satisfaction Among Victims with a particular focus on Victims of Domestic Abuse

Measure Summary		
Local Measures	Trend / Outlook	Benchmark
Overall Victim Satisfaction Rate		Not available
Hate Crime Victim Satisfaction Rate		Not available
Violent Crime Victim Satisfaction Rate		Not available
Burglary Victim Satisfaction Rate		Not available

Planned Action to Drive Performance
1. Internal governance review of how Victim Satisfaction managed, within Force Performance Board and Victim & Witness Engagement Board.
2. Now featuring as a regular agenda item at performance board.
3. Ch Insp allowed to drive coordination.

Comments
1
2

Specified Information Order

HMICFRS reporting

The amending Order requires PCCs to publish the most recent HMICFRS force-level report on the effectiveness, efficiency and legitimacy of the police force.

The Order requires that PCCs publish the PEEL report for their force on their website, within one calendar month of its publication by HMICFRS.

<https://www.bedfordshire.pcc.police.uk/hmic-reports/>

Outstanding	Good	Adequate	Requires improvement	Inadequate
Managing offenders	Preventing crime	Protecting vulnerable people	Investigating crime	
	Treatment of the public		Responding to the public	
	Developing a positive workplace			
	Good use of resources			

Specified Information Order

Complaints handling

The Order provides that PCCs must publish the most recent IOPC quarterly complaints data for their force and the IOPC annual statistics report, alongside a narrative setting out how the PCC is holding the chief officer to account, and the PCC's assessment of their own performance in carrying out their other complaints handling functions.

Holding the chief officer to account

It is recommended that the narrative should include:

- How the force is measuring complainant satisfaction.
- Progress updates on implementing relevant recommendations made by the IOPC and/or HMICFRS in relation to complaints handling, or where recommendations were not accepted an explanation as to why.
- A summary of any mechanisms put in place to identify and act on themes or trends in complaints.
- A summary of systems in place to monitor and improve performance in the timeliness of complaints handling.
 - The number of written communications issued by the force under regulation 13 of the Police (Complaints and Misconduct) Regulations 2020 where an investigation has not been completed within a “relevant period”.
- Quality Assurance mechanisms in place to monitor and improve the quality of its responses to complaints.
- Details of the administrative arrangements the PCC has put in place to hold the chief constable to account for complaints handling e.g. frequency of meetings and a summary of discussions.

Specified
Information
Order

Complaints handling

<https://www.bedfordshire.pcc.police.uk/complaints-handling/>

<https://www.bedfordshire.pcc.police.uk/holding-force-to-account/>

Priority One

Investment in community-based and community led policing for urban and rural areas.

The PCC has pledged to invest in community-based and community-led policing. The PCC wishes for his office to publish the monthly figures of officers within the community team.

Community Policing Numbers:

	Inspector		Sergeant		Constable		PCSO	
	Budget	Actual	Budget	Actual	Budget	Actual	Budget	Actual
Hubs	6	6	14	14	67	48	47	34
Rural	0	0	1	1	9	9	1	0
Community Cohesion	0	0	1	1	2	2	3	2
Community Enforcement Team	0	0	1	1	9	6	0	0
Total	6	6	17	17	87	65	51	36

Priority One

Investment in community-based and community led policing for urban and rural areas.

The PCC has pledged to invest in community-based and community-led policing. The PCC wishes for his office to publish the monthly figures of officers within the community team.

Community Hubs

Hub	Sgts	PCs	PCSOs
North Rural	1/1	3/5	3/7
North Urban	3/3	12/13	5/6
Central North	2/2	8/8	7/7
Central South	3/3	11/17	7/7
Luton South, East and T/C	3/3	7/11	6/12
Luton North, West & Central	2/2	7/13	6/8
Total	14/14	48/67	34/47

Priority One

Investment in community-based and community led policing for urban and rural areas.

The Special Constabulary is a force of warranted, uniformed volunteer police officers. A key strength is that these volunteer officers are warranted constables, with all the powers of a regular police officer. Special constables' integration in the local communities in which they live, work and serve is a further strength, helping to build links between policing and communities.

We currently have established Special Constables in the following areas.

Bedfordshire Police currently has 65 Special Constables.

- Special Police Constables 58
 - Special Police Sergeants 4
 - Special Police Inspectors 3
 - Total 65
-
- Hours Completed December 2023 – 1,019

Special Constabulary

Priority One

Investment in community-based and community led policing for urban and rural areas.

- *Community North - 10*
- *Community South - 17 (inc LIA & Op Meteor/RCT)*
- *Patrol North - 17*
- *Patrol South -15*
- *PATHWAY - 6 officers at present*

Priority Two

Recruitment and retention of police officers

Recruitment and Retention Numbers:

Police and Crime Commissioners have statutory responsibilities for delivering an efficient and effective police service. Our efficiency and effectiveness improves when the right level of resources are available and maximised.

The PCC wishes for his office to publish the monthly figures of the recruitment of officers.

POLICE OFFICER ACTUAL STRENGTH (FTE) vs BUDGETED ESTABLISHMENT (FTE) by RANK - FULL FORCE 31/12/2023

Includes Op Kenova Officers - as per HO counting rules

BEDFORDSHIRE	CONS	SGT	INSP	C/INSP	SUPT	C/SUPT	ACPO	TOTAL
Home Force	955.0	129.8	68.0	18.9	9.0	2.0	2.0	1184.7
Collaborated Share	119.4	48.0	13.0	2.0	1.0	2.0	0.0	185.4
ERSOU/CTP share	45.0	12.0	3.0	0.0	0.0	2.0	0.0	62.0
TOTAL STRENGTH	1119.4	189.8	84.0	20.9	10.0	6.0	2.0	1432.1

Budgeted Establishment	1111.0	207.0	73.0	24.0	10.0	4.0	4.0	1433.0
<i>Variance to Actual</i>	<i>8.4</i>	<i>-17.2</i>	<i>11.0</i>	<i>-3.1</i>	<i>0.0</i>	<i>2.0</i>	<i>-2.0</i>	<i>-0.9</i>

Career Break	External Secondment	FULL FORCE STRENGTH
5.8	5.0	1442.8

Note: Home Office/Uplift counting includes CB (i.e. Strength 1437.8)

Priority Two

Recruitment and retention of police officers

Recruitment and Retention Numbers:

The PCC has made an Equality Commitment and will work with representing bodies that support diverse groups within the Force to ensure we pick up on the earliest signs of discrimination and exclusionary practices which impact on disproportional outcomes in areas such as recruitment, promotions, career progression, disciplinaries and dismissals. The aim will be to address any identified disproportionality of outcomes for all of our staff.

The PCC wishes for his office to publish the monthly figures of the diversity of officers.

Priority Two

Recruitment and retention of police officers

Recruitment and Retention Numbers:

Position Category	Total Starters Headcount	Starters (people from ethnic minority backgrounds) Headcount		Starters Female Headcount March		Starters Under 24 Headcount March		Starters 45+ Headcount March		Starters (Declared Disability) Headcount March	
Officer	0	0	0.00%	0	0.00%	0	0.00%	0	0.00%	0	0.00%
Staff	9	3	33.33%	3	33.33%	1	11.11%	3	33.33%	1	11.11%
Special	0	0	0.00%	0	0.00%	0	0.00%	0	0.00%	0	0.00%
SUM:	9	3	33.33%	3	33.33%	1	11.11%	3	33.33%	1	11.11%

Position Category	Total Leavers Headcount	Leavers (people from ethnic minority backgrounds) Headcount		Leavers Female Headcount March		Leavers Under 24 Headcount March		Leavers 45+ Headcount March		Leavers (Declared Disability) Headcount March	
Officer	6	0	0.00%	2	33.33%	1	16.67%	1	16.67%	0	0.00%
Staff	8	0	0.00%	7	87.50%	0	0.00%	4	50.00%	0	0.00%
Special	3	0	0.00%	0	0.00%	0	0.00%	3	100.00%	0	0.00%
SUM:	17	0	0.00%	9	52.94%	1	5.88%	8	47.06%	0	0.00%

Priority Two

Recruitment and retention of police officers

Recruitment and Retention Numbers:

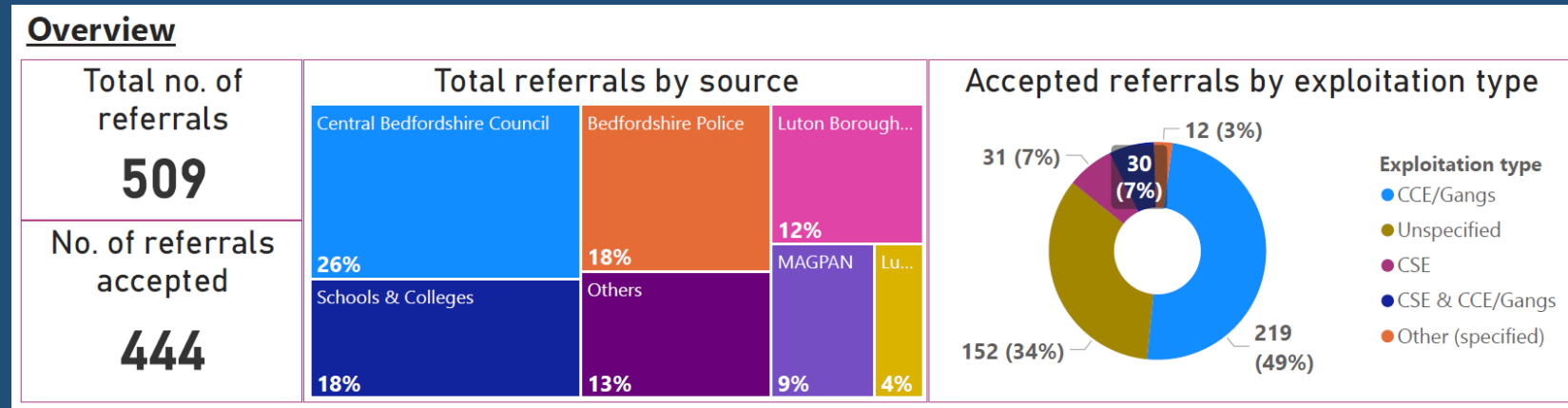
The PCC has made an Equality Commitment and will work with representing bodies that support diverse groups within the Force to ensure we pick up on the earliest signs of discrimination and exclusionary practices which impact on disproportional outcomes in areas such as recruitment, promotions, career progression, disciplinaries and dismissals. The aim will be to address any identified disproportionality of outcomes for all of our staff.

The PCC wishes for his office to publish the monthly figures of the diversity of officers.

Priority Three

Tackling the causes of crime and breaking the cycle of re-offending

The PCC wants young people to have a direct say in how we utilise resources to support them in making safe spaces across Bedfordshire. This work will link with the delivery of the Violence and Exploitation Reduction Unit (VERU) that the PCC will continue to perform the governance and oversight role for.

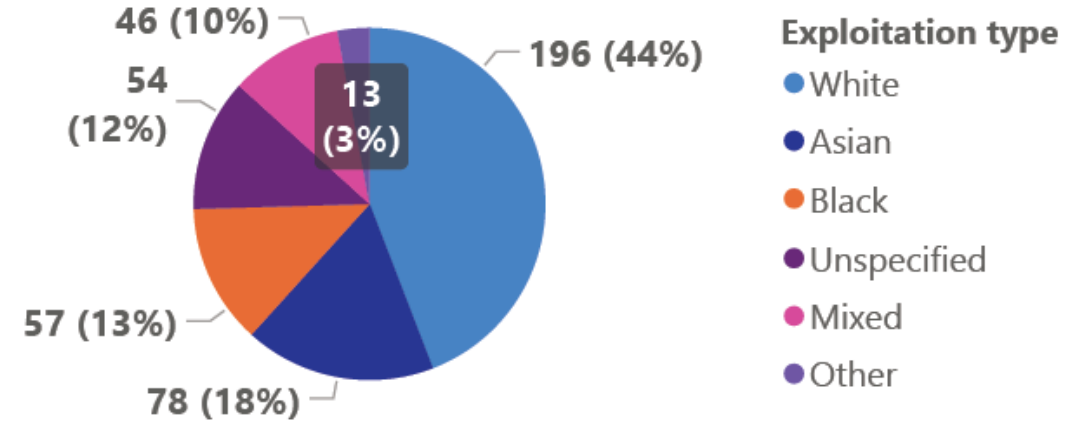


Demographics of accepted referrals

Accepted referrals by age and sex at referral

Age Group at Referral	Female		Male		Unspecified		Total	
	Count	%	Count	%	Count	%	Count	%
10 years or less	1	0.2%	2	0.5%			3	0.7%
11 - 15 years	40	9.0%	164	36.9%	4	0.9%	208	46.8%
16 - 20 years	37	8.3%	138	31.1%			175	39.4%
21 - 25 years	3	0.7%	19	4.3%			22	5.0%
Over 25 years	17	3.8%	2	0.5%			19	4.3%
Unknown	14	3.2%	2	0.5%	1	0.2%	17	3.8%
Total	112	25.2%	327	73.6%	5	1.1%	444	100.0%

Accepted referrals by ethnic group

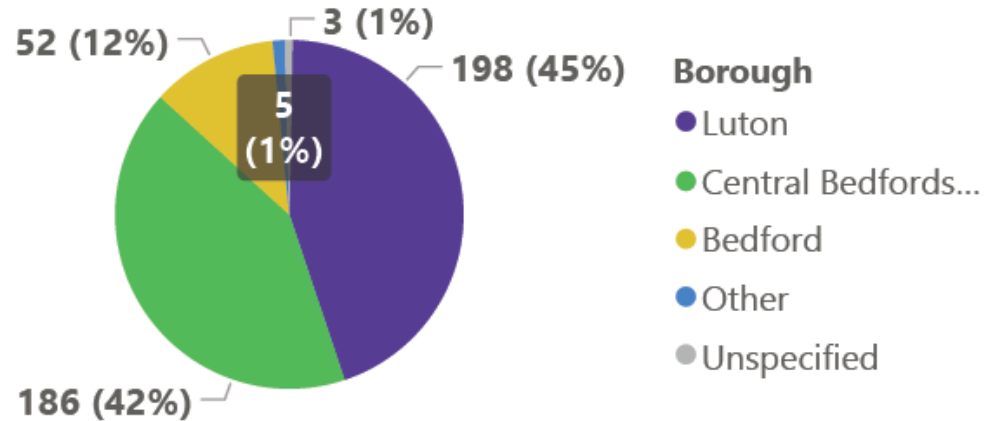


% of accepted clients with disability

All were either learning disability or long term health condition

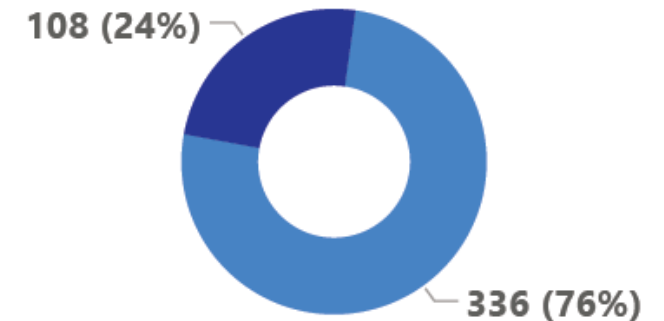
4%

Accepted referrals by borough



Accepted referrals by client type

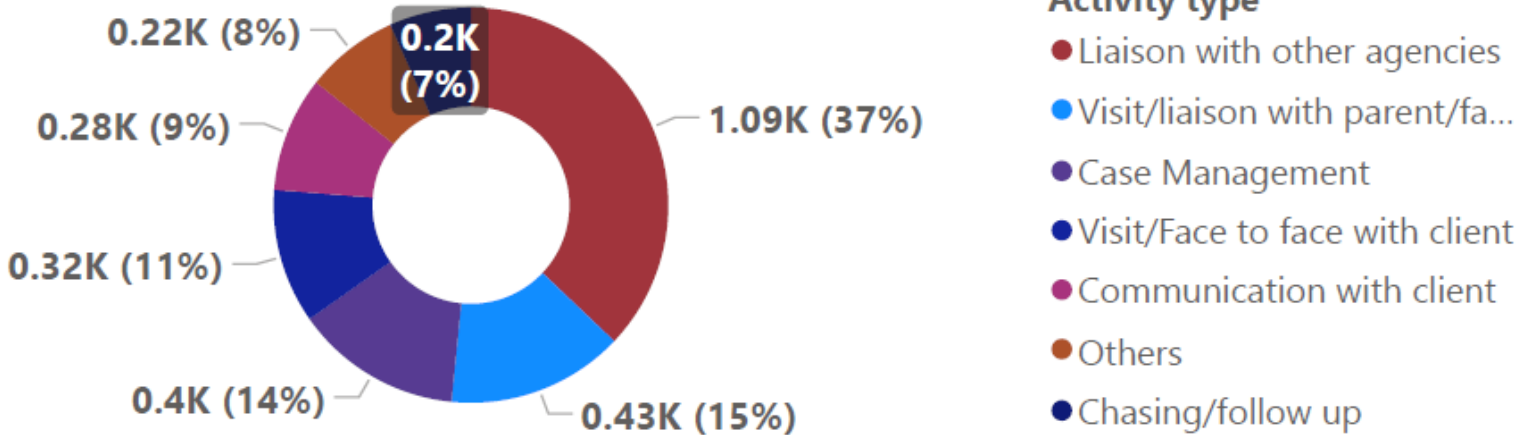
Client type ● Young person ● Parent



Curent Caseload (YTD means Financial Year to Date, starting from April)

No. of referrals YTD	No. of accepted referrals YTD
105	64
No. on the waiting list	No. of persons in service
9	131

YIS team case work activities YTD by recorded activity type



Priority Four

Placing residents and victims at centre of policing priorities.

Bedfordshire Victim Care Services (BVCS) offers free and confidential support to anyone affected by crime whether it has been reported to the police or not.

BVCS has been commissioned and funded by the Police & Crime Commissioner for Bedfordshire, to help and support victims of crime to cope and recover from their experience and ensure they receive their entitlements under the Code of Practice for Victims of Crime. <https://www.bedfordshirevcs.com/>

	Sep-23	Oct-23	Nov-23	Dec-23
Referrals received by BVCS				
Athena	522	520	482	482
In-house generated (BVCS)	0	0	0	0
External source	37	42	38	37
Internal source	10	4	5	3
Self referrals	15	21	20	8
Total	584	587	545	530

Priority Four

Placing residents and victims at centre of policing priorities.

The PCC has requested information from the Force on a monthly basis surrounding Victim Satisfaction and how the Force deals with this and monitors this.

The force is developing its IT solution to automated victim satisfaction surveys and this is progressing well against the project plan. In the meantime, the force has limited capacity to complete such surveys, however can report:

Victim Satisfaction

During December 2023, 68 surveys were attempted and 26 were completed. Of the remaining 42 – 11 victims declined, 19 were unable to be contacted and the remaining 12 were not given a reason.

Of the 26 completed surveys, 22 were achieved on the first contact attempt, with 1 occurring on a second attempt and the final 3 took three attempts.

6 of the surveys show a positive or negative response – with 4 being positive, 2 being negative and the remaining 2 are showing are mixed.

One of the positive responses did put forward a suggestion in that officers should consider not calling on withheld due to the nature of the case being stalking – this caused some anxiety when answering the phone.

Priority Four

Placing residents and victims at centre of policing priorities.

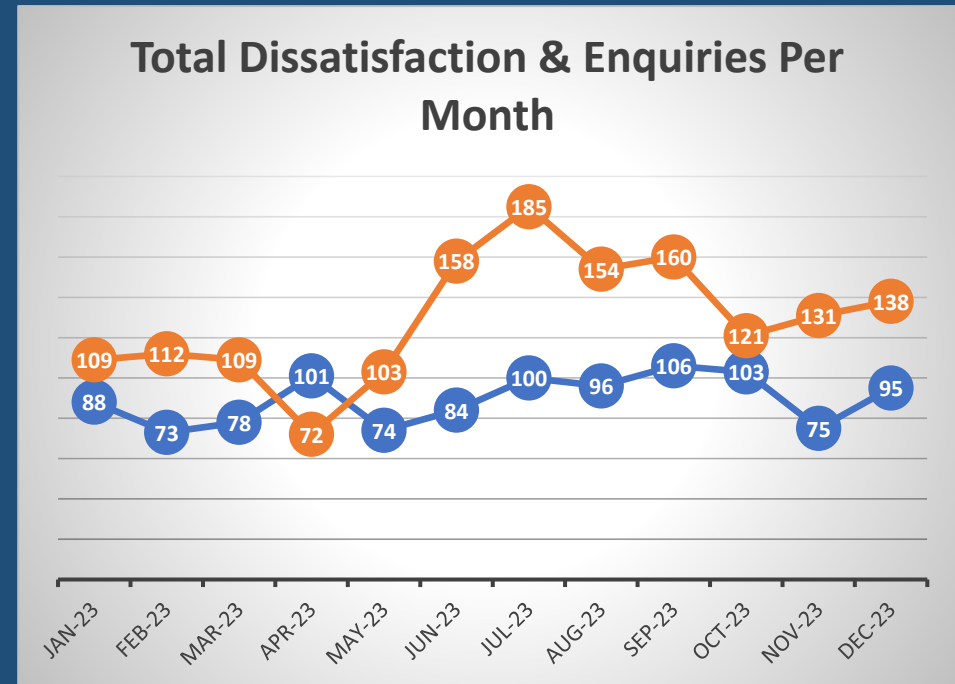
The PCC has requested information from the Force on a monthly basis surrounding Victim Satisfaction and how the Force deals with this and monitors this.

The force is developing its IT solution to automated victim satisfaction surveys and this is progressing well against the project plan. In the meantime, the force has limited capacity to complete such surveys, however can report:

Victim Dissatisfaction

Orange – Enquiries Recorded

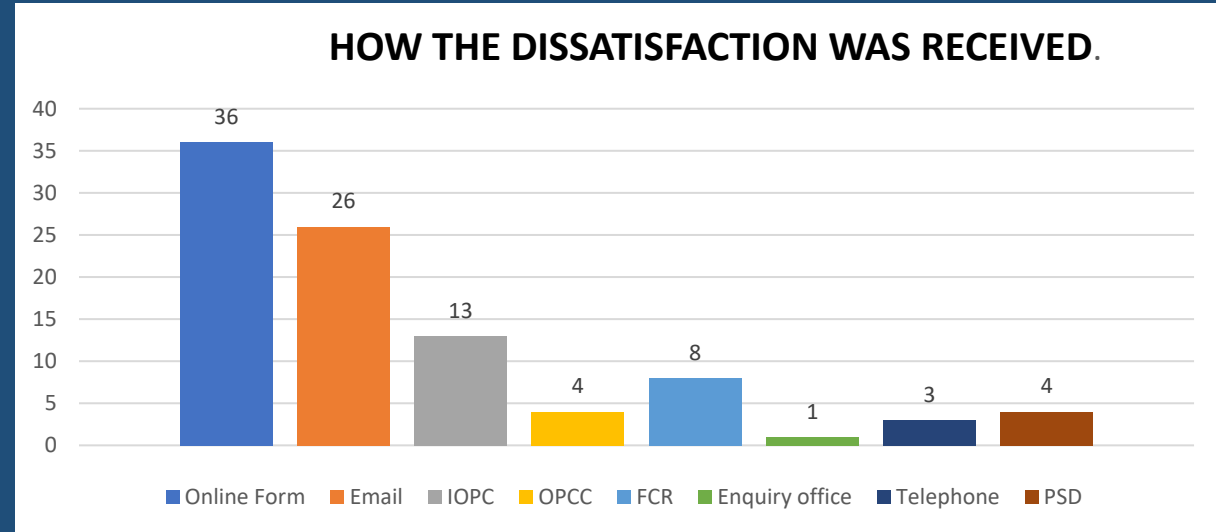
Blue - Dissatisfaction Recorded



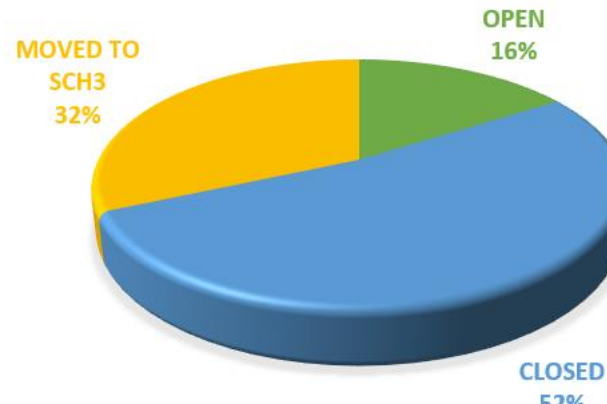
Priority Four

Placing residents and victims at centre of policing priorities.

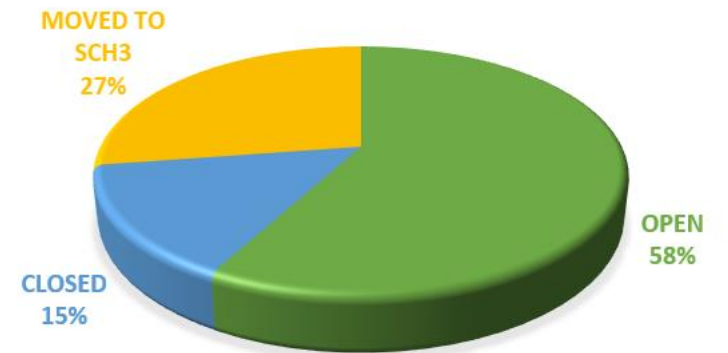
Victim Dissatisfaction



DISSATISFACTION STATUS ROLLING TWELVE MONTHS



DISSATISFACTION STATUS FOR DECEMBER 2023

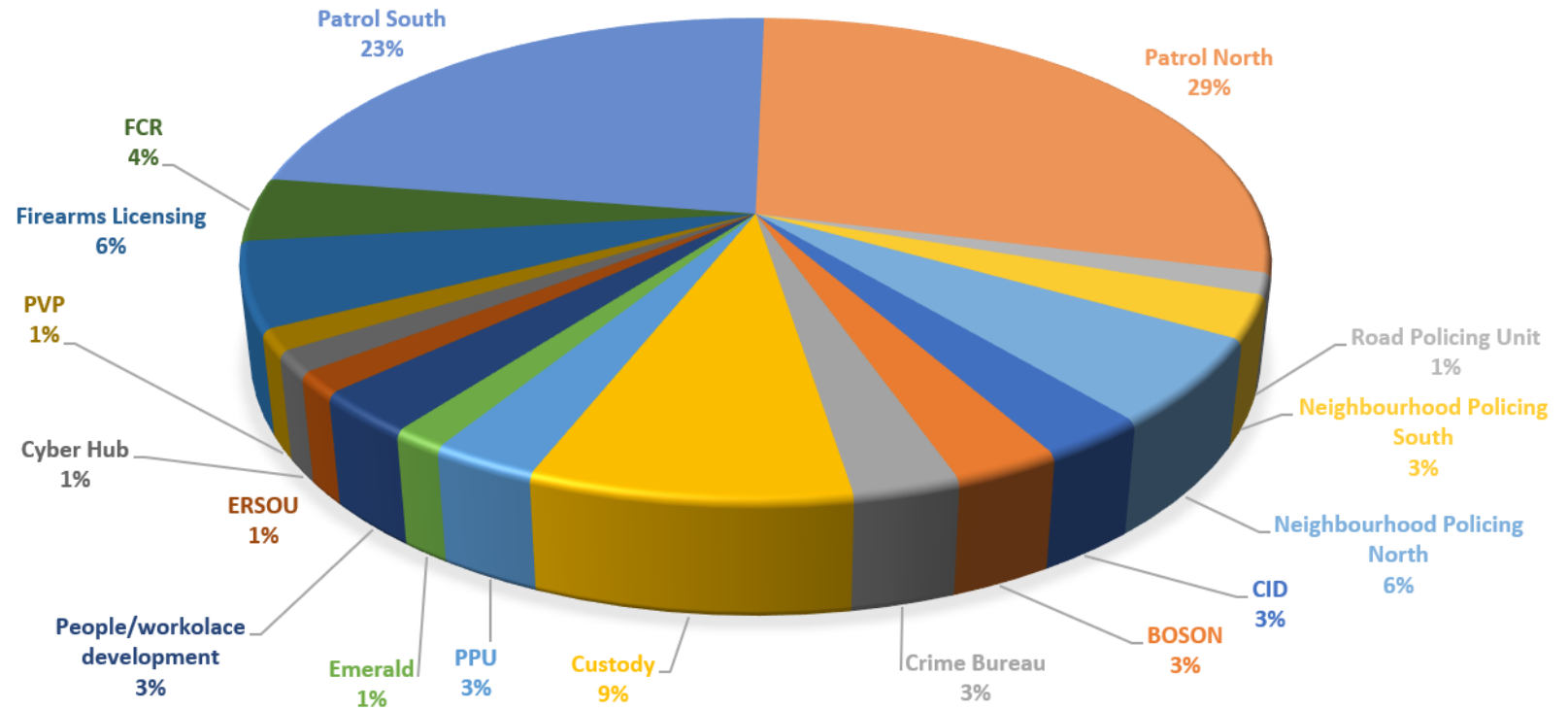


Victim Dissatisfaction

Priority Four

Placing residents and victims at centre of policing priorities.

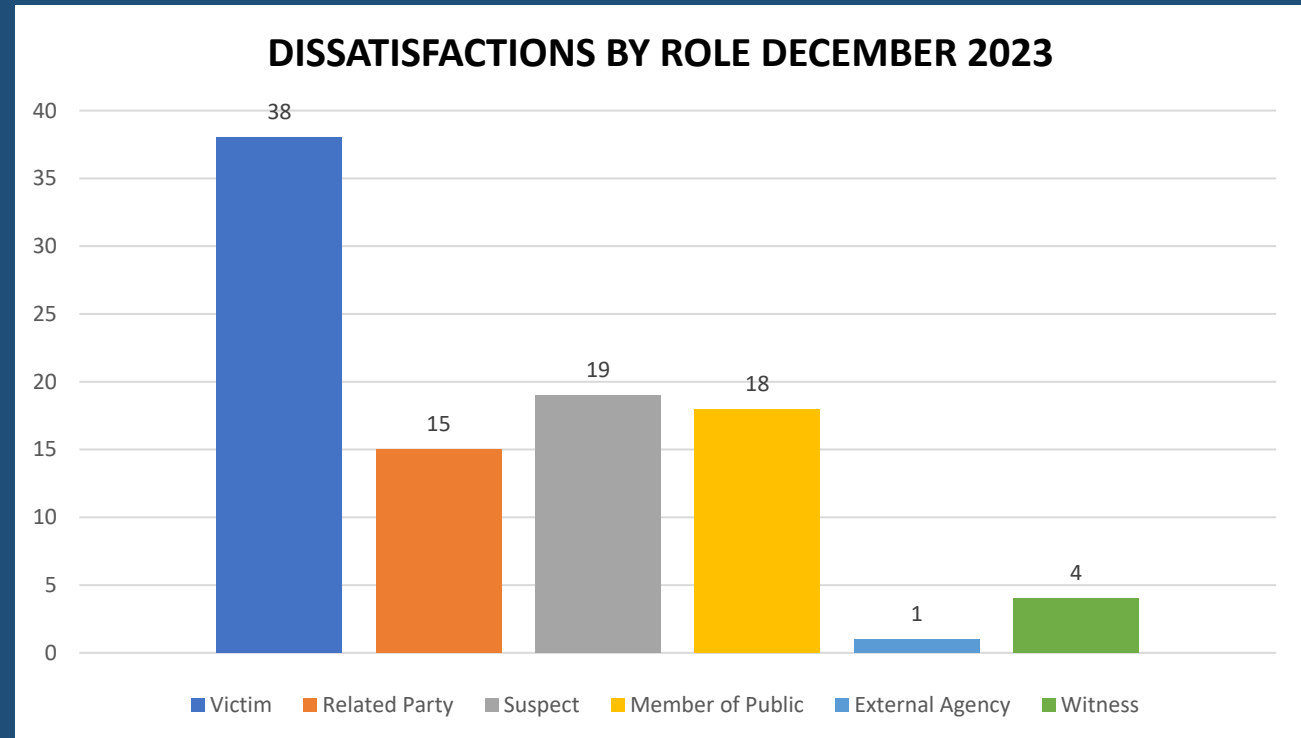
DISSATISFACTIONS BY DEPARTMENT DECEMBER 2023



Priority Four

Placing residents and victims at centre of policing priorities.

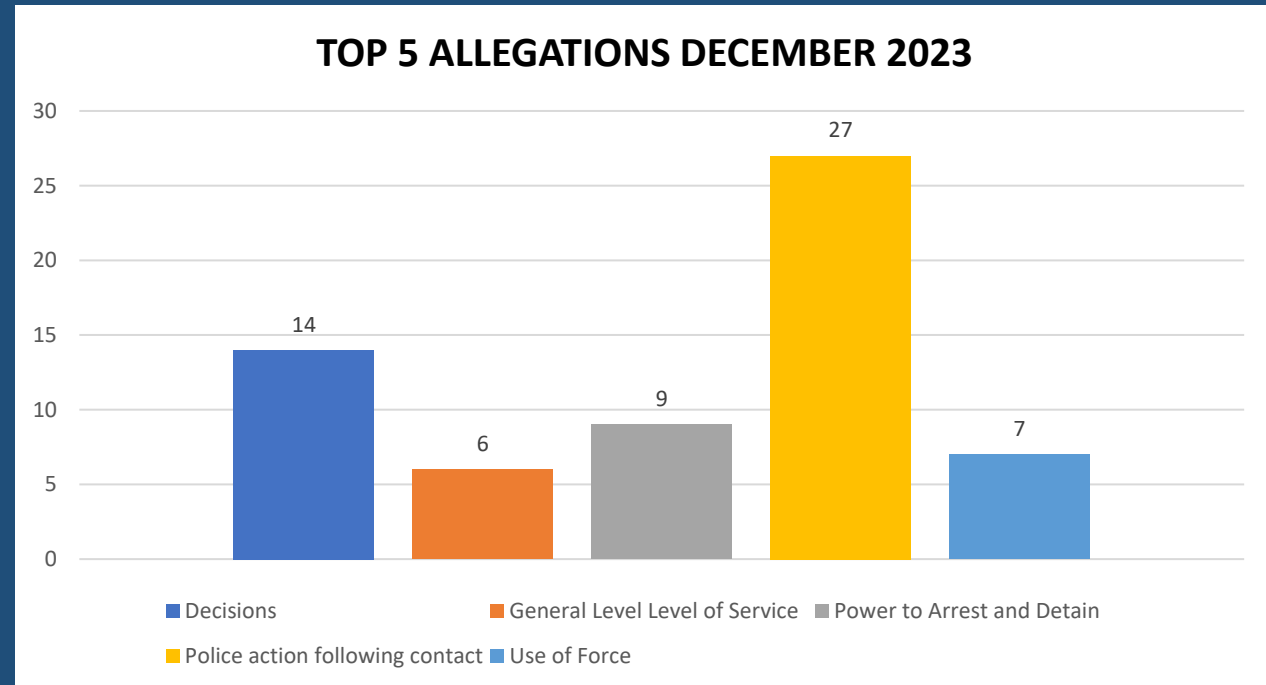
Victim Dissatisfaction



Victim Dissatisfaction

Priority Four

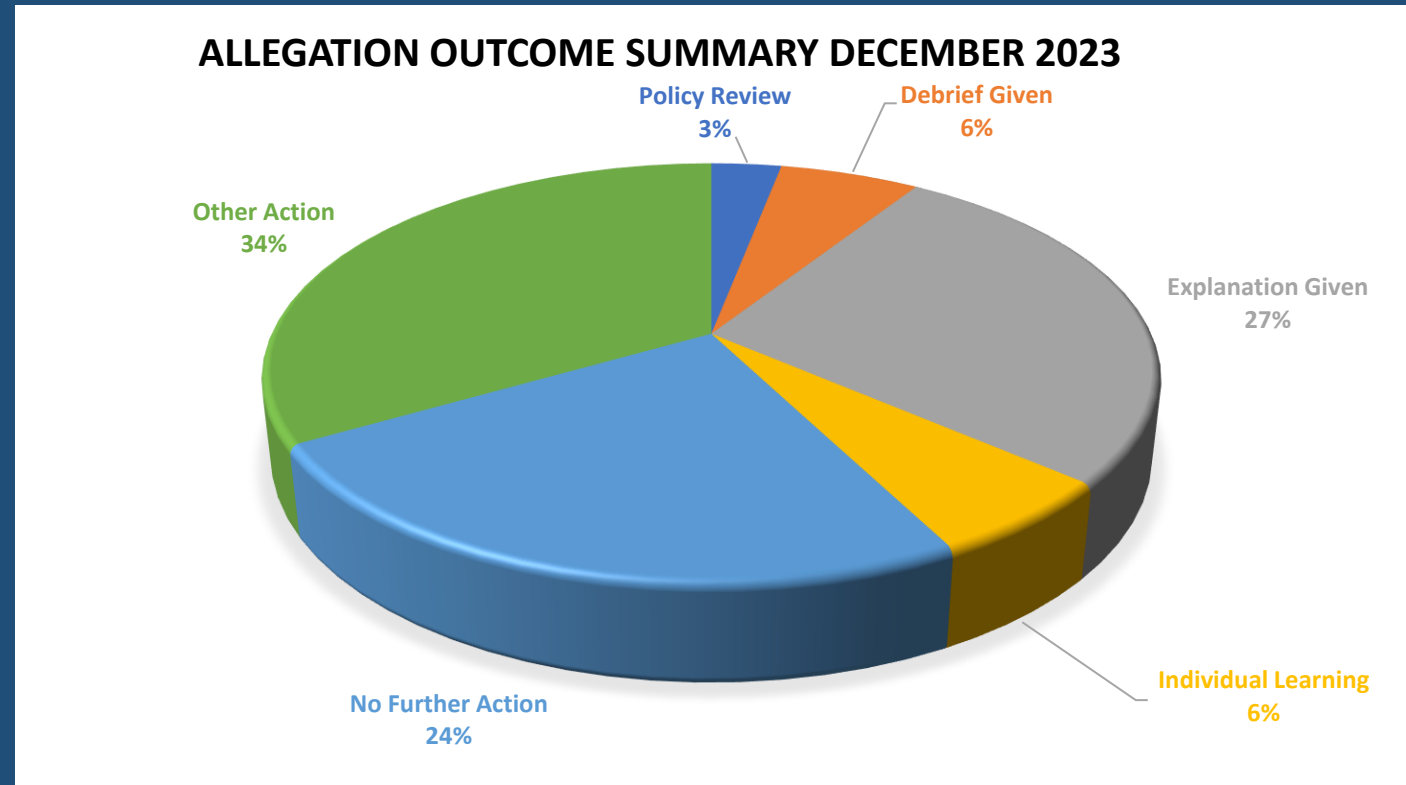
Placing residents and victims at centre of policing priorities.



Victim Dissatisfaction

Priority Four

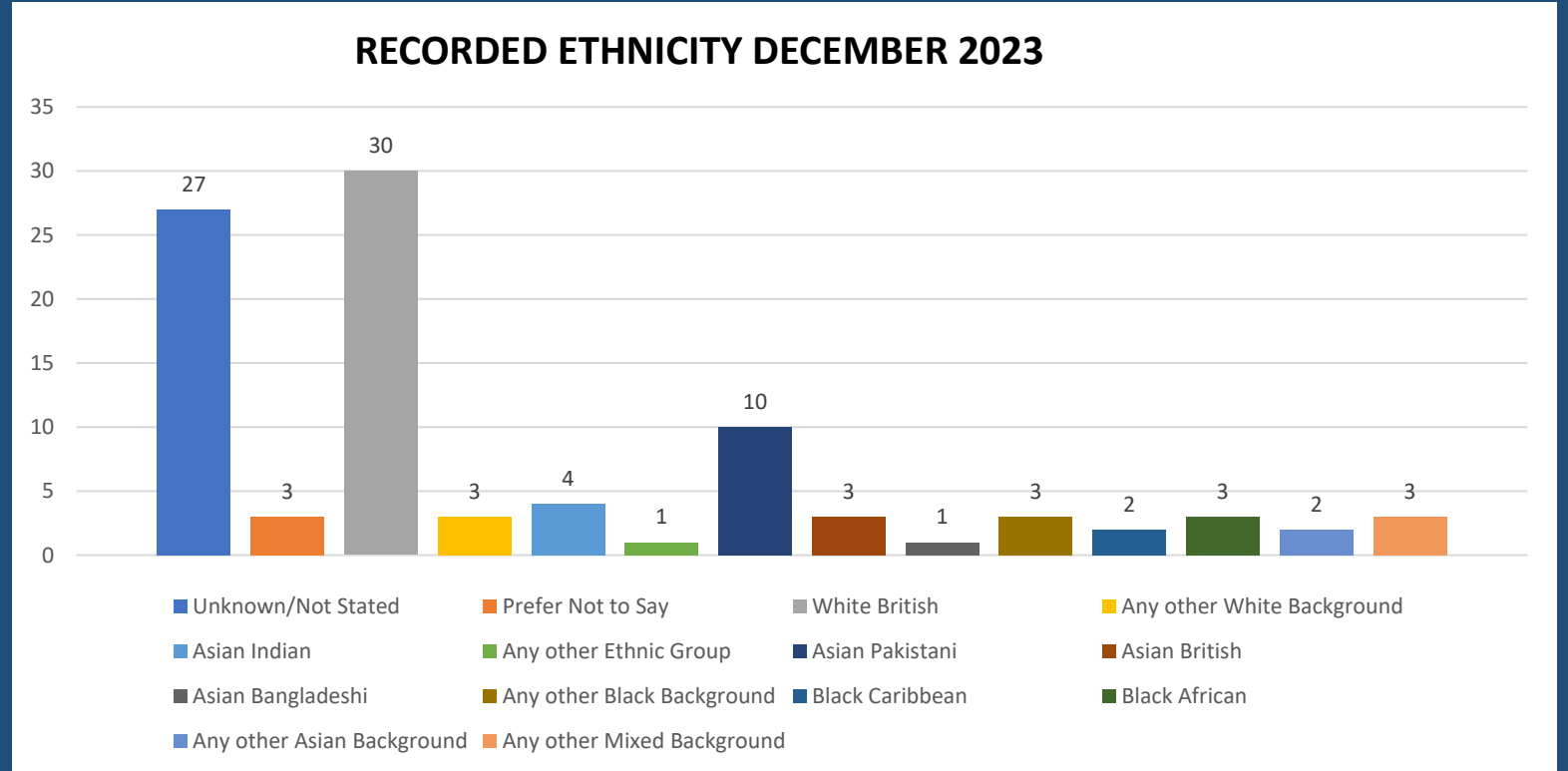
Placing residents and victims at centre of policing priorities.



Victim Dissatisfaction

Priority Four

Placing residents and victims at centre of policing priorities.



Victim Dissatisfaction

Priority Four

Placing residents and victims at centre of policing priorities.



Priority Five

Multi-agency approach to community safety and crime reduction

Partnership delivery of community engagement and action

The PCC and his office attends many different partnership meetings and events:

<https://www.bedfordshire.pcc.police.uk/events/>

Priority Six

Transparency and Open Communication

The PCC has also requested for additional information to aid transparency of the Force and they fall under different headings in line with the pledge of being Transparent.

The PCC has pledged to invest to improve performance and wellbeing of staff in our Force Control Room

Force - Response times - 101 and 999 calls, December 2023

10,087 - 999 call answered, 325 average per day, 88.8% answered in 10 secs, 9s average wait time

3,857 - 101 Priority, 101 average per day, 1m 51s average wait time

7,848 - 101 Non Priority, 188 average per day, 4m 56s average wait time

[999 performance data | Police.uk \(www.police.uk\)](https://www.police.uk)

Priority Six

Transparency and Open Communication

The PCC has also requested for additional information to aid transparency of the Force and they fall under different headings in line with the pledge of being Transparent.

The PCC pledged that he would ensure that appropriate services are in place for victims within the power of the OPCC.

Clare's Law

The Domestic Violence Disclosure Scheme (DVDS), also known as "Clare's Law" enables the police to disclose information to a victim or potential victim of domestic abuse about their partner's or ex-partner's previous abusive or violent offending.

Clare's Law - number of requests and average length of time to respond to requests are on the next slide.

116 Clare's Law requests during Q3 23/24, averaging 39 per month

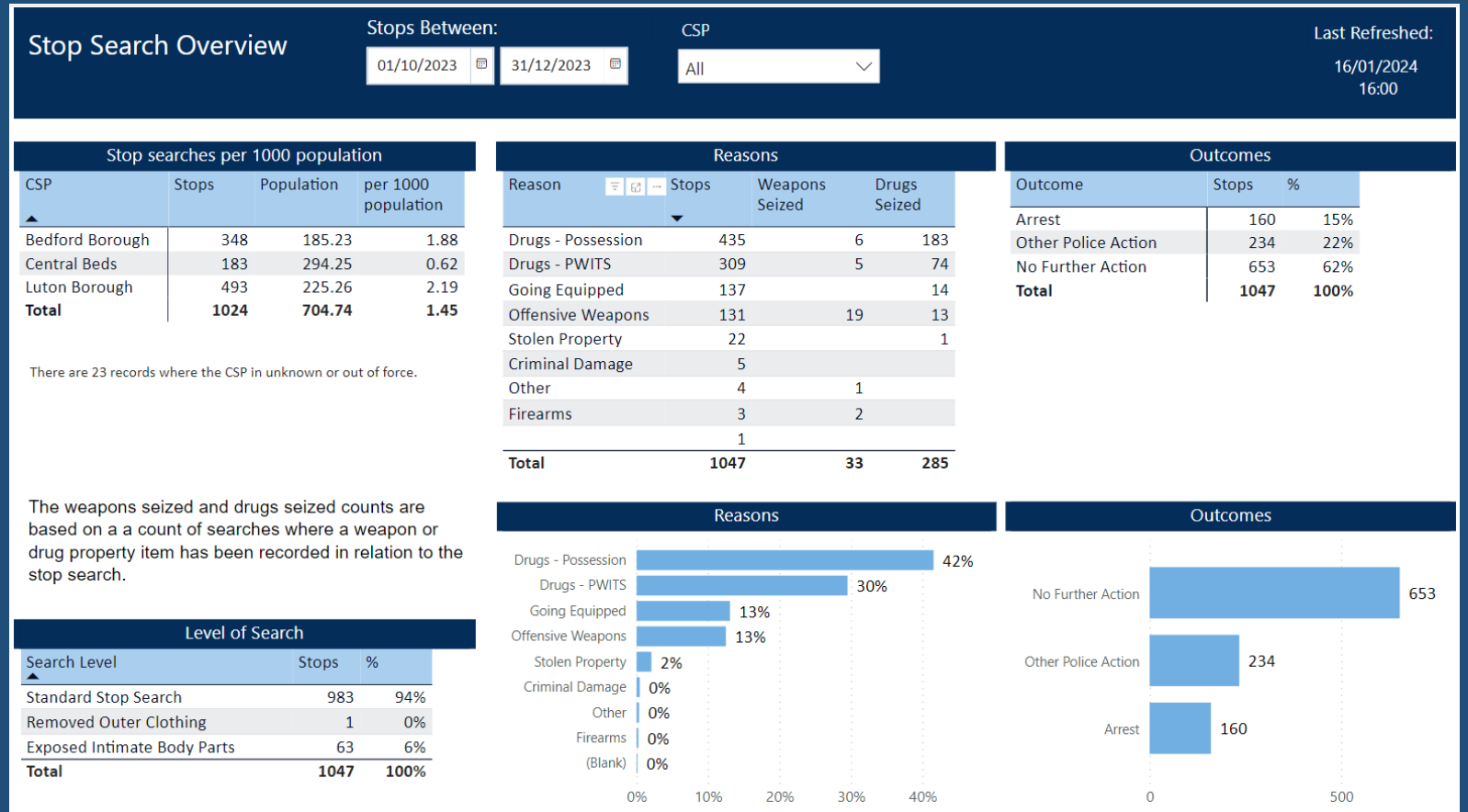
		Jan 2023	Feb 2023	Mar 2023	Apr 2023	May 2023	Jun 2023	Jul 2023	Aug 2023	Sep 2023	Oct 2023	Nov 2023	Dec 2023
Requested in Month	Total Requests	35	29	30	38	55	40	46	42	42	43	36	37
	Right to Ask	29	22	23	28	41	25	30	26	30	24	23	18
	Right to Know	6	7	7	10	14	15	16	16	12	19	13	19
	Filed	35	29	30	38	55	40	45	42	42	43	32	26
	Outstanding							1				4	11
Disclosed in Month	Right to Ask	7	2	4	11	8	18	8	11	8	8	3	11
	Right to Know	3	2	2	1	4	8	7	9	5	5	9	7
	Disclosed outside 35 days	8	3	3	7	6	8	7	5	4	4	4	9

Priority Six

Transparency and Open Communication

The PCC has also requested for additional information to aid transparency of the Force and they fall under different headings in line with the pledge of being Transparent.

Stop and Search Data (Q3)



Stop Search by Demographic Group

Stops Between:

01/10/2023

31/12/2023

CSP

All

Search Reason

All

Demographic Category

Self Defined Ethnicity

Last Refreshed:

16/01/2024
16:00

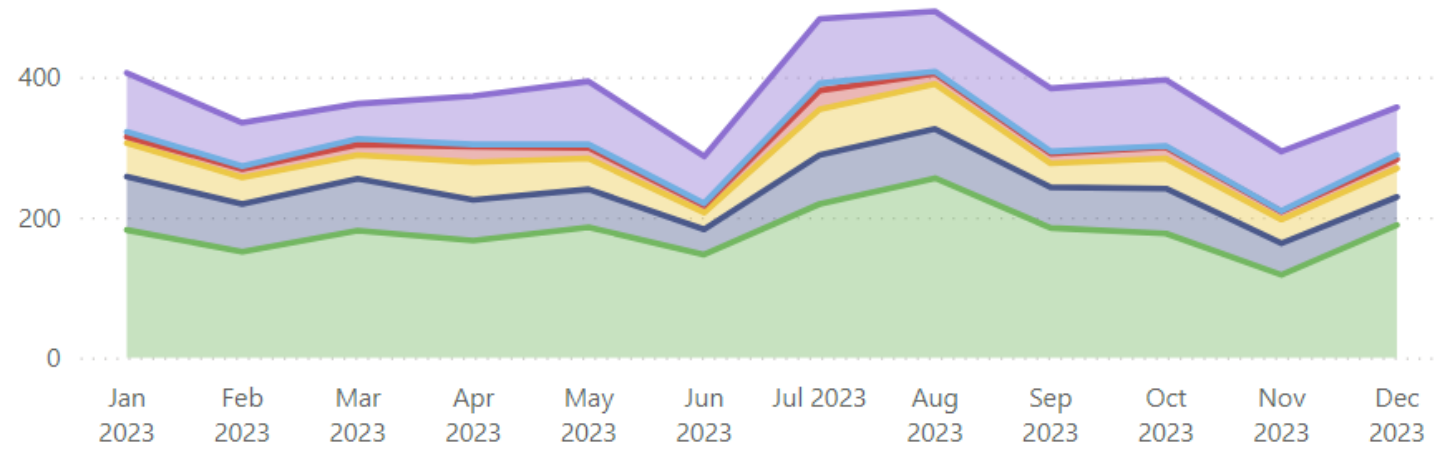
Self Defined Ethnicity - Bedfordshire - All Search Reasons

Bedfordshire

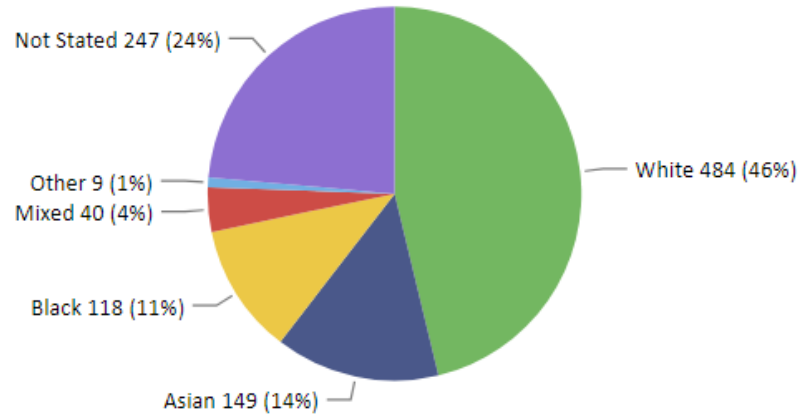
Self Defined Ethnicity	Stops	Population	per 1000 Pop.	Ratio
White	484	507,514	0.95	1.0
Asian	149	116,911	1.27	1.3
Black	118	39,600	2.98	3.1
Mixed	40	27,089	1.48	1.5
Other	9	13,612	0.66	0.7
Not Stated	247			
Total	1047	704,726	1.49	1.6

By Month

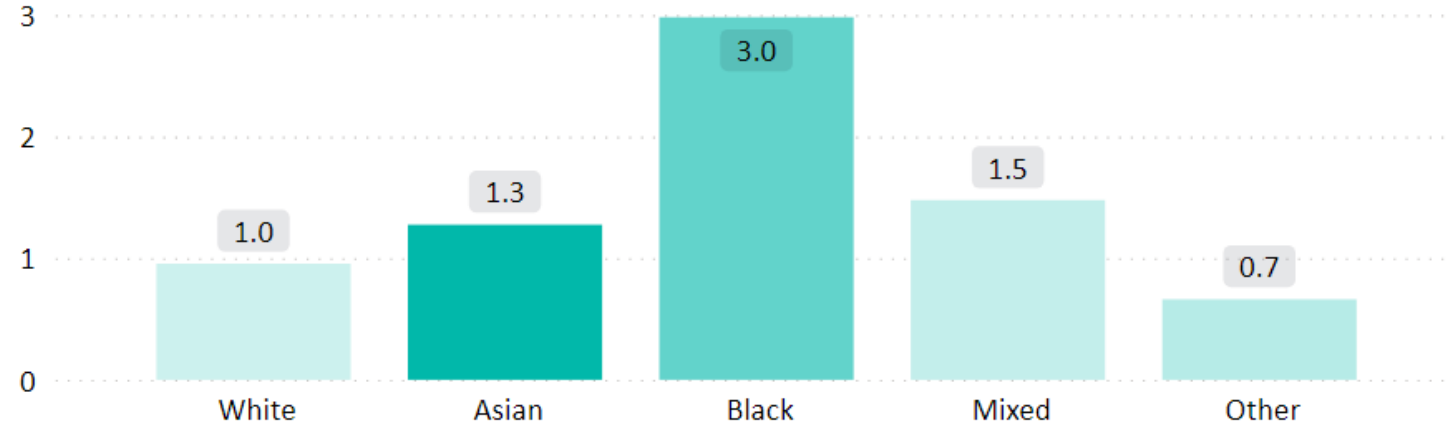
Self Defined Ethnicity ● White ● Asian ● Black ● Mixed ● Other ● Not Stated



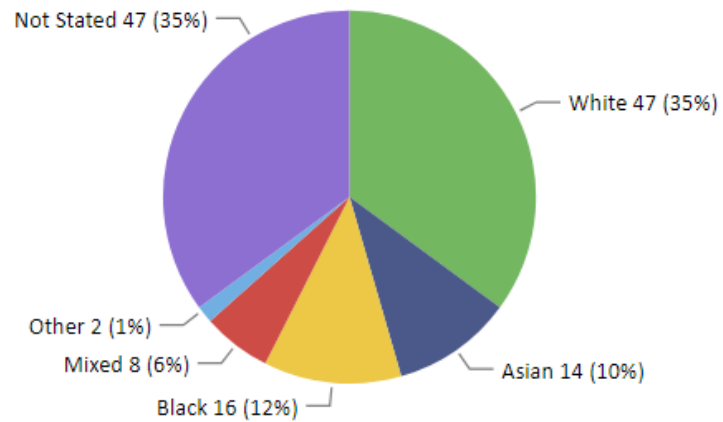
Self Defined Ethnicity



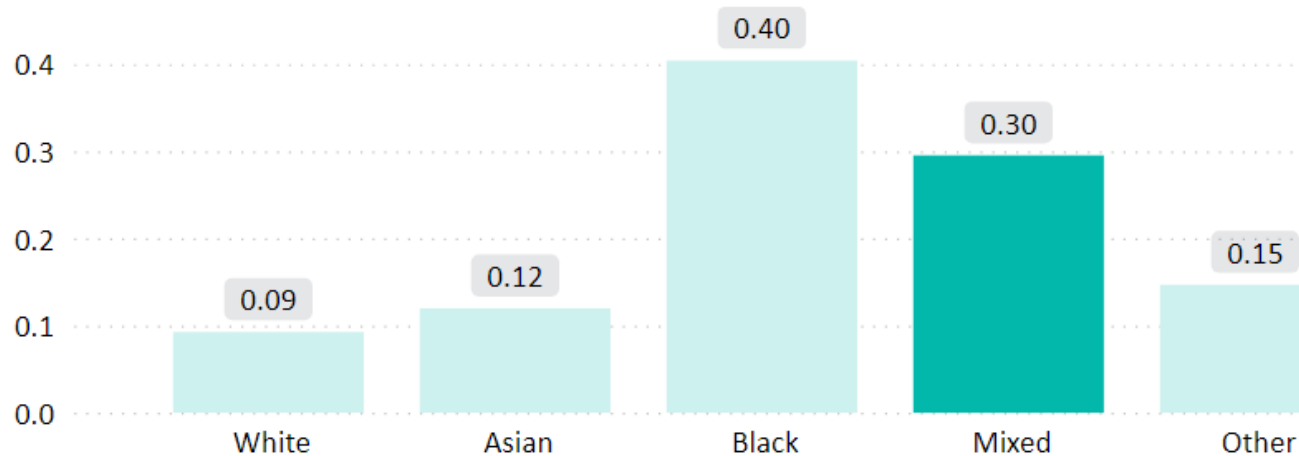
Stops per 1000 Population



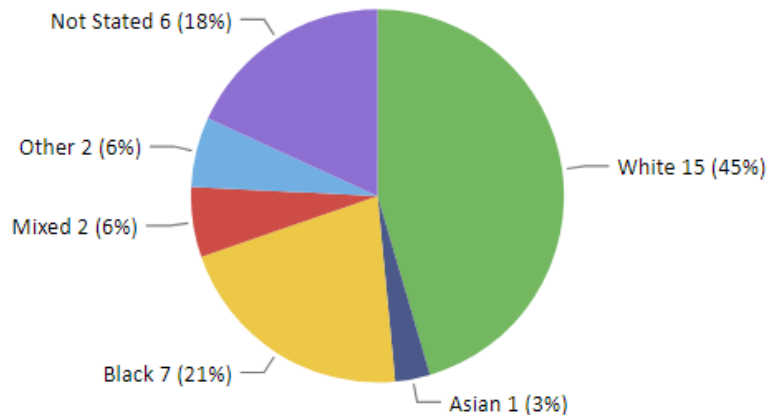
Reason = Weapons



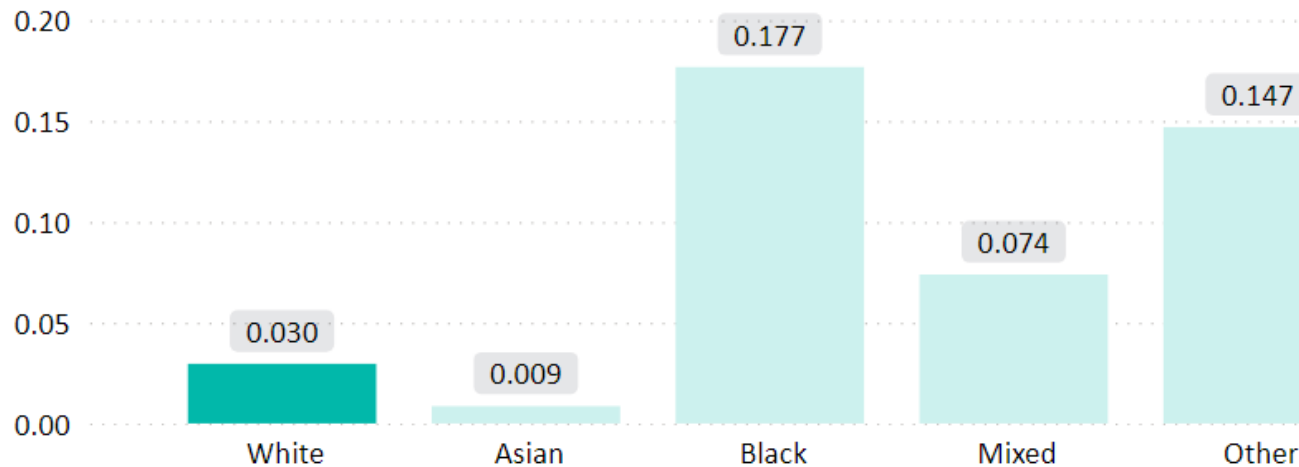
Stops per 1000 Population - Reason = Weapons



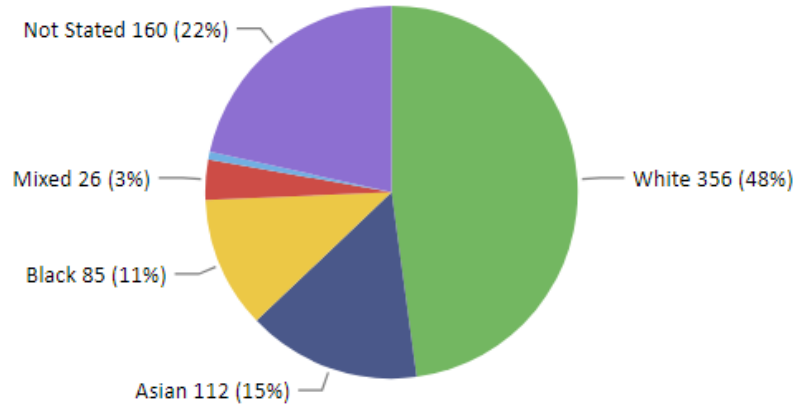
Weapons Seized



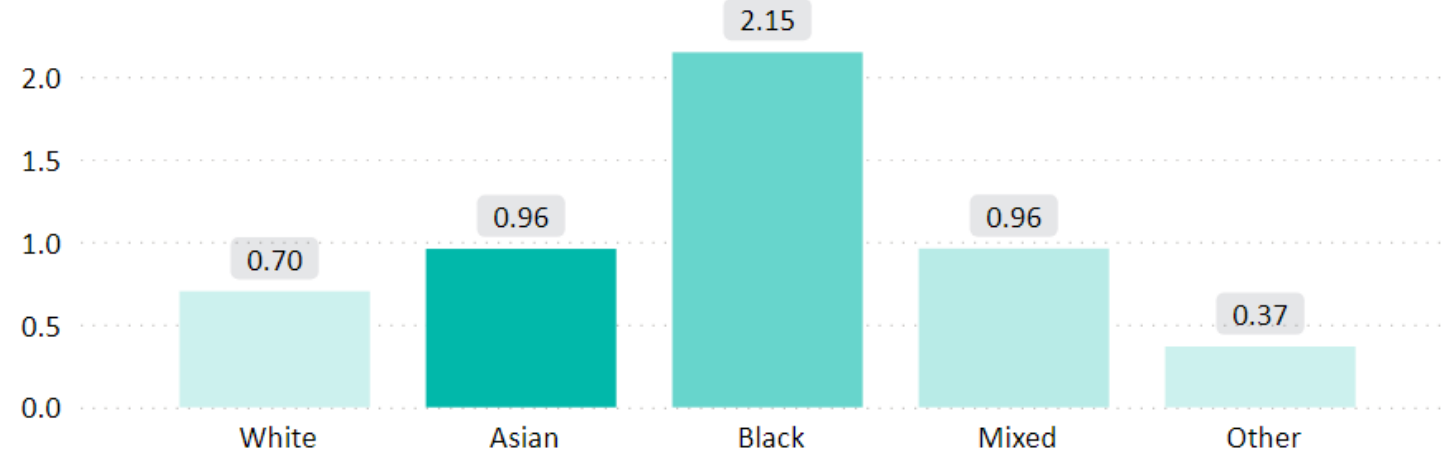
Stops per 1000 Population - Weapons Seized



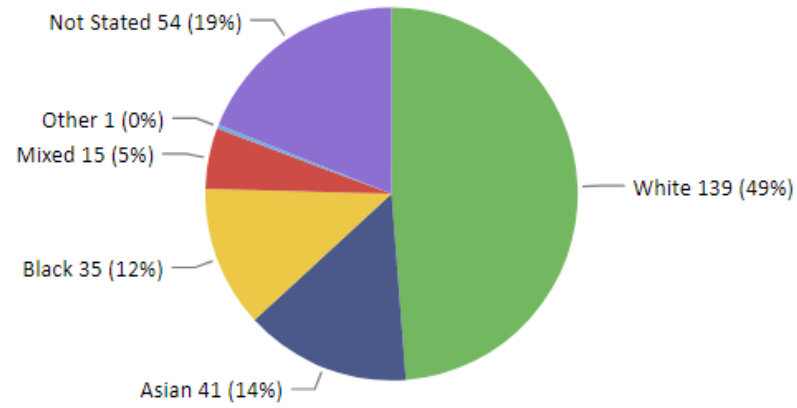
Reason = Drugs



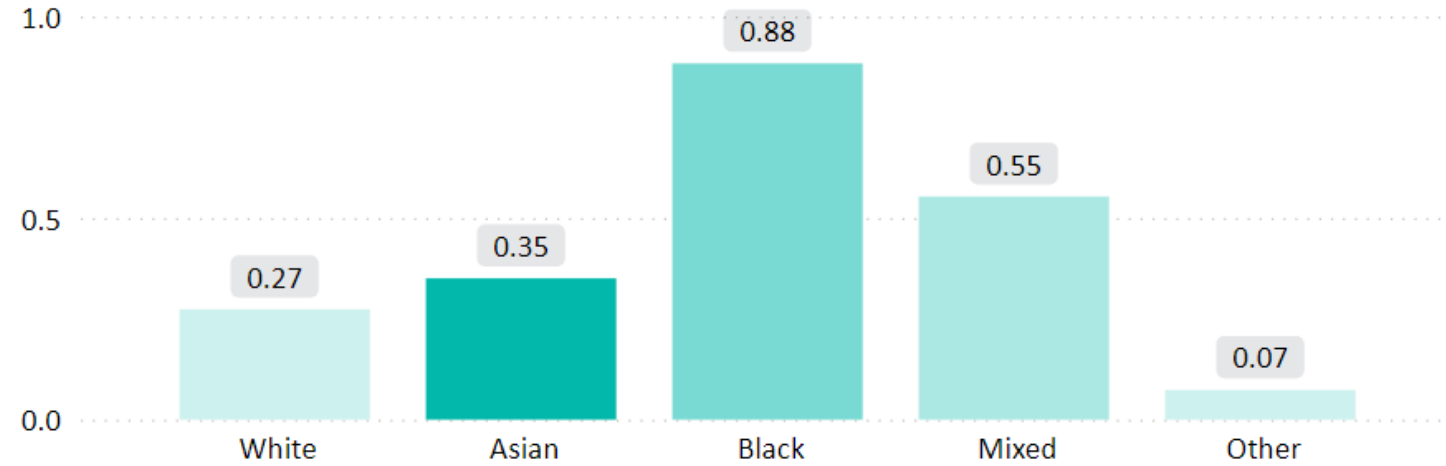
Stops per 1000 Population - Reason = Drugs



Drugs Seized



Stops per 1000 Population - Drugs Seized



Stop Search by Age

Stops Between:

01/10/2023 31/12/2023

CSP

All

Last Refreshed:

16/01/2024
16:00

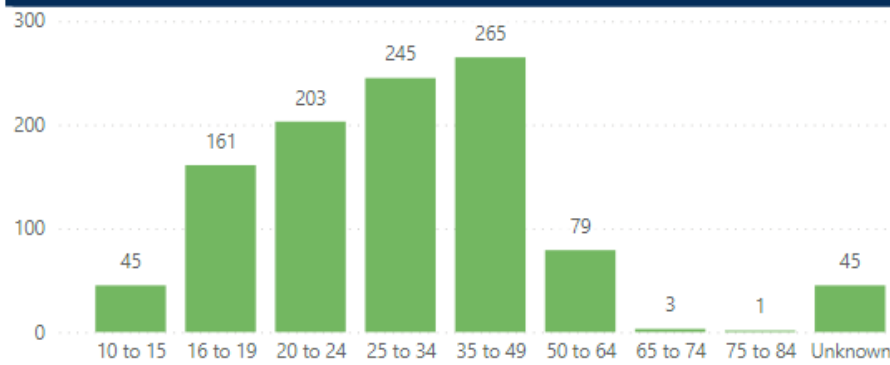
Age Bands by Officer Defined Ethnicity

Category	White	Asian	Black	Chinese	Arab	Unknown	Total
0 to 4							
5 to 9							
10 to 15	34	3	7			1	45
16 to 19	76	38	38		6	3	161
20 to 24	101	58	41	1		2	203
25 to 34	148	53	39	1	2	2	245
35 to 49	162	45	56			2	265
50 to 64	53	8	17			1	79
65 to 74	2		1				3
75 to 84	1						1
85 and over							
Unknown		2	3			40	45
Total	577	207	202	2	8	51	1047

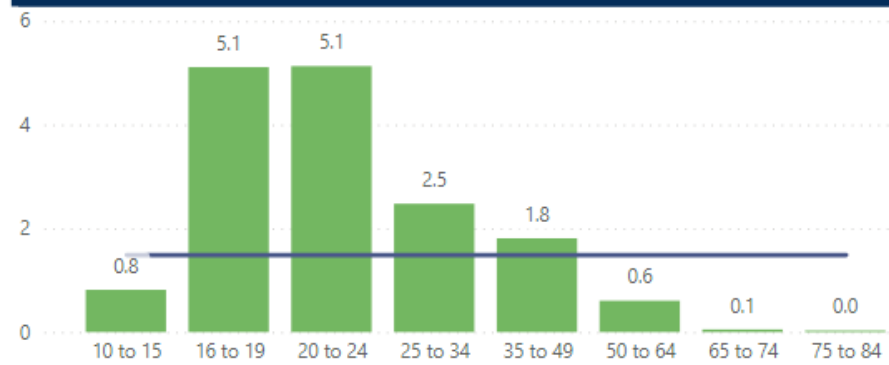
Age Bands by Self Defined Ethnicity

Category	White	Asian	Black	Mixed	Other	Not Stated	Total
0 to 4							
5 to 9							
10 to 15	23	2	3	7		10	45
16 to 19	62	27	21	8	6	37	161
20 to 24	83	38	22	12		48	203
25 to 34	125	37	21	10	1	51	245
35 to 49	139	39	37	1	2	47	265
50 to 64	50	6	13	2		8	79
65 to 74	2		1				3
75 to 84						1	1
85 and over							
Unknown						45	45
Total	484	149	118	40	9	247	1047

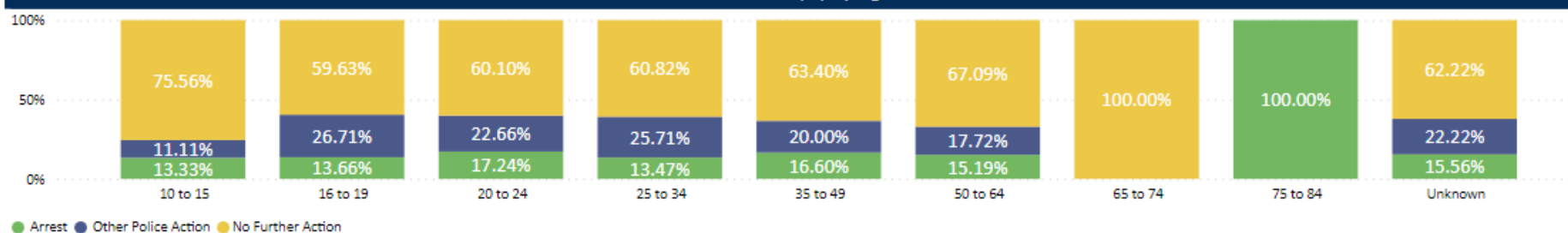
Stop Search Count by Age Band



Stop Search per 1000 population by Age Band



Outcomes (%) by Age



Priority Seven

National Contributions

The PCC is fully engaged with his National Contributions and releases press releases in line with this:

<https://www.bedfordshire.pcc.police.uk/news/>