

Office of the Police and Crime Commissioner Information Document April 2024

Author: Office of the Police and Crime Commissioner
Sign Off – Force Exec : Fiona Dawson

Executive Summary:

PCC Festus Akinbusoye has pledged to make information readily available for the public to review to try and reduce the number of FOIs received by the OPCC and Force. This will go beyond which is required in the Specified Information Order.

The PCC has asked the Force Exec to provide information so that the OPCC can publish this information on the website – this was agreed 01.07.2021 during Delivery and Beating Crime Board that the Force would provide the information required.

The document has been updated to show members of the public, how the information links in with the Police and Crime Plan.

Specified Information Order

Police and Crime Commissioners (PCCs) are required to publish certain information to allow the public to hold them to account.

Section 11(1) and (2) of The Police Reform and Social Responsibility Act 2011 requires an elected local policing body to publish any information specified by the Secretary of State by order.

The Elected Local Policing Bodies (Specified Information) Order 2011 ('the Order') sets out the information that must be published. Guidance on the order is published on gov.uk - [Guidelines for PCCs on publishing information - GOV.UK \(www.gov.uk\)](#)

Specified
Information
Order

<https://www.bedfordshire.pcc.police.uk/specified-information-order/>

Specified Information Order

The Elected Local Policing Bodies (Specified Information) (Amendment) Order 2021 ('the amending Order), which will come into force on 31 May 2021 provides that information relating to the force's performance against the Government's national priorities for policing.

National priorities for policing

The national priorities for policing are specified in the Police and Crime Measures:

- reduce murder and other homicide;
- reduce serious violence;
- disrupt drugs supply and county lines;
- reduce neighbourhood crime;
- tackle cyber crime;
- and improve satisfaction among victims with a particular focus on victims of domestic abuse.

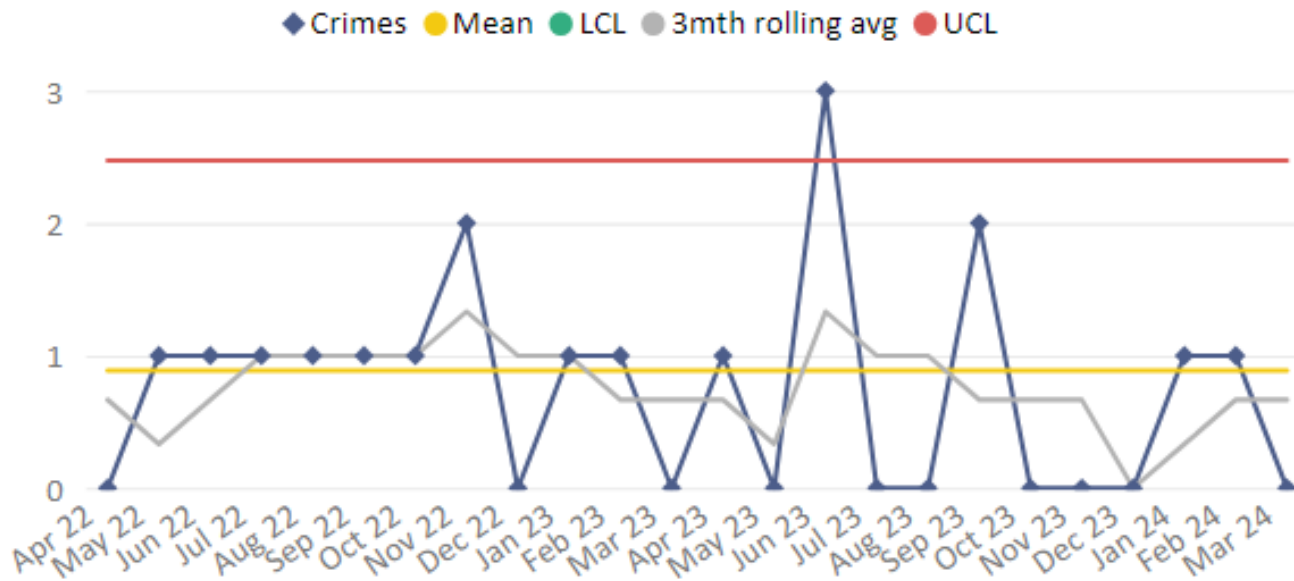
Measure Summary

Local Measures	Trend / Outlook	Benchmark
Police recorded Homicide offences	Deterioration*	22 nd / 42

Planned Action to Drive Performance

1. Homicide and joint Serious Violence reduction strategy has been collated into one and sits within the Serious Violence Board – strands include Mental Health, DA and Serious Violence.
2. The Force is working with the CofP around Homicide reduction and will be taking advantage of an additional 15 days support available.
3. Op Salus is the new operational name to combating Serious Violence and ASB jointly, implementing hotspot policing.

Recorded Crime Trend



Comments

1. Two Homicides recorded in Q4, averaging less than one a month 23/24.
2. 8 Homicides recorded in total during 23/24, reduction on previous year.

*This is in comparison to the previous quarter. As of February, the force is ranked 26th – 12mths to February 2024. In the OPCC report Q4 last year we were reporting being 42nd so have seen significant improvement

Financial Quarter	Crimes
2023/24 - Q1	4
2023/24 - Q2	2
2023/24 - Q3	0
2023/24 - Q4	2
Total	8

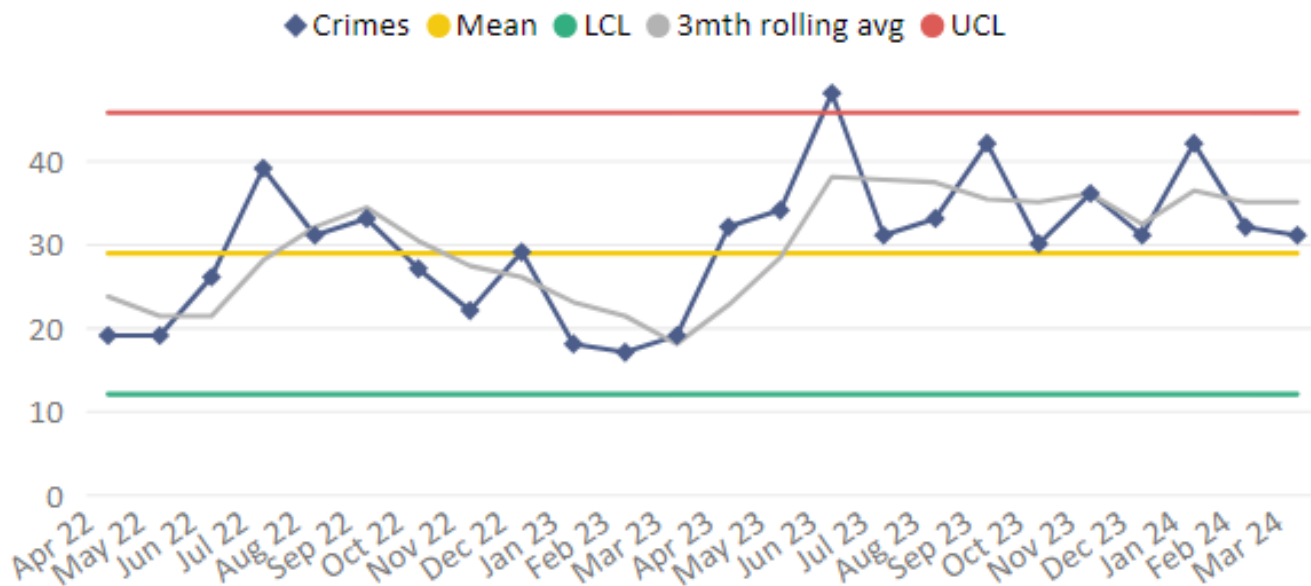
Measure Summary

Local Measures	Trend / Outlook	Benchmark
Police recorded Most Serious Violence offences	Improving	11 th / 42
Solved Crimes	Improving	21 st / 42

Planned Action to Drive Performance

1. Op SOTERIA implementation is progressing to address Rape and SSO
2. VERU - Deploying Outreach Workers in park areas across Beds during the Summer. Reactivate Workers to target 18-25yrs whilst in custody to discuss pathways available to them to divert away from violence. Now have a Youth Intervention Adviser and VERU had a summer calendar of activities to divert youths away from violence and ASB

Recorded Crime Trend



Comments

1. Most Serious Violence levels have been stable over the year, averaging 35 crimes per month.
2. Levels over the year have consistently been higher than average.
3. Beds is below the MSG average.

Financial Quarter	Crimes
2023/24 - Q1	114
2023/24 - Q2	106
2023/24 - Q3	97
2023/24 - Q4	105
Total	422

Caveat: this data is based on local Bedfordshire force data and may not match nationally published data (police.uk or published stats from HO)

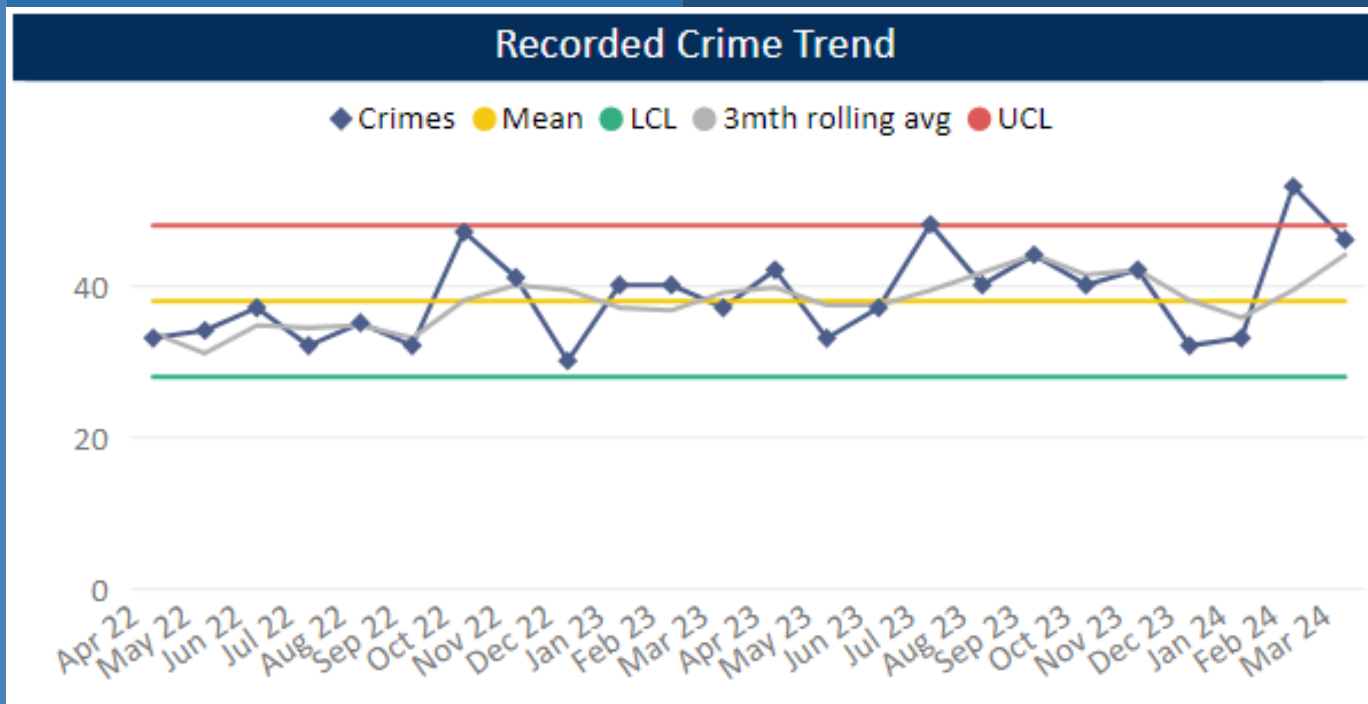
Measure Summary

Local Measures	Trend / Outlook	Benchmark
Number of Drug Trafficking offences	Reflects policing activity	22 nd / 42

Planned Action to Drive Performance

1. Op JOULES - County line initiative.
2. Op COSTELLO dedicate team continues to enforce on large scale drug activity, with key focus on the professional enablers, linking into SOC Op KOALA

Trafficking of Drugs



Comments

1. Q4 recorded 132 Trafficking of Drugs offences, averaging 41 crimes per month 23/24. Up on the previous quarter and up on same time previous year. Trafficking offences reflects proactive police activity.
2. Bedfordshire currently has 28 OCG's, down on last quarter (31), and 8 Street Gangs (decrease by one compared to Q3).
3. Currently 66 County Line operating 34 groups, 12mth average is 59.5 lines.

Financial Quarter	Crimes
2023/24 - Q1	112
2023/24 - Q2	132
2023/24 - Q3	114
2023/24 - Q4	132
Total	490

Caveat: this data is based on local Bedfordshire force data and may not match nationally published data (police.uk or published stats from HO)

Measure Summary

Local Measures	Trend / Outlook	Benchmark
Police recorded Residential Burglary offences (pre-April 23 definition)	Stable	32 nd / 42
Police recorded Vehicle Crime offences	Stable	38 th / 42
Police recorded Personal Robbery offences	Slight Deterioration	33 rd / 42
Police recorded Theft from Person offences	Slight Deterioration	28 th / 42

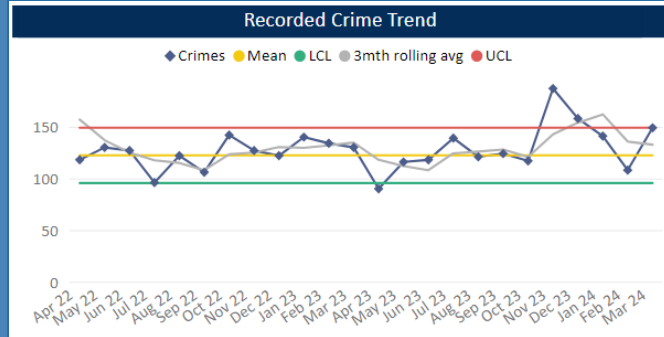
Planned Action to Drive Performance

1. Co-chaired Neighbourhood Crime meeting, focused on problem solving.
2. Op Troyes is the current force priority tackling Robberies across Luton and Bedford

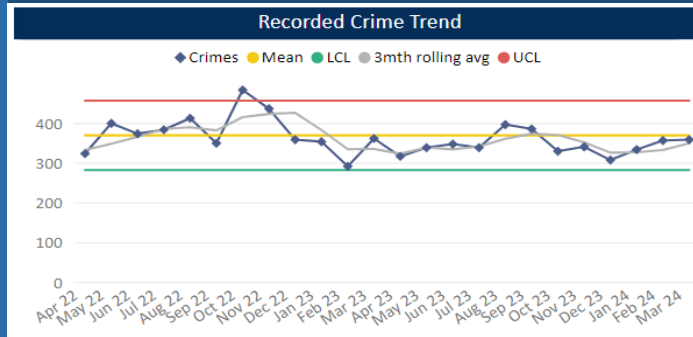
Comments

1. Q4 recorded 398 Residential Burglaries averaging 131 crimes a month 23/24. This is lower than the previous quarter and same period in the previous year. Solved rate for end of year 23/24 was 9%.
2. Vehicle Crime has increased compared to Q3, but comparable with the rest of the year. Average 345 crimes per month 23/24. Sitting below average since October.
3. Personal Robbery has increased overall in Q4, due to a rise in March 24, prior to which levels had been below average. Q4 was the highest quarter across the year and slightly higher than the same quarter in the previous year. Average 43 crimes per month. Solved rate for end of 23/24 was 7.3%.
4. 124 Theft from a Person during Q4, slight reduction compared to Q3 and down on this time previous year. Levels have been average or below across the quarter.

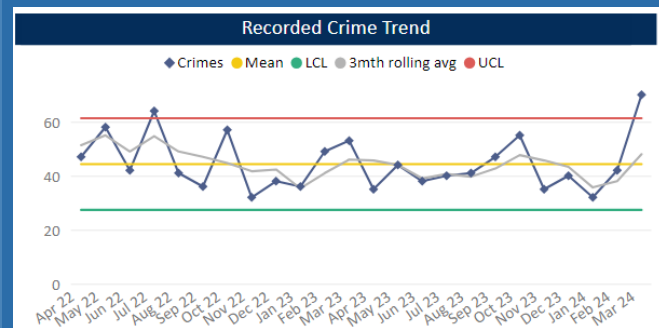
Burglary Residential



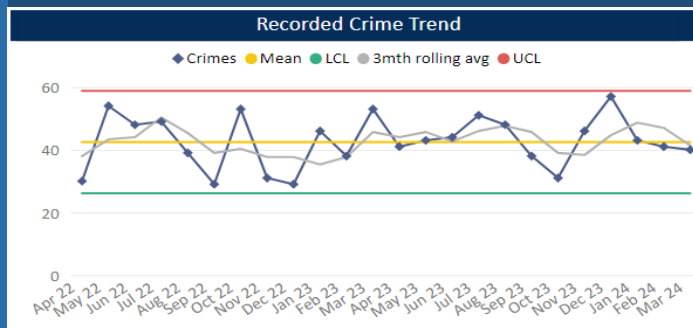
Vehicle Crime



Personal Robbery



Theft from Person



Measure Summary

Local Measures	Trend / Outlook	Benchmark
Investigate 100% of all cyber dependant crime disseminated to forced	Stable [100%]	Not available
Provide 100% of all cyber dependant crime victims with specialist advice	Stable [100%]	Not available
Action Fraud offences	Stable [100%]	Not available

Planned Action to Drive Performance

1. Fraud training delivered to First Contact teams in the FCC and Crime Bureau following an identified gap in knowledge and compliance with national protocols and HOCR.
2. Fraud training around investigation standards delivered to CID officers at the Annual CID Conference.
3. Dedicated D/Insp for the SFIU now in place.
4. Increased partnership working with Trading Standards on investigations and warrants. Both agencies now supporting each other on enforcement.

Comments

- 1.
- 2.

Specified Information Order

HMICFRS reporting

The amending Order requires PCCs to publish the most recent HMICFRS force-level report on the effectiveness, efficiency and legitimacy of the police force.

The Order requires that PCCs publish the PEEL report for their force on their website, within one calendar month of its publication by HMICFRS.

<https://www.bedfordshire.pcc.police.uk/hmic-reports/>

Outstanding	Good	Adequate	Requires improvement	Inadequate
Managing offenders	Preventing crime	Protecting vulnerable people	Investigating crime	
	Treatment of the public		Responding to the public	
	Developing a positive workplace			
	Good use of resources			

Specified Information Order

Complaints handling

The Order provides that PCCs must publish the most recent IOPC quarterly complaints data for their force and the IOPC annual statistics report, alongside a narrative setting out how the PCC is holding the chief officer to account, and the PCC's assessment of their own performance in carrying out their other complaints handling functions.

Holding the chief officer to account

It is recommended that the narrative should include:

- How the force is measuring complainant satisfaction.
- Progress updates on implementing relevant recommendations made by the IOPC and/or HMICFRS in relation to complaints handling, or where recommendations were not accepted an explanation as to why.
- A summary of any mechanisms put in place to identify and act on themes or trends in complaints.
- A summary of systems in place to monitor and improve performance in the timeliness of complaints handling.
 - The number of written communications issued by the force under regulation 13 of the Police (Complaints and Misconduct) Regulations 2020 where an investigation has not been completed within a “relevant period”.
- Quality Assurance mechanisms in place to monitor and improve the quality of its responses to complaints.
- Details of the administrative arrangements the PCC has put in place to hold the chief constable to account for complaints handling e.g. frequency of meetings and a summary of discussions.

Specified
Information
Order

Complaints handling

<https://www.bedfordshire.pcc.police.uk/complaints-handling/>

<https://www.bedfordshire.pcc.police.uk/holding-force-to-account/>

The PCC has pledged to invest in community-based and community-led policing. The PCC wishes for his office to publish the monthly figures of officers within the community team.

Community Policing Numbers:

Priority One

Investment in community-based and community led policing for urban and rural areas.

	Inspector		Sergeant		Constable		PCSO	
	Budget	Actual	Budget	Actual	Budget	Actual	Budget	Actual
Hubs	6	6	14	14	74	73	42	30
Rural	0	0	1	1	9	8	1	0
Community Cohesion	0	0	1	1	2	3	3	2
Community Enforcement Team	0	0	1	1	9	7	0	0
Total	6	6	17	17	94	91	46	32

Priority One

Investment in community-based and community led policing for urban and rural areas.

The PCC has pledged to invest in community-based and community-led policing. The PCC wishes for his office to publish the monthly figures of officers within the community team.

Community Hubs

Hub	Sgts	PCs	PCSOs
North Rural	1/1	3/6	3/4
North Urban	3/3	13/14	3/8
Central North	2/2	13/10	7/6
Central South	3/3	18/17	7/5
Luton South, East and T/C	3/3	13/13	6/11
Luton North, West & Central	2/2	13/14	4/8
Total	14/14	73/74	30/42

Priority One

Investment in community-based and community led policing for urban and rural areas.

The Special Constabulary is a force of warranted, uniformed volunteer police officers. A key strength is that these volunteer officers are warranted constables, with all the powers of a regular police officer. Special constables' integration in the local communities in which they live, work and serve is a further strength, helping to build links between policing and communities.

We currently have established Special Constables in the following areas.

Bedfordshire Police currently has 60 Special Constables

- *60 Specials in March*
- *SC =55*
- *Sgts = 3*
- *Insp = 2*
-
- *Hours in March 2024 = 1393*

Special Constabulary

Priority One

Investment in
community-
based and
community led
policing for
urban and rural
areas.

- *Community North* 6
- *Community South* - 11
- *Patrol North* - 16
- *Patrol South* - 10
- *Pathway* – 6
- *Training* – 5

5 LLA

1 HQ – Non operational

Priority Two

Recruitment and retention of police officers

Recruitment and Retention Numbers:

Police and Crime Commissioners have statutory responsibilities for delivering an efficient and effective police service. Our efficiency and effectiveness improves when the right level of resources are available and maximised.

The PCC wishes for his office to publish the monthly figures of the recruitment of officers.

POLICE OFFICER ACTUAL STRENGTH (FTE) vs BUDGETED ESTABLISHMENT (FTE) by RANK - FULL FORCE
31/03/2024

Includes Op Kenova Officers - as per HO counting rules

BEDFORDSHIRE	CONS	SGT	INSP	C/INSP	SUPT	C/SUPT	ACPO	TOTAL
Home Force	964.2	137.9	59.0	22.9	11.0	3.0	3.0	1201.0
Collaborated Share	121.7	47.0	10.0	7.0	1.0	2.0	1.0	189.7
ERSOU/CTP share	46.0	12.0	2.0	0.0	0.0	2.0	0.0	62.0
TOTAL STRENGTH	1131.8	196.9	71.0	29.9	12.0	7.0	4.0	1452.6
Budgeted Establishment	1111.0	207.0	73.0	24.0	10.0	4.0	4.0	1433.0
<i>Variance to Actual</i>	<i>20.8</i>	<i>-10.1</i>	<i>-2.0</i>	<i>5.9</i>	<i>2.0</i>	<i>3.0</i>	<i>0.0</i>	<i>19.6</i>

Career Break	External Secondment	FULL FORCE STRENGTH
5.8	4.0	1462.4

Note: Home Office/Uplift counting includes CB (i.e. Strength 1458.4)

Priority Two

Recruitment and retention of police officers

Recruitment and Retention Numbers:

The PCC has made an Equality Commitment and will work with representing bodies that support diverse groups within the Force to ensure we pick up on the earliest signs of discrimination and exclusionary practices which impact on disproportional outcomes in areas such as recruitment, promotions, career progression, disciplinaries and dismissals. The aim will be to address any identified disproportionality of outcomes for all of our staff.

The PCC wishes for his office to publish the monthly figures of the diversity of officers.

Priority Two

Recruitment and Retention Numbers:

Recruitment and retention of police officers

Position Category	Total Starters Headcount	Starters (people from ethnic minority backgrounds) Headcount		Starters Female Headcount March		Starters Under 24 Headcount March		Starters 45+ Headcount March		Starters (Declared Disability) Headcount March	
Officer	16	4	25.00%	6	37.50%	3	18.75%	0	0.00%	1	6.25%
Staff	23	1	4.35%	19	82.61%	5	21.74%	8	34.78%	2	8.70%
Special	0	0	0.00%	0	0.00%	0	0.00%	0	0.00%	0	0.00%
SUM:	39	5	12.82%	25	64.10%	8	20.51%	8	20.51%	3	7.69%

Position Category	Total Leavers Headcount	Leavers (people from ethnic minority backgrounds) Headcount		Leavers Female Headcount March		Leavers Under 24 Headcount March		Leavers 45+ Headcount March		Leavers (Declared Disability) Headcount March	
Officer	11	0	0.00%	6	54.55%	1	9.09%	4	36.36%	3	27.27%
Staff	9	1	11.11%	5	55.56%	0	0.00%	6	66.67%	1	11.11%
Special	5	0	0.00%	1	20.00%	0	0.00%	2	40.00%	1	0.00%
SUM:	25	1	4.00%	12	48.00%	1	4.00%	12	48.00%	5	20.00%

Priority Two

Recruitment and retention of police officers

Recruitment and Retention Numbers:

The PCC has made an Equality Commitment and will work with representing bodies that support diverse groups within the Force to ensure we pick up on the earliest signs of discrimination and exclusionary practices which impact on disproportional outcomes in areas such as recruitment, promotions, career progression, disciplinaries and dismissals. The aim will be to address any identified disproportionality of outcomes for all of our staff.

The PCC wishes for his office to publish the monthly figures of the diversity of officers.

Priority Four

Placing residents and victims at centre of policing priorities.

The PCC has requested information from the Force on a monthly basis surrounding Victim Satisfaction and how the Force deals with this and monitors this.

The force is developing its IT solution to automated victim satisfaction surveys and this is progressing well against the project plan. In the meantime, the force has limited capacity to complete such surveys, however can report:

Victim Satisfaction

Information Unavailable – will be sent in May.

Priority Four

Placing residents and victims at centre of policing priorities.

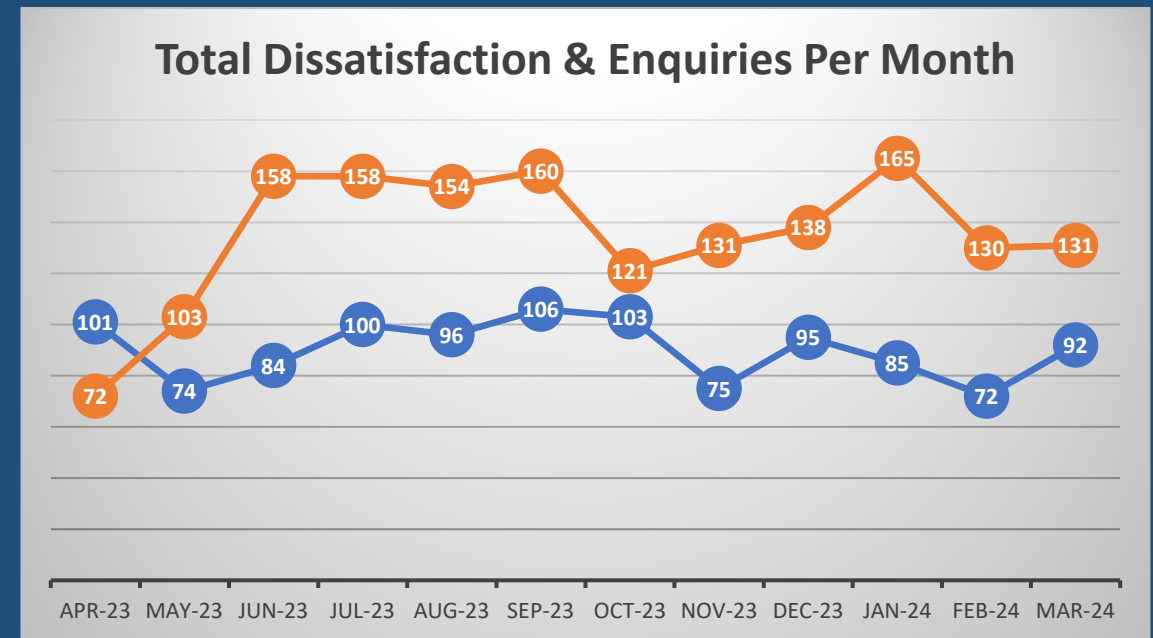
The PCC has requested information from the Force on a monthly basis surrounding Victim Satisfaction and how the Force deals with this and monitors this.

The force is developing its IT solution to automated victim satisfaction surveys and this is progressing well against the project plan. In the meantime, the force has limited capacity to complete such surveys, however can report:

Victim Dissatisfaction

Orange – Enquiries Recorded

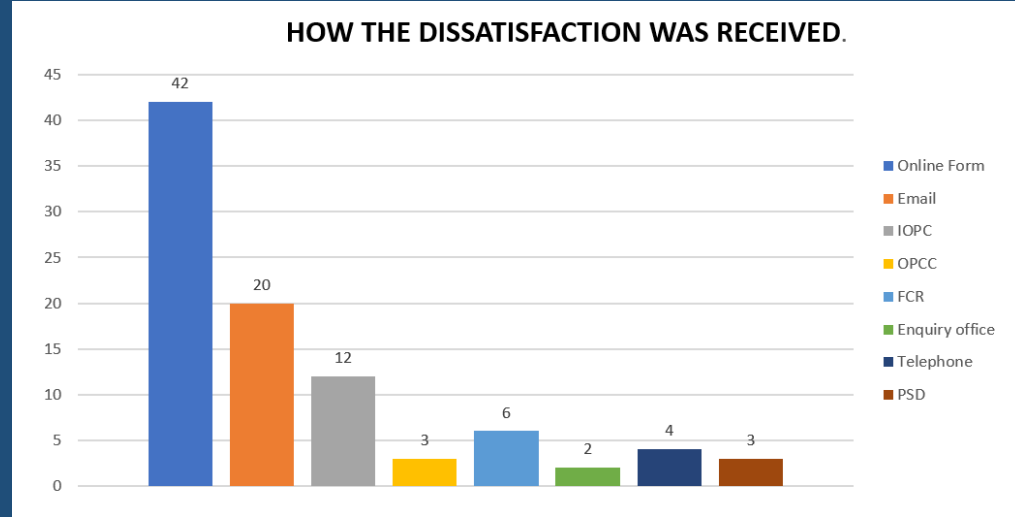
Blue - Dissatisfaction Recorded



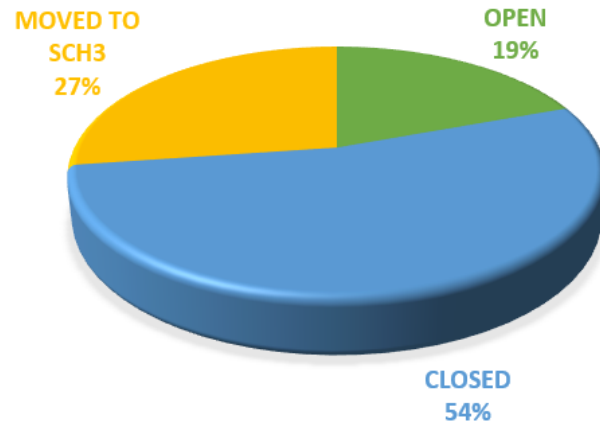
Priority Four

Placing residents and victims at centre of policing priorities.

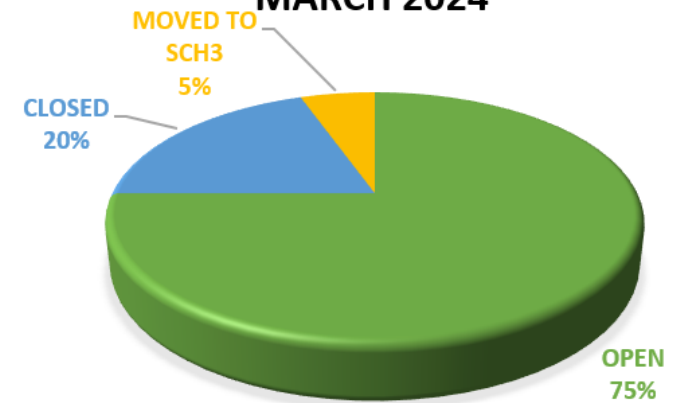
Victim Dissatisfaction



DISSATISFACTION STATUS ROLLING TWELVE MONTHS



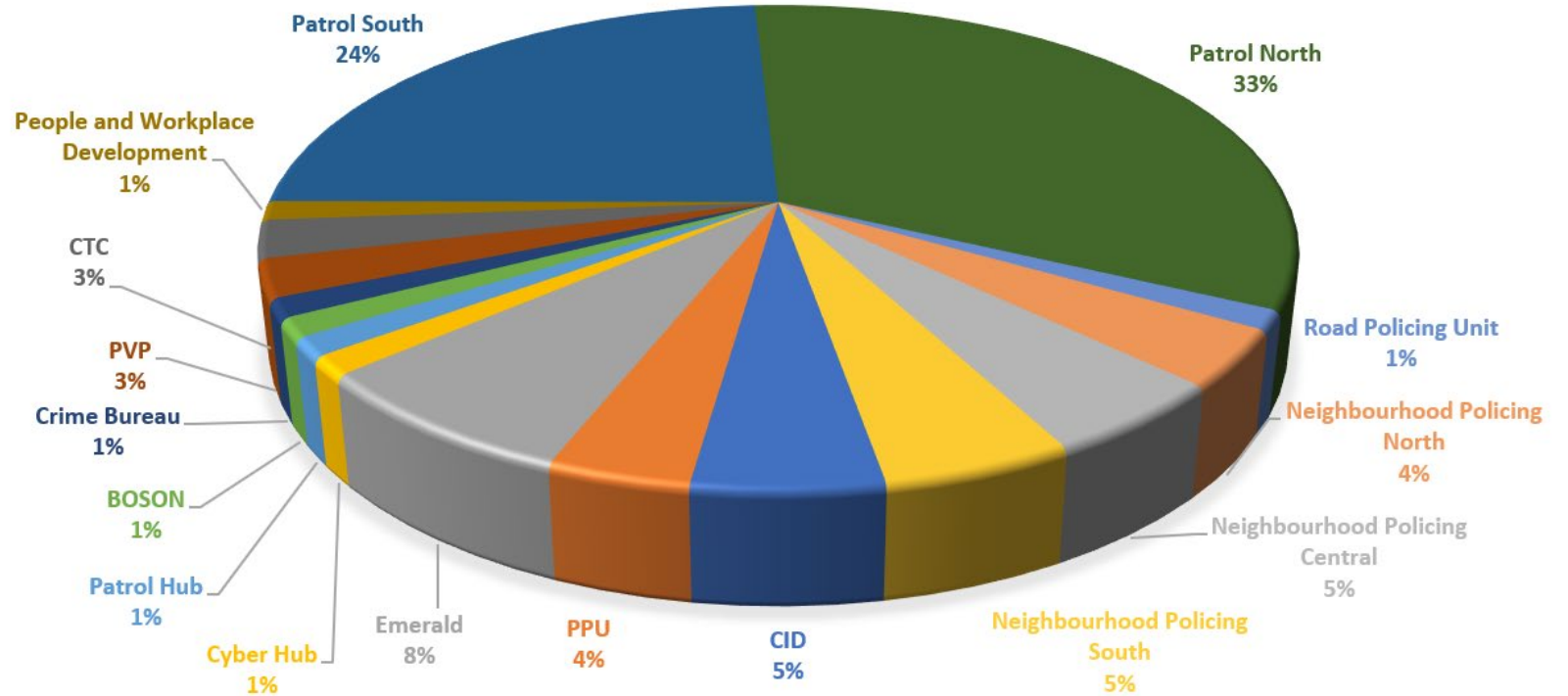
DISSATISFACTION STATUS FOR MARCH 2024



Victim Dissatisfaction

Priority Four

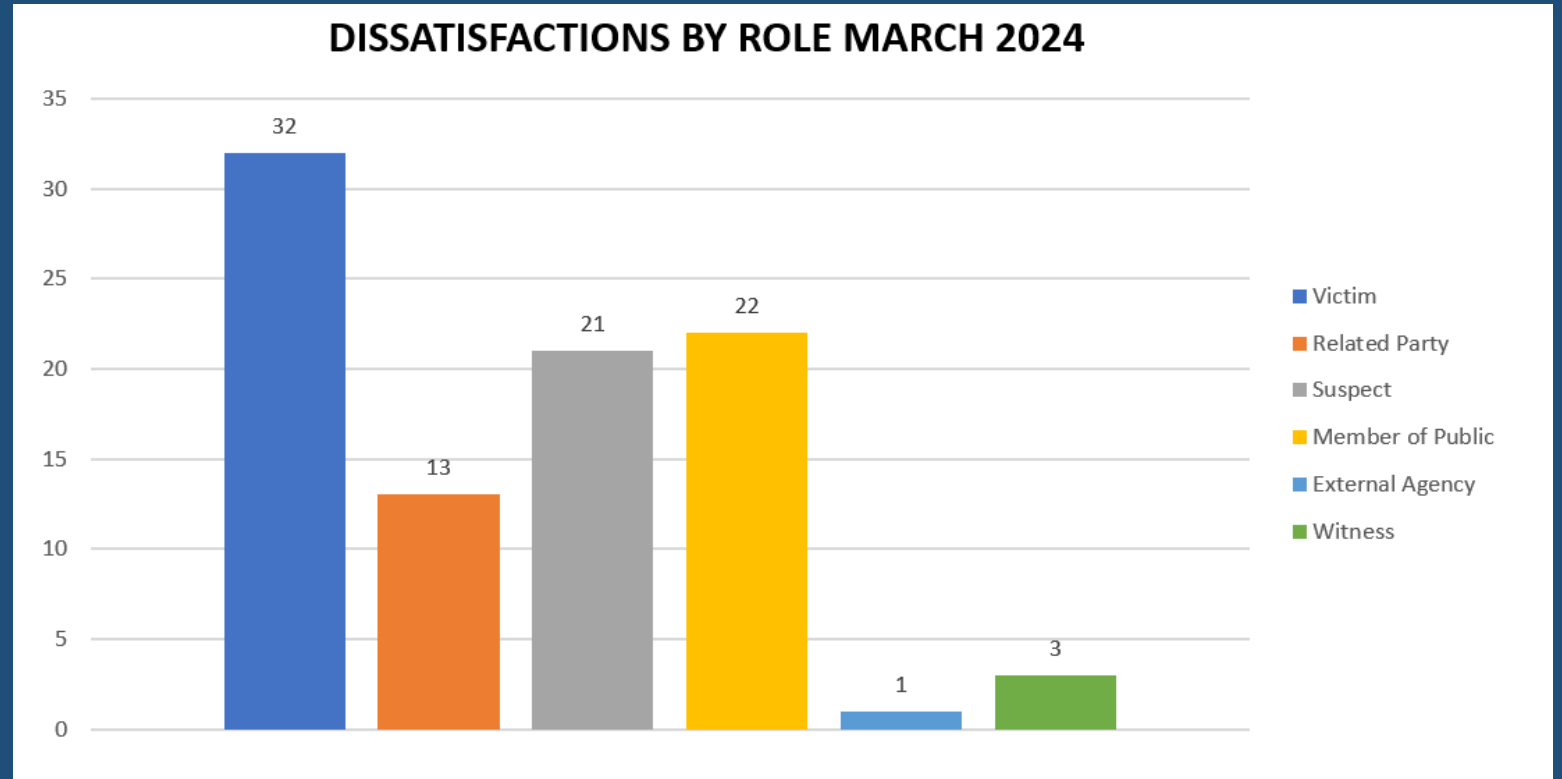
Placing residents and victims at centre of policing priorities.



Priority Four

Placing residents and victims at centre of policing priorities.

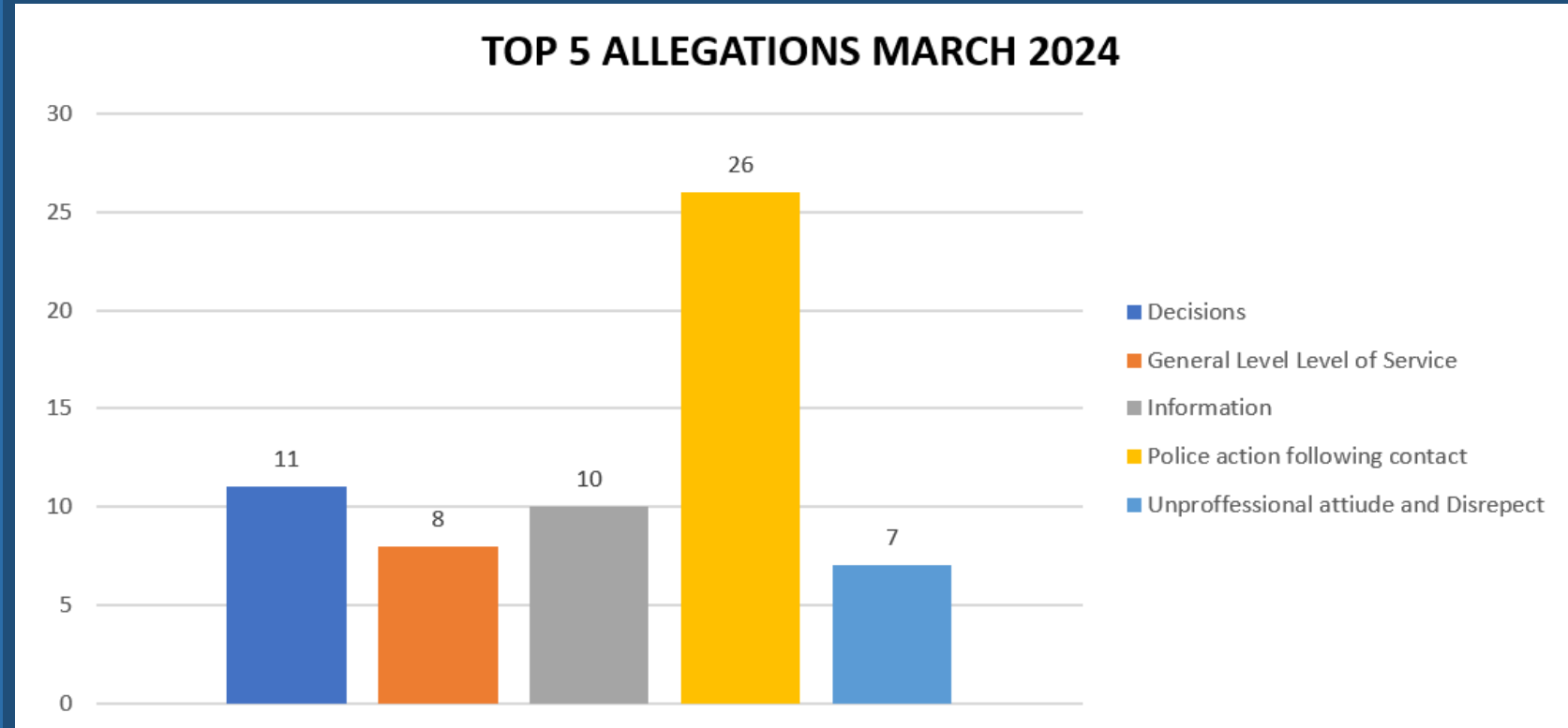
Victim Dissatisfaction



Victim Dissatisfaction

Priority Four

Placing residents and victims at centre of policing priorities.

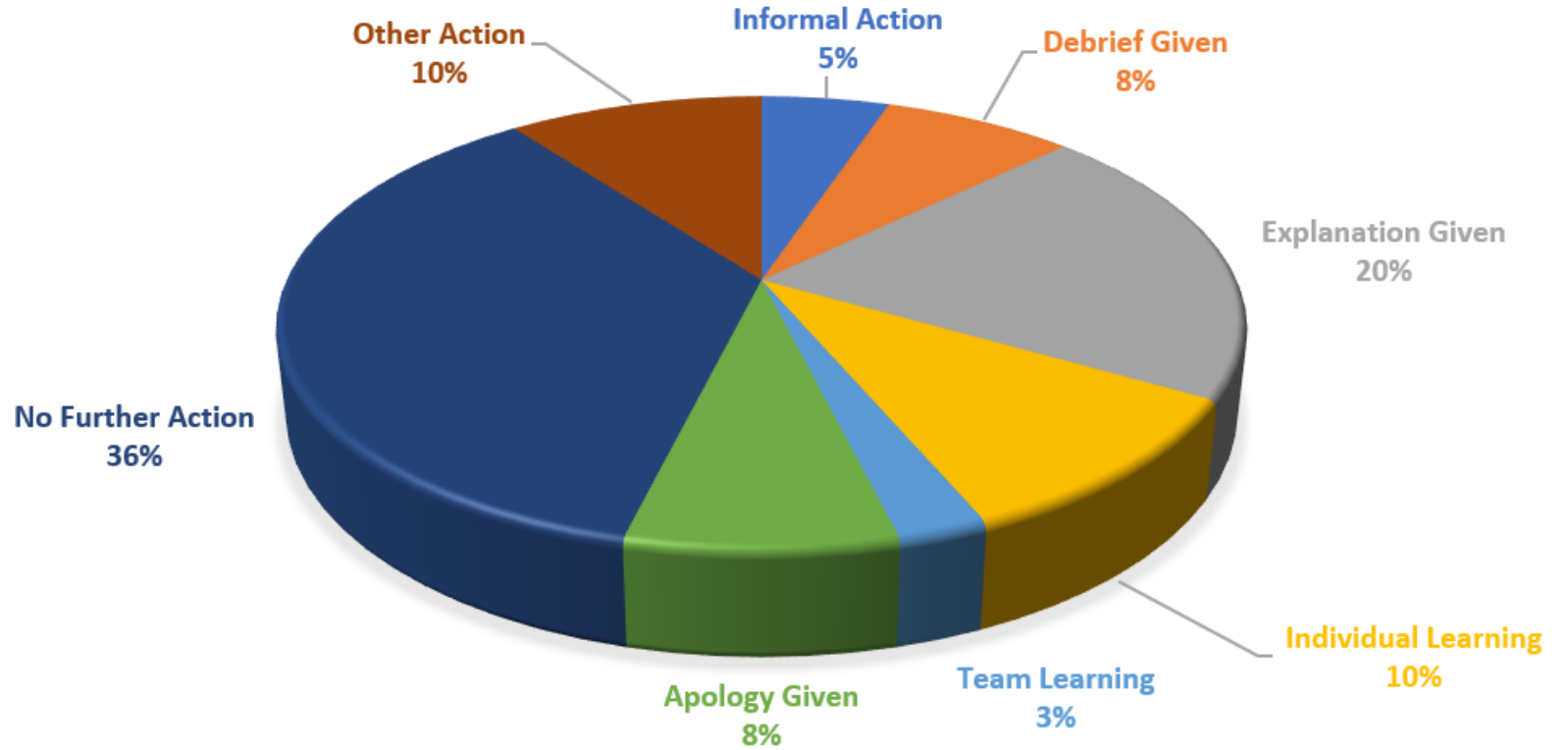


Victim Dissatisfaction

Priority Four

Placing residents and victims at centre of policing priorities.

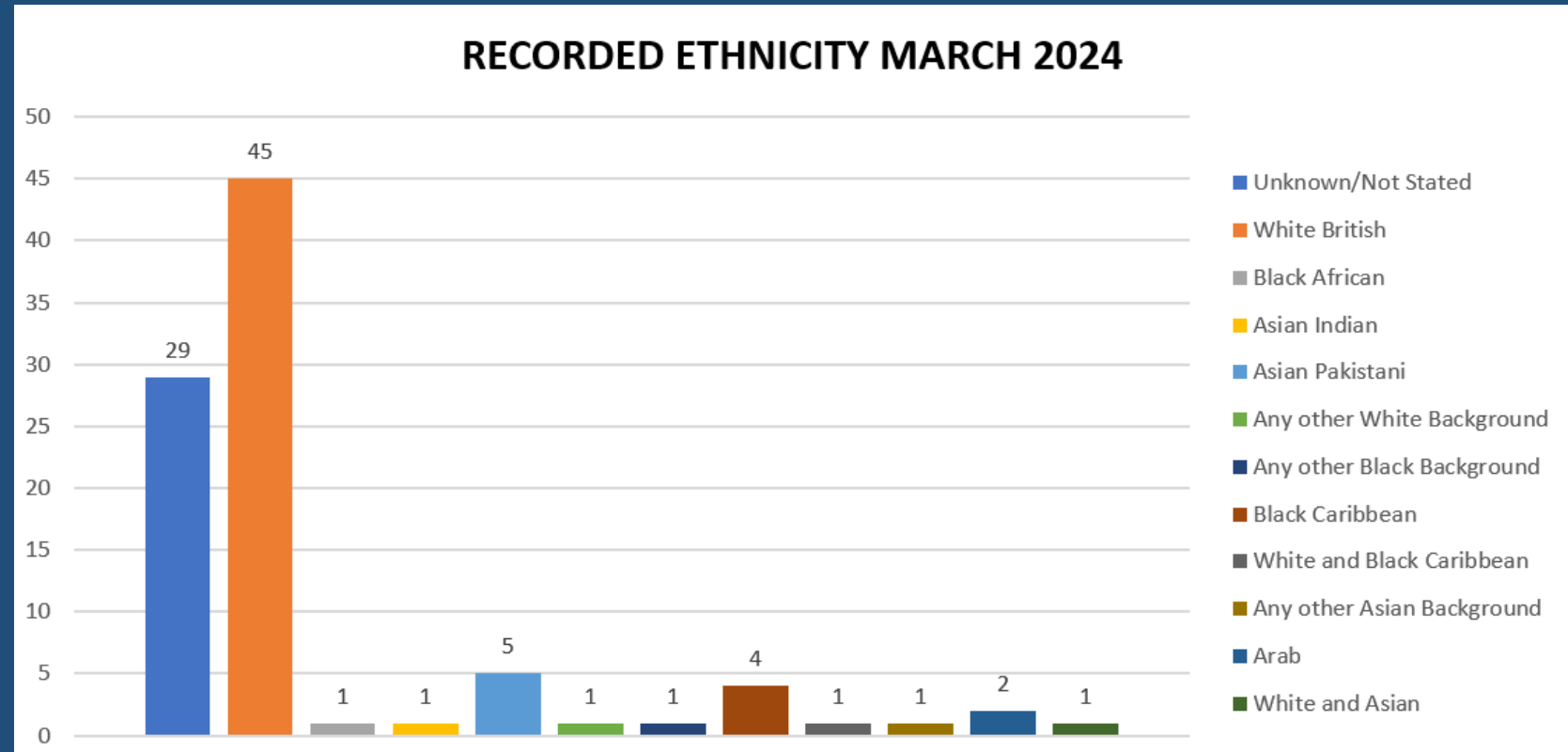
ALLEGATION OUTCOME SUMMARY MARCH 2024



Victim Dissatisfaction

Priority Four

Placing residents and victims at centre of policing priorities.



Priority Four

Placing residents and victims at centre of policing priorities.

Victim Dissatisfaction



Priority Five

Multi-agency approach to community safety and crime reduction

Partnership delivery of community engagement and action

The PCC and his office attends many different partnership meetings and events:

<https://www.bedfordshire.pcc.police.uk/events/>

Priority Six

Transparency and Open Communication

The PCC has also requested for additional information to aid transparency of the Force and they fall under different headings in line with the pledge of being Transparent.

The PCC has pledged to invest to improve performance and wellbeing of staff in our Force Control Room

Force - Response times - 101 and 999 calls, March 2024

9,968 - 999 call answered, 322 average per day, 94.2% answered in 10 secs, 4s average wait time

3,855 - 101 Priority, 124 average per day, 1m 29s average wait time

6,970 - 101 Non Priority, 225carr average per day, 3m 57s average wait time

[999 performance data | Police.uk \(www.police.uk\)](https://www.police.uk)

Priority Six

Transparency and Open Communication

The PCC has also requested for additional information to aid transparency of the Force and they fall under different headings in line with the pledge of being Transparent.

The PCC pledged that he would ensure that appropriate services are in place for victims within the power of the OPCC.

Clare's Law

The Domestic Violence Disclosure Scheme (DVDS), also known as "Clare's Law" enables the police to disclose information to a victim or potential victim of domestic abuse about their partner's or ex-partner's previous abusive or violent offending.

Clare's Law - number of requests and average length of time to respond to requests are on the next slide.

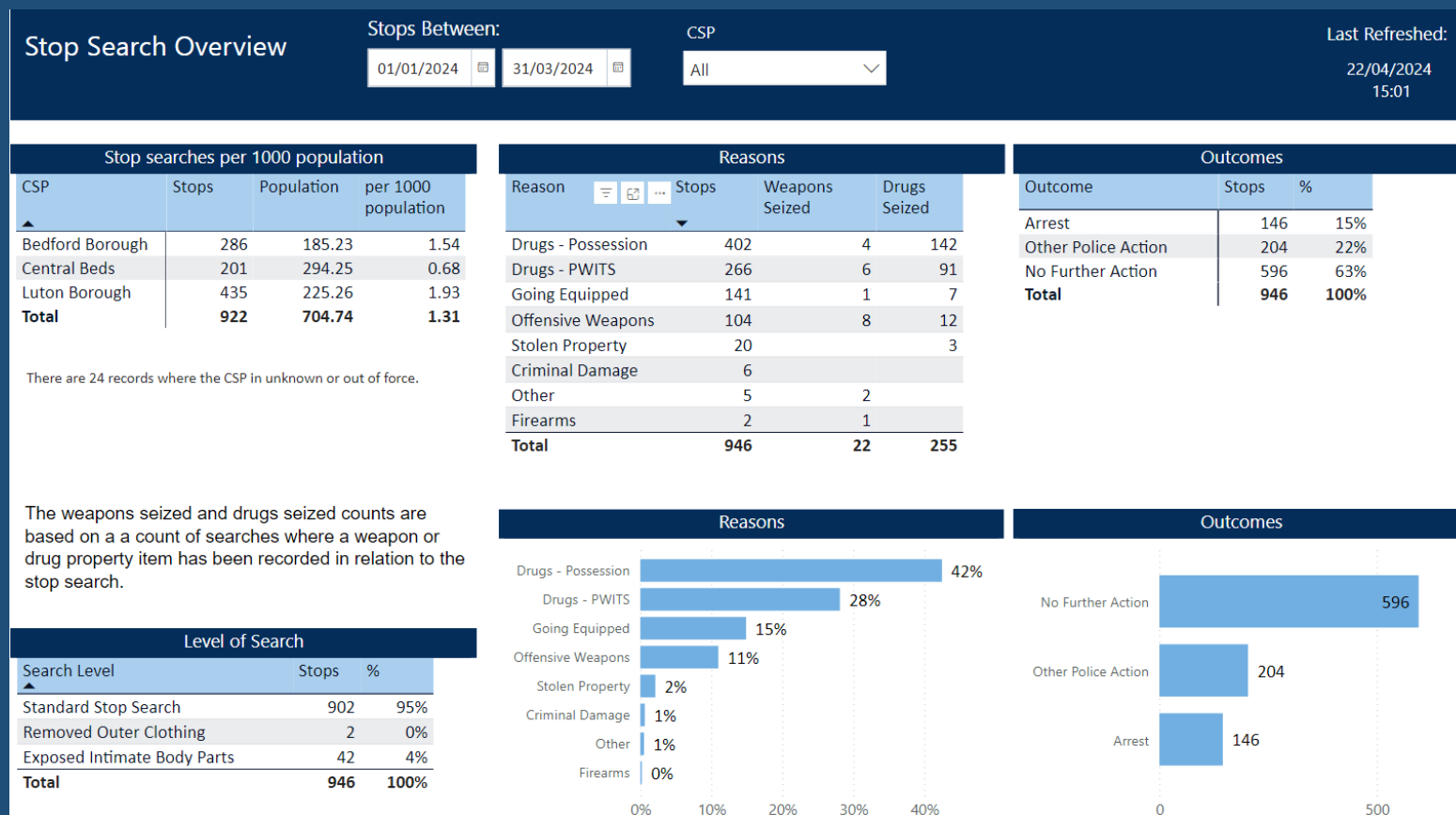
		Apr 2023	May 2023	Jun 2023	Jul 2023	Aug 2023	Sep 2023	Oct 2023	Nov 2023	Dec 2023	Jan 2024	Feb 2024	Mar 2024
Requested in Month	Total Requests	38	55	40	46	42	42	43	36	37	55	92	100
	Right to Ask	28	41	25	30	26	30	24	23	18	37	37	55
	Right to Know	10	14	15	16	16	12	19	13	19	18	55	45
	Filed	38	55	40	45	42	42	43	36	37	55	91	80
	Outstanding				1							1	20
Disclosed in Month	Right to Ask	11	8	18	8	11	8	8	3	11	12	15	23
	Right to Know	1	4	8	7	9	5	5	9	7	17	15	30
	Disclosed outside 35 days	7	6	8	7	5	4	4	4	9	6	5	5

Priority Six

Transparency and Open Communication

The PCC has also requested for additional information to aid transparency of the Force and they fall under different headings in line with the pledge of being Transparent.

Stop and Search Data (Q4)



Stop and search | Police.uk (www.police.uk)

Stop Search by Demographic Group

Stops Between:

01/01/2024

31/03/2024

CSP

All

Search Reason

All

Demographic Category

Self Defined Ethnicity

Last Refreshed:

22/04/2024
15:01

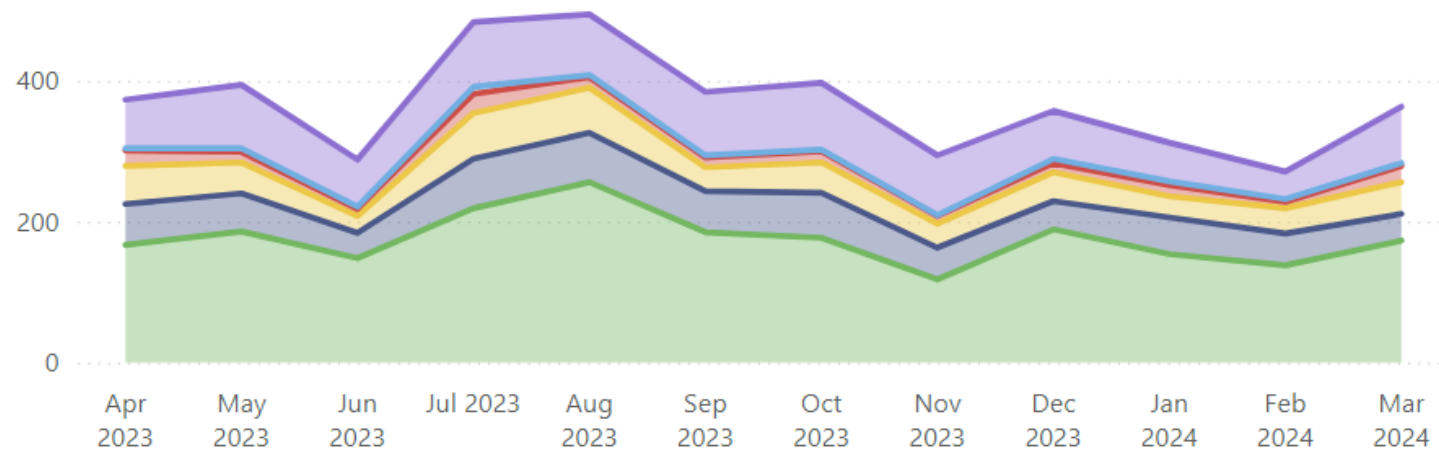
Self Defined Ethnicity - Bedfordshire - All Search Reasons

Bedfordshire

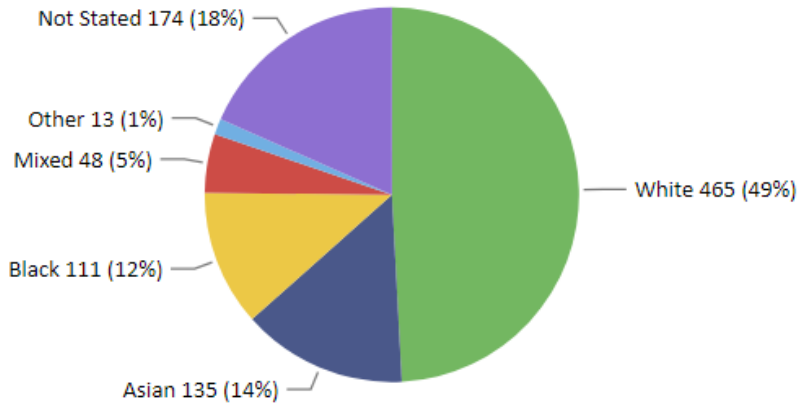
Self Defined Ethnicity	Stops	Population	per 1000 Pop.	Ratio
White	465	507,514	0.92	1.0
Asian	135	116,911	1.15	1.3
Black	111	39,600	2.80	3.1
Mixed	48	27,089	1.77	1.9
Other	13	13,612	0.96	1.0
Not Stated	174			
Total	946	704,726	1.34	1.5

By Month

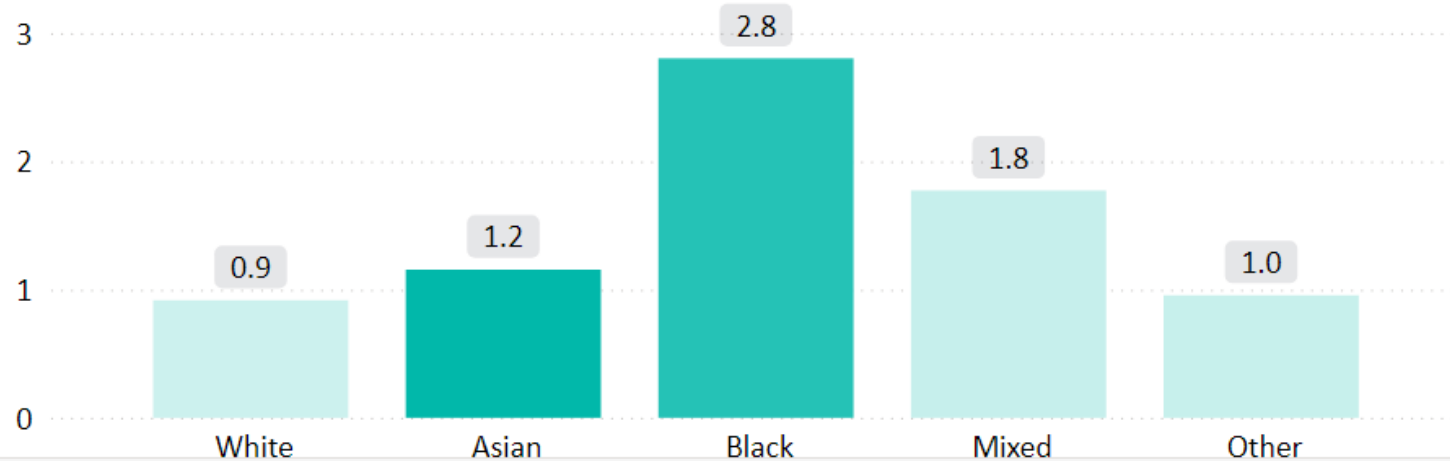
Self Defined Ethnicity ● White ● Asian ● Black ● Mixed ● Other ● Not Stated



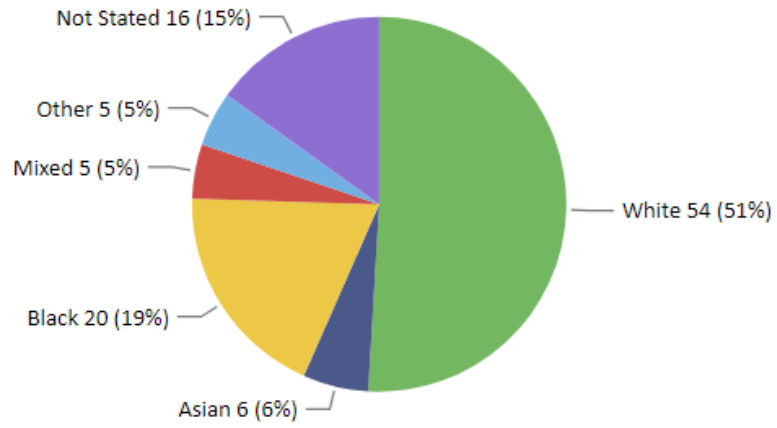
Self Defined Ethnicity



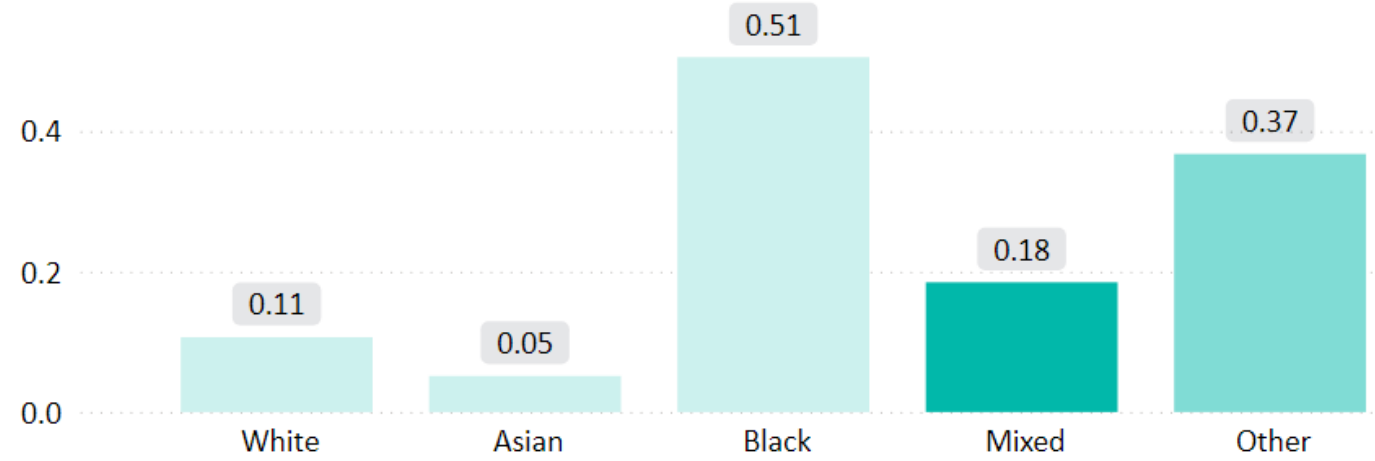
Stops per 1000 Population



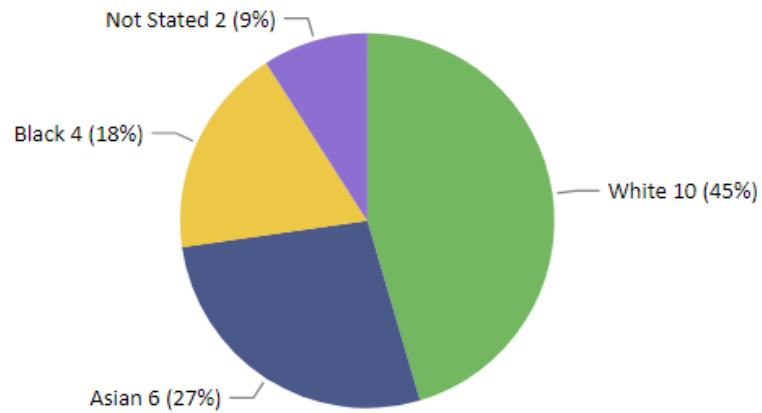
Reason = Weapons



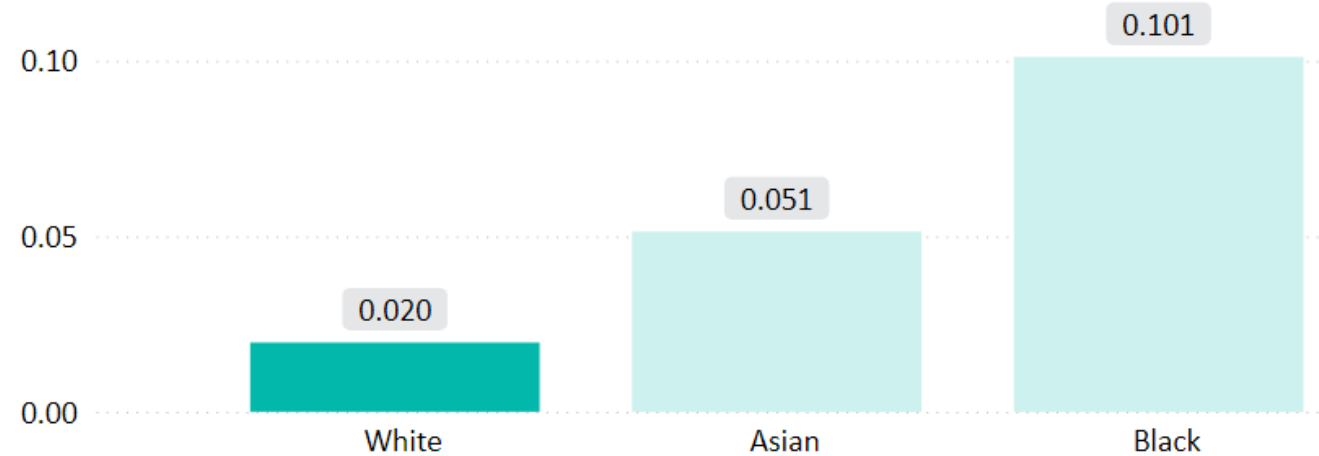
Stops per 1000 Population - Reason = Weapons



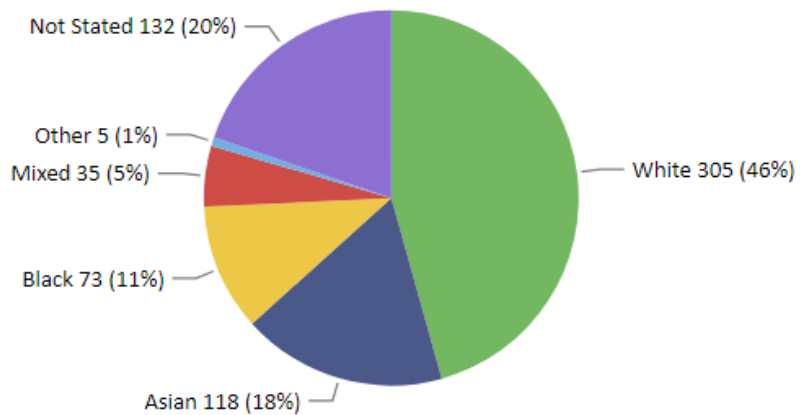
Weapons Seized



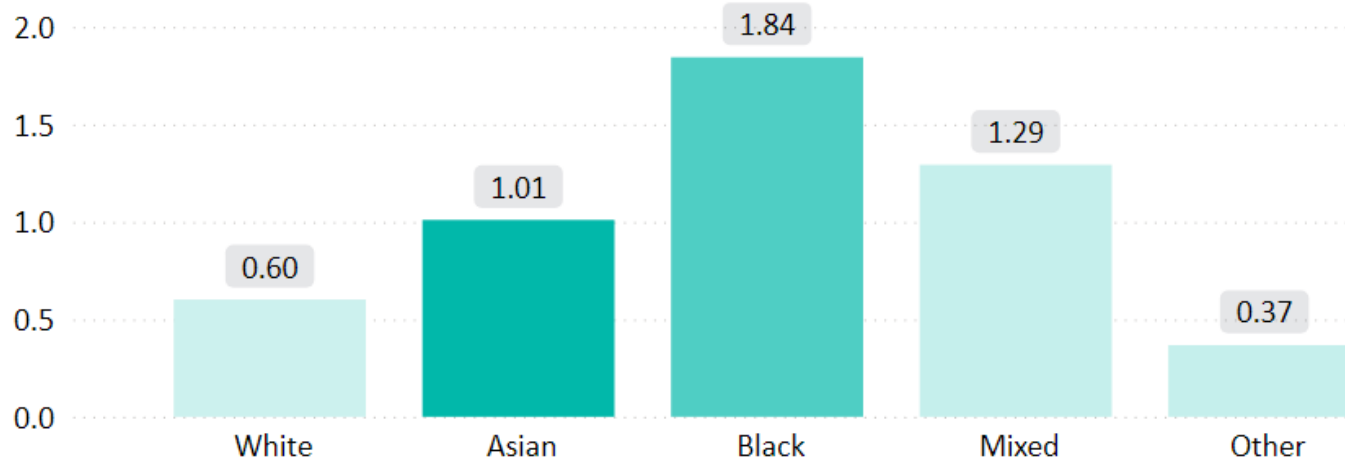
Stops per 1000 Population - Weapons Seized



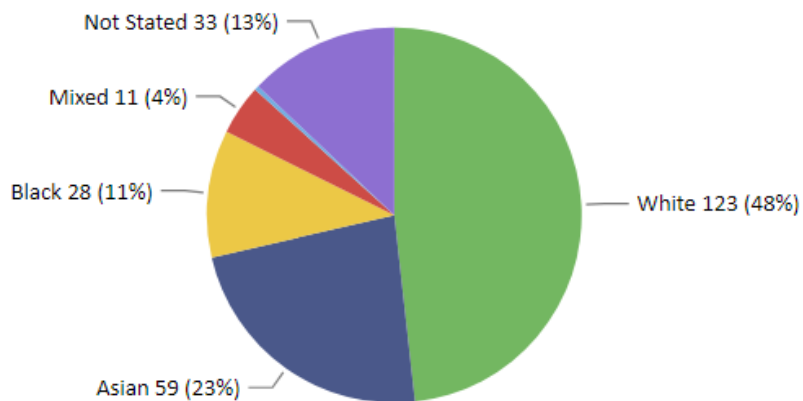
Reason = Drugs



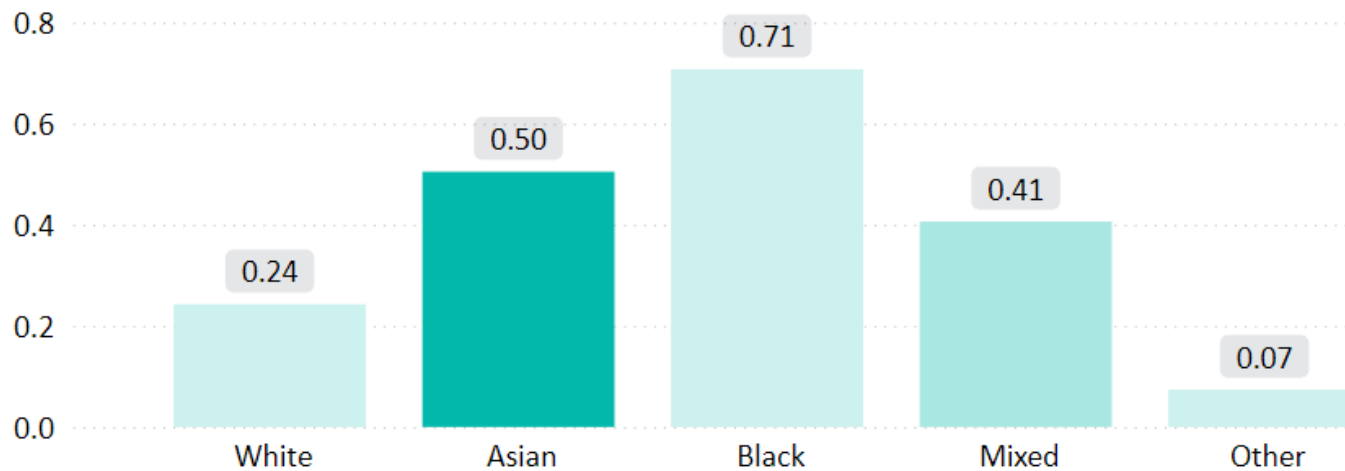
Stops per 1000 Population - Reason = Drugs



Drugs Seized



Stops per 1000 Population - Drugs Seized



Stop Search by Age

Stops Between:

01/01/2024

31/03/2024

CSP

All

Last Refreshed:

22/04/2024

15:01

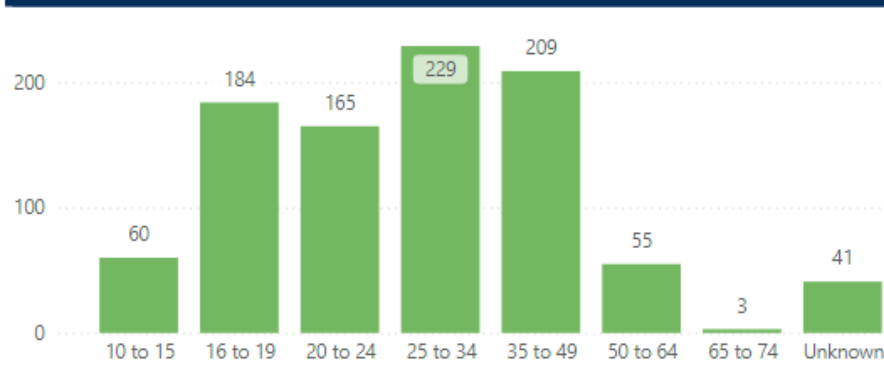
Age Bands by Officer Defined Ethnicity

Category	White	Asian	Black	Chinese	Arab	Unknown	Total
0 to 4							
5 to 9							
10 to 15	53		7				60
16 to 19	99	39	37		6	3	184
20 to 24	71	58	26	2	7	1	165
25 to 34	133	50	32	4	9	1	229
35 to 49	133	28	45		3		209
50 to 64	34	2	18			1	55
65 to 74	1	1		1			3
75 to 84							
85 and over							
Unknown						41	41
Total	524	178	165	7	25	47	946

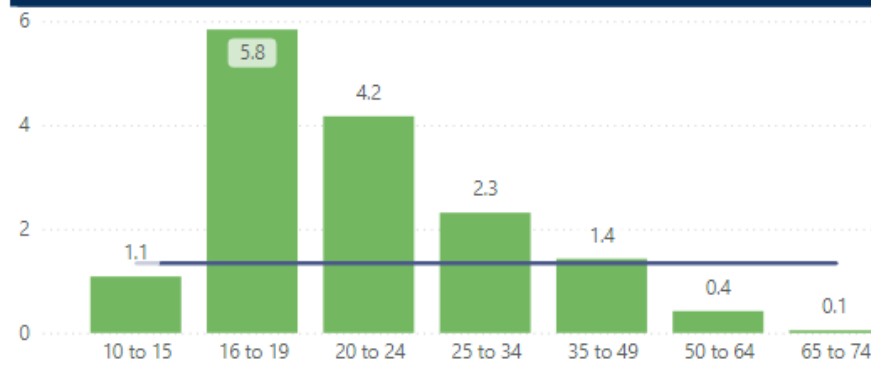
Age Bands by Self Defined Ethnicity

Category	White	Asian	Black	Mixed	Other	Not Stated	Total
0 to 4							
5 to 9							
10 to 15	49		6	1		4	60
16 to 19	92	29	18	10	2	33	184
20 to 24	57	43	18	13	3	31	165
25 to 34	123	38	23	14	3	28	229
35 to 49	111	21	33	9	5	30	209
50 to 64	32	2	13	1		7	55
65 to 74	1	2					3
75 to 84							
85 and over							
Unknown						41	41
Total	465	135	111	48	13	174	946

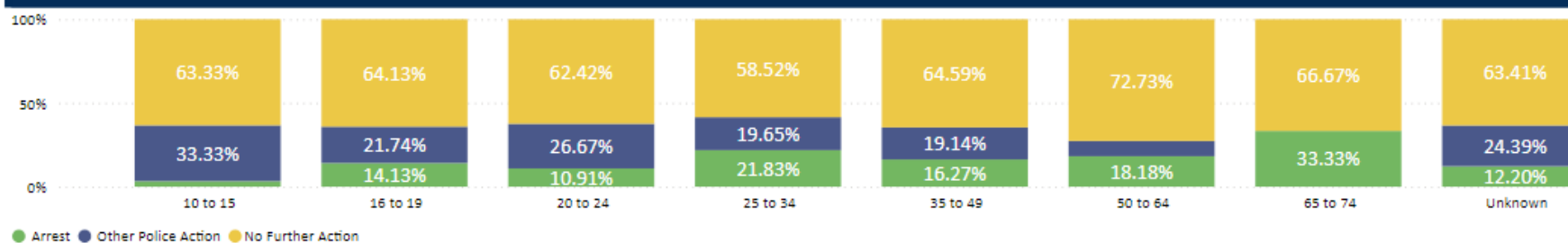
Stop Search Count by Age Band



Stop Search per 1000 population by Age Band



Outcomes (%) by Age



Priority Seven

National Contributions

The PCC is fully engaged with his National Contributions and releases press releases in line with this:

<https://www.bedfordshire.pcc.police.uk/news/>